

BEFORE THE NATIONAL GREEN TRIBUNAL

PRINCIPAL BENCH, NEW DELHI

Original Application No. 606/2018

(In respect of Union Territory of Jammu & Kashmir)

In Re: Compliance of Municipal Solid Waste Management Rules, 2016 and other environmental issues.

INDEX

S. No.	Particulars	Page No.
1.	Action Taken Report	1-11
2.	Affidavit	12-13
3.	Annexure – A (Solid Waste Generation)	14-21
4.	Annexure – B (Composting / Wet Waste Processing)	22-24
5.	Annexure – C (MRF / Dry Waste Processing)	25-32
6.	Annexure – D (Waste Processing through Thermal / Methanation Route)	33
7.	Annexure – E (C&D Waste Processing)	34
8.	Annexure – F (Gap in Processing)	35
9.	Annexure – G (Status of Legacy Waste)	36-37
10.	Annexure – H (Status of Ring Fence Account)	38
11.	Annexure – I (Sewage Generation)	39-41
12.	Annexure – J (Drains)	42-48
13.	Annexure – K (Sewage Treatment and Utilization)	49-52
14.	Annexure – L (Discharged Sewage Quality Report)	53

15.	Annexure – M (Details of Recyclers)	54-57
16.	Annexure – N (Letter by JKPCC to Cement Industries)	58-63
17.	Annexure – O (MoM of NARC)	64-75
18.	Annexure – P (Geotagged photos of MRF)	76-77
19.	Annexure – Q (Disposal Details of Bio-remediated Sites)	78-120
20.	Annexure – R (Compost Report)	121-192



Dated: 23.04.2026

Place: Delhi

Through Counsel

For the Respondent

Advocate, Gautam Singh

Chamber No. 71

Supreme Court of India

Contact No. 9970179706

Email: gautamsinghh.ind@gmail.com

BEFORE THE NATIONAL GREEN TRIBUNAL, PRINCIPAL BENCH,
NEW DELHI

Original Application No. 606/2018

(In respect of Union Territory of Jammu & Kashmir)

In re: Compliance of Municipal Solid Waste Management
Rules, 2016, and other environmental issues.

IN THE MATTER OF: Action Taken Report on Behalf of Union
Territory of Jammu & Kashmir, in
Terms of Hon'ble Tribunals Order
Dated 24.09.2025.

May it please your Lordships;

1. That this Hon'ble Tribunal vide order dated **24.09.2025**, in the present matter was pleased to issue various directions to the Union Territory of Jammu & Kashmir with regard to compliance of Solid Waste Management Rules, 2016 and liquid waste management. The Hon'ble Tribunal was further pleased to direct as follows:

*"Let a fresh action taken report be filed by the
UT of Jammu & Kashmir covering the aspects
noted above, at least one week before the next
date of hearing by way of affidavit through e-
filing.*

Commissioner/Secretary to Govt.
Housing & Urban Dev. Deptt. (J&K)

2. That in compliance with the observations and directions of this Hon'ble Tribunal regarding prevention of discharge of

sewage into storm water drains and ensuring 100% sewerage connectivity, it is respectfully submitted that for the for 77 ULB's under Swachh Bharat Mission (Urban) 2.0, Project Development and Management Consultants (PDMCs) have been engaged and detailed planning, design and implementation have been initiated. In phase I SBM (Urban) 2.0 -out of 37 ULBs, 13 ULB's have been tendered with capacity of 39.5 MLD and I&D Network of 80.47 kms at the cost of Rs. 212.21 Crore. Out of these 13 ULBs, work has already started in 8 ULBs. In SBM (Urban) 2.0 projects Interception & diversion (I&D) network will serve as trunk sewer in initial phase & household level network will be taken up in subsequent phase. It is further submitted that in Phase I of the projects taken up under SBM 2.0, existing points of sewage discharge into rivers & water bodies are being identified to divert sewage flows to the STPs without affecting storm water flow. All proposed STPs are being designed with adequate capacity to handle projected sewage load including peak flows (upto 2036), thereby minimizing the risk of overflow during monsoon. Further, I&D structures are designed to divert sewage flows only up to the designed capacity of the STPs, thereby preventing hydraulic overloading of treatment facilities.


Com:missioner/Secretary to Govt.
Housing & Urban Dev. Deptt. (J&K)

3. In other schemes like AMRUT, NRCP & UT Capex, ULBs- Katra, Samba, Srinagar (Dal Lake Abatement, Doodh ganga Phase I & Chuntkul), Chadoora (Doodh ganga Phase II), Charar-i-Sharif and Jammu have been taken up by UEED for

the construction of STPs & sewer networks and are in different phases of execution. These STPs are being developed along with I&D and Sewage Network connecting each household to sewer network. Thereby preventing any mixing of sewage with storm water drains.

Twenty-six ULBs generating less than 1 MLD of sewage are being covered through a cluster-based approach, utilizing nearby STPs where such facilities are operational. In areas where STPs are not available, decentralized systems are being developed, including the promotion of septic tanks, with desludging carried out through cesspool tankers and transportation to designated STPs for scientific treatment. Registration of cesspool tankers is also being undertaken by the concerned ULBs.

4. That in compliance with the observations of this Hon'ble Tribunal the gap between generation and processing of solid waste in certain Urban Local Bodies it is respectfully submitted that the gap in generation and processing has reduced significantly from **644 TPD to 352.00 TPD thereby increasing processing from 711 TPD to 1027 TPD**. The ULB-wise details of the current gap, capacity addition, and timelines are annexed herewith as **Annexure-A, B & C** for perusal of this Hon'ble Tribunal. The projects are at various stages of tendering, construction, and implementation and shall progressively bridge the existing gap within the stipulated timelines.


Commissioner/Secretary to Govt.
Housing & Urban Dev. Deptt. (J&K)

5. That in compliance with the observations of this Hon'ble Tribunal regarding remediation of legacy waste and accounting for continuous addition of fresh waste, it is respectfully submitted that a comprehensive and time-bound action plan has been formulated and is under implementation across all Urban Local Bodies.

In Srinagar Municipal Corporation bioremediation of approximately **12,07,055 MT** of legacy waste at Achan has been initiated, out of which about **35,000 MT** has been remediated so far. The entire process is targeted for completion by March 2028.

In Jammu Municipal Corporation out of total legacy waste of 9,08,384 MT, approximately 6,66,629 MT has already been remediated (Bhagwati Nagar and Kot Bhalwal sites). The remaining remediation work of **2,51,740 MT** is targeted for completion by July 2026.

In Directorate of Urban Local Bodies Jammu out of last reported quantity of 4,14,625 MT, about **3,19,500 MT** has been remediated, and tendering has been concluded for the balance quantity of **97,078**.

Commissioner/Secretary to Govt.
Housing & Urban Dev. Deptt. (Dir)

In Directorate of Urban Local Bodies Kashmir out of 4,38,594 MT, approximately **2,07,068 MT** has been remediated, and the remaining quantity of **240656 MT** is under execution and targeted for completion by June 2026.

Addition of legacy waste in Srinagar, Jammu and Baramulla due to gap in processing, having additional quantity of **2,74,000** MT has been taken up under Dumpsite Remediation Accelerator Program(DRAP) of MOHUA with deadline to remediate in the next 6 Months and for the remaining ULBs additional quantity added due to gap in processing has been approved in 16th NARC (National Advisory Review Committee) meeting and will be completed by November, 2026. (The MoM of 16th NARC are annexed herewith as **Annexure - O** for the kind perusal of this Hon'ble Tribunal)

The detailed statement is placed on record as **Annexure-G** for the perusal of this Hon'ble Tribunal.

6. That in compliance with the directions of this Hon'ble Tribunal, the ULB-wise details of solid waste generation, door-to-door collection, segregation, processing, disposal, and the corresponding gap have been compiled and are annexed herewith as **Annexure-A** for the kind perusal of this Hon'ble Tribunal. Integrated Solid Waste Management (ISWM) projects have been proposed at Anantnag (clustered with Bijbehra and Mattan), Kathua (clustered with Lakhanpur, Hiranagar and Parole), and Jammu (Zone III), with a cumulative processing capacity of **290 TPD**. The projects are presently under the tendering stage.

A

The scope of work includes door-to-door collection, segregation, processing and scientific disposal of municipal

solid waste (MSW), along with collection and transportation of construction and demolition (C&D) waste. It also covers desilting of drains with transportation of silt, and mechanical as well as manual sweeping of residential and commercial areas. These projects are designed on a Public-Private Partnership (PPP) mode to enhance operational efficiency, bridge existing infrastructural gaps, and ensure compliance with the Solid Waste Management Rules; 2016. The work is expected to be awarded within a period of four months.

7. That in response to the observations of this Hon'ble Tribunal regarding the gap in processing of biodegradable waste, it is respectfully submitted that the gap in processing of Biodegradable waste has reduced from **531 TPD to 272 TPD**. Also, adoption of decentralized cluster and convergence based approach has been implemented for 17 ULBs with their partner ULBs where there is no waste management infrastructure developed yet.

In compliance with the provisions of the Central Pollution Control Board (CPCB) guidelines and Solid Waste Management Rules, 2026, emphasis has been laid on decentralized processing of biodegradable waste through composting, particularly by Bulk Waste Generators (BWGs) and educational institutions. Under the Green campus initiative 665 educational institutions have started decentralized composting.

It is further submitted that the ULB-wise details of biodegradable waste generation, existing processing capacity, identified gaps, and the action plan for bridging the same, including measures undertaken in SMC, JMC, DULBJ and DULBK, have been compiled and are annexed herewith as **Annexure-B** for the kind perusal of this Hon'ble Tribunal. Further the compost quality report is attached herewith as **Annexure-R** for the perusal of this Hon'ble Tribunal.

8. That in response to the observations of this Hon'ble Tribunal regarding the gap in processing of dry/recyclable waste and non-identification of end users for RDF, it is respectfully submitted that necessary steps have been initiated for identification of recyclers in each ULB and for utilization of RDF as alternative fuel in cement plants within the Union Territory of J&K. Through the Jammu and Kashmir Pollution Control Committee (JKPCC), directions have been issued to all cement plants operating in the Union Territory of Jammu & Kashmir to retrofit their facilities for utilization of Refuse Derived Fuel (RDF) as an alternative fuel in their kilns. Copy of the letter of JKPCC to the Cement Industries in J&K is annexed as **Annexure - N**

Further, the Ministry of Housing and Urban Affairs (MoHUA) has been requested to dovetail the provisions of Extended Producer Responsibility (EPR) with this initiative, so as to facilitate and support the co-processing of RDF generated at Urban Local Bodies (ULBs) in nearby cement plants. It is



identified recyclers, while rejects such as loose RDF are being stored at the site. Copy of a list of Recyclers is annexed herewith as **Annexure-M** for the kind perusal of this Hon'ble Tribunal.

9. Geotagged photos of partially damaged Material Recovery Facilities have been compiled and are annexed herewith as **Annexure - P** for kind perusal of this Hon'ble Tribunal.

10. That with reference to the observation of this Hon'ble Tribunal regarding disclosure of mechanism adopted for management of residues generated during remediation of legacy waste in ULBs namely R.S. Pura, Kathua, Doda, Samba, Tangmarg, Pahalgam and Tral is annexed herewith as **Annexure - Q** for kind perusal.

11. That in response to the observations of this Hon'ble Tribunal regarding the gap in sewage treatment, it is respectfully submitted that the position has shown improvement with augmentation and better utilization of existing infrastructure. The updated status of sewage generation, installed capacity, utilization, and treatment gap is annexed herewith as **Annexures I & K** for the kind perusal of this Hon'ble Tribunal. It is further submitted that the treatment gap has reduced from 326.20 MLD to 323.89 MLD and installed capacity increased from 219.09 MLD to 229.40 MLD.



That in compliance with the observations and directions of

Commissioner/Secretary to Govt. this Hon'ble Tribunal regarding prevention of discharge of Housing & Urban Dev. Deptt. (J&K)

sewage into storm water drains and ensuring 100% sewerage connectivity, it is respectfully submitted that for 77 ULBs under Swachh Bharat Mission (Urban) 2.0, Project Development and Management Consultants (PDMCs) have been engaged and detailed planning, design and implementation have been initiated. In phase I SBM (Urban) 2.0 -out of 37 ULBs, 13 ULB's have been tendered with capacity of **39.5 MLD and I&D Network of 80.47 kms** at the cost of Rs. 212.21 Crore. Out of these 13 ULBs, work has already started in **8 ULBs for 22.65 MLD**. In SBM (Urban) 2.0 projects Interception & diversion (I&D) network will serve as *trunk sewer in initial phase & household level network will be taken up in subsequent phase*. It is further submitted that in Phase I of the projects taken up under SBM 2.0, existing points of sewage discharge into rivers & water bodies are being identified to divert sewage flows to the STPs without affecting storm water flow. All proposed STPs are being designed with adequate capacity to handle projected sewage load including peak flows, thereby minimizing the risk of overflow during monsoon. Further, I&D structures are designed to divert sewage flows only up to the designed capacity of the STPs, thereby preventing hydraulic overloading of treatment facilities.

In other schemes like AMRUT, NRCP & UT Capex, ULBs- Katra (5.7 MLD), Samba(3.5 MLD), Srinagar (Dal Lake **Abatement 30 MLD, Doodh ganga Phase I 14 MLD& Chuntkul-8 MLD**), Chadoora (Doodh ganga Phase II- 6MLD),

Charar-i-Sharif (2MLD) and Jammu- total 69.2 MLD capacity STPs & sewer networks have been taken up by UEED and are in different phases of execution. These STP's are being developed along with I&D and Sewage Network connecting each household to sewer network thereby preventing any mixing of sewage with storm water drains.

12. That in response to the observations of this Hon'ble Tribunal regarding performance of STPs, it is respectfully submitted that funds to the tune of Rs. 10.5 Crore have been provided for upgradation of STPs to meet the prescribed standards and the details of STP performance, gaps, and corrective measures are annexed herewith as **Annexure-L** for the kind perusal of this Hon'ble Tribunal.

13. That in response to the observations of this Hon'ble Tribunal regarding the Ring Fenced Account and allocation of funds to each ULB for bridging the gap in sewage and solid waste management, the details of the same, including allocation and utilization of funds, are annexed herewith as **Annexure-H** for the kind perusal of this Hon'ble Tribunal.

14. That in response to the observations of this Hon'ble Tribunal regarding compliance of directions issued in order dated 22.07.2019, it is respectfully submitted that the Union Territory of Jammu & Kashmir is ensuring adherence to environmental norms by implementing all applicable rules and regulations notified by the Government of India, including the Solid Waste Management Rules, 2026; Plastic

Waste Management Rules, 2025; Construction & Demolition Waste Management Rules, 2016 along with the provisions of the Water (Prevention and Control of Pollution) Act, 1974; Air (Prevention and Control of Pollution) Act, 1981; and the Environment (Protection) Act, 1986 and also guidelines issued by this Hon'ble NGT from time to time. Green campus initiative, engagement of Self Help Groups (SHGs), School Internship, Swachh-ward ranking & various other initiatives are being undertaken to realize the objectives of Swachh Bharat Mission.

15. That in response to the directions of this Hon'ble Tribunal issued vide order dated 18.09.2024 regarding submission of information in prescribed formats, it is respectfully submitted that the required details have been compiled strictly in accordance with the formats as amended by this Hon'ble Tribunal. The same are being placed on record along with the present Action Taken Report for the kind perusal of this Hon'ble Tribunal.

16. Hence the detailed Action Taken Report is submitted.

Commissioner/Secretary to Govt.
Housing & Urban Dev. Deptt. (J&K)

Dated: 23.04.2026

Answering Respondents

Place: Jammu

Through Counsel

BEFORE THE NATIONAL GREEN TRIBUNAL

PRINCIPAL BENCH, NEW DELHI

Original Application No. 606/2018

(In respect of Union Territory of Jammu & Kashmir)

In Re: Compliance of Municipal Solid Waste Management Rules, 2016 and other environmental issues

AFFIDAVIT

I, Mandeep Kaur, aged about 47 years, presently posted as Commissioner / Secretary to Government, Housing and Urban Development Department, Union Territory of Jammu & Kashmir, do hereby solemnly affirm and declare as under:

- 1. That the contents of the accompanying action taken report are drafted under my instructions and are true and correct to the best of my knowledge, derived from the official records. That the legal averments made therein are believed to be true on the basis of advice received from the counsel.



[Signature]
 Commissioner/Secretary to Govt.
 Housing & Urban Dev. Deptt. (J&K)

VERIFICATION

Identified By
 ADIL REHMAN
 ALR, HBDD
 23/04/2026
[Signature]

Verified at ... on this 23rd day of ... April, 2026, that the contents of the above affidavit are true and correct to the best of my knowledge and belief and nothing material has been concealed therefrom.

[Signature]
 Commissioner/Secretary to Govt.
 Housing & Urban Dev. Deptt. (J&K)
 DEPONENT

Solemnly Affirmed and Declared
 Before Me
[Signature]
 NOTARY PUBLIC
 JAMMU (J&K)
 23.4.26



सत्यमेव जयते

₹10

e-Stamp

₹10 ₹10 ₹10 ₹10

Certificate No.	: IN-JK21609398782317Y
Certificate Issued Date	: 23-Apr-2026 11:11 AM
Account Reference	: NEWIMPACC (SV)/ jk12557504/ JAMMU/ JK-JM
Unique Doc. Reference	: SUBIN-JKJK1255750425989833225771Y
Purchased by	: MANDEEP KAUR
Description of Document	: Article 4 Affidavit
Property Description	: Not Applicable
Consideration Price (Rs.)	: 0 (Zero)
First Party	: MANDEEP KAUR
Second Party	: Not Applicable
Stamp Duty Paid By	: MANDEEP KAUR
Stamp Duty Amount(Rs.)	: 10 (Ten only)



₹10

Vinod
VINOD KUMAR
STAMP VENDOR (Lic. No. 334)
Court Complex, Janipur
Jammu

Please write or type below this line

IN-JK21609398782317Y

**Statutory Alert:**

1. The authenticity of this Stamp certificate should be verified at 'www.shcstestamp.com' or using e-Stamp Mobile App of Stock Holding. Any discrepancy in the details on this Certificate and as available on the website / Mobile App renders it invalid.
2. The onus of checking the legitimacy is on the users of the certificate.
3. In case of any discrepancy please inform the Competent Authority.

Annexure A - Solid Waste Generation									
Name of ULB	Waste Generation (TPD)*	Composition of Waste			Waste collected	Waste Transported	Final destination of transported waste	Waste Processed	Gap
		Biodegradable	Dry/Recyclable	Inerts					
J&K as whole	1557	936.0	443.17	177.69	1530.8	1530.8		1027	352.0
SMC	550	357.5	110.0	83	542	542	Waste Processing site at Achan	210	258
LCMA	55	55	0	0	55	55	Windrow Composting	55	0
JMC	380	209	133	38	375	375	Waste Processing Plant at Kot-Bhalwal	295	47
DULBJ	252	139	88	25	249	249		218	9
DULBK	320	176	112	32	310	310		250	38
Akhnoor	8.8	4.8	3.1	0.9	8.8	8.8	Processing Facility NEAR BRICK Klin,Airanpur.	7.92	0
Jourian	1.7	0.9	0.6	0.2	1.7	1.7	Processing Facility at Dhaleri.	1.5	0
Khour	2.9	1.6	1.0	0.3	2.9	2.9	Processing Facility at Dhaleri.	2.6	0
Ghoumanhasan	1.7	0.9	0.6	0.2	1.7	1.7	Processing Facility at Kotbalwal,jammu.	1.5	0
R.S.Pura	6.4	3.5	2.2	0.6	6.4	6.4	Processing Facility Near Balole,Birpur .	5.8	0
Bishnah	4.5	2.5	1.6	0.5	4.5	4.5	Processing Facility Near Balole,Birpur .	4.1	0
Arnia	3.8	2.1	1.3	0.4	3.8	3.8	At local dumpsite	0.0	3.8
Kathua	25.3	13.9	8.9	2.5	25.1	25.1	Processing Facility at Taraf Sanji, Barrian Pattan	22.6	0

Name of ULB	Waste Generation (TPD)*	Composition of Waste			Waste collected	Waste Transported	Final destination of transported waste	Waste Processed	Gap
		Biodegradable	Dry/Recyclable	Inerts					
Billawar	2.1	1.2	0.7	0.2	2.1	2.1	Processing Facility NEAR OLD ARMY CAMP, WARD NO 5 BILLAWAR	1.9	0
Basholi	2.3	1.3	0.8	0.2	2.3	2.3	Processing Facility at Rehan (kulti morh).	2.1	0
Lakhanpur	1.5	0.8	0.5	0.2	1.5	1.5	Processing Facility at Taraf Sanji, Barrian Pattan	1.4	0
Parole	3.2	1.8	1.1	0.3	3.2	3.2	Processing Facility at MOHALLA PITO BALA	2.9	0
Hiranagar	3.5	1.9	1.2	0.4	3.4	3.4	Processing Facility at Mandhera	3.1	0
Katra	38.8	21.3	13.6	3.9	37.5	37.5	Processing Facility Near KDA Office ,Railway Station, Katra	33.8	1
Reasi	3.3	1.8	1.2	0.3	3.3	3.3	Processing Facility at Village Nambla, Reasi	3.0	0
Doda	9.1	5.0	3.2	0.9	8.7	8.7	Processing Facility at Near Truck Terminal, Akramabad, Doda	7.8	0
Bhaderwah	4.7	2.6	1.6	0.5	4.7	4.7	Processing Facility NEAR DRUDU, VILLAGE DRANGA	4.2	0

Name of ULB	Waste Generation (TPD)*	Composition of Waste			Waste collected	Waste Transported	Final destination of transported waste	Waste Processed	Gap
		Biodegradable	Dry/Recyclable	Inerts					
Thathri	0.6	0.3	0.2	0.1	0.6	0.6	Processing Facility at Near Truck Terminal, Akramabad, Doda	0.5	0
Poonch	11.3	6.2	4.0	1.1	11.1	11.1	Processing Facility Near ITI Complex	10.0	0
Surankote	2.8	1.5	1.0	0.3	2.8	2.8	Processing Facility Near ITI Complex	2.5	0
Samba	5.4	3.0	1.9	0.5	5.4	5.4	Processing Facility at Mandhera	4.9	0
Vijaypur	3.4	1.9	1.2	0.3	3.4	3.4	Processing Facility at chak dewan, bhimsen, Vijaypur	3.1	0
Bari-Brhamana	6.5	3.6	2.3	0.7	6.5	6.5	Processing Facility Near Balole, Birpur .	5.9	0
Ramgarh	2.4	1.3	0.8	0.2	2.4	2.4	Processing Facility at chak dewan, bhimsen, Vijaypur	2.2	0
Udhampur	53.2	29.3	18.6	5.3	53.2	53.2	Processing Facility at village Sui Chakhar, Udhampur	47.9	0
Ramnagar	2.6	1.4	0.9	0.3	2.6	2.6	Processing Facility at Tori, Ramnagar	2.3	0
Chenani	1.1	0.6	0.4	0.1	1.1	1.1	Processing Facility at Dharmound Dhak, Batote	1.0	0
Kishtwar	6.3	3.5	2.2	0.6	6.0	6.0	Processing Facility at Khan Gwari Kishtwar.	2.1	4

Name of ULB	Waste Generation (TPD)*	Composition of Waste			Waste collected	Waste Transported	Final destination of transported waste	Waste Processed	Gap
		Biodegradable	Dry/Recyclable	Inerts					
Ramban	1.5	0.8	0.5	0.2	1.5	1.5	Processing Facility at Dharmound Dhak, Batote.	1.4	0
Banihal	1.6	0.9	0.6	0.2	1.6	1.6	Processing Facility at Wanpora Choimulla, Municipal Qazigund, District Aanantnag	1.4	0
Batote	1.8	1.0	0.6	0.2	1.8	1.8	Processing Facility at Dharmound Dhak, Batote	1.6	0
Rajouri	17.4	9.6	6.1	1.7	17.1	17.1	Processing Facility at Bella bus stand , Rajouri. Processing facility at Salani Bridge, Rajouri	15.4	0
Sundebani	2.9	1.6	1.0	0.3	2.9	2.9	Processing Facility at Village Thandapani.	2.6	0
Nowshera	4.4	2.4	1.5	0.4	4.4	4.4	Processing Facility at Nonial, Nowshera	4.0	0
Thannamandi	2.3	1.3	0.8	0.2	2.3	2.3	Processing Facility at Bella bus stand , Rajouri.	2.1	0
Kalakote	1.0	0.6	0.4	0.1	1.0	1.0	Processing Facility Near old post office, ward.no. 06 ,chainpur.	0.9	0

Name of ULB	Waste Generation (TPD)*	Composition of Waste			Waste collected	Waste Transported	Final destination of transported waste	Waste Processed	Gap
		Biodegradable	Dry/Recyclable	Inerts					
Achabal	2.7	1.5	0.9	0.3	2.5	2.5	Processing facility at Stone Quarry	2.3	0
Anantnag	69.3	38.1	24.3	6.9	68.5	68.5	Processing facility at Uranhall, Batingoo	61.7	1
Ashmuqam	2.8	1.5	1.0	0.3	2.7	2.7	Processing facility at Logipora,	2.4	0
Awantipora	5.3	2.9	1.9	0.5	5.3	5.3	Goripora, Padgampora	4.8	0
Bandipoora	15.6	8.6	5.5	1.6	15.6	15.6	At local dumpsite	0.0	14
Baramulla	24.5	13.5	8.6	2.5	20.0	20.0	Processing facility at Jetti, Baramulla	18.0	4
Beerwah	3.5	1.9	1.2	0.4	3.5	3.5	Estate Beerwah	3.2	0
Bijbehara	9.6	5.3	3.4	1.0	9.6	9.6	Clustered with MC Anantnag	8.6	0
Budgam	6.5	3.6	2.3	0.7	6.3	6.3	Processing facility at Lakhripora, Budgam	5.7	0
Chadoora	2.7	1.5	0.9	0.3	2.7	2.7	Processing facility at Nagam Chadoora	2.4	0
Charishairef	4.9	2.7	1.7	0.5	4.9	4.9	Processing facility Near Rakhain	4.4	0
Devsar	4.1	2.3	1.4	0.4	3.8	3.8	Clustered with Kulgam	3.4	0
Dooru-Verinag	9.7	5.3	3.4	1.0	9.5	9.5	Processing facility at Dooru-Verinag	8.6	0
Frival	2.2	1.2	0.8	0.2	2.0	2.0	At local dumpsite	0.0	2

Name of ULB	Waste Generation (TPD)*	Composition of Waste			Waste collected	Waste Transported	Final destination of transported waste	Waste Processed	Gap
		Biodegradable	Dry/Recyclable	Inerts					
Ganderbal	11.9	6.5	4.2	1.2	11.9	11.9	Processing facility at Hakim Gund, Ganderbal	10.7	0
Hajin	5.6	3.1	2.0	0.6	5.4	5.4	Processing facility at Gundbal, Hajin	4.9	0
Handwara	5.7	3.1	2.0	0.6	5.4	5.4	Processing facility at Tirch, Handwara	4.9	0
Khanshaib	1.1	0.6	0.4	0.1	1.1	1.1	Clustered with MC Budgam	1.0	0
Khrew	4.2	2.3	1.5	0.4	4.1	4.1	Processing facility at Wedjan Khrew	3.7	0
Kokernag	2.8	1.5	1.0	0.3	2.6	2.6	Processing facility at Keharpora, Kokernag	2.3	0
Kulgam	10.0	5.5	3.5	1.0	9.5	9.5	Processing facility at Lerrow Kulgam	8.6	0
Kunzer	0.8	0.4	0.3	0.1	0.8	0.8	Hardu Bani Kunzar	0.7	0
Tangmarg	0.8	0.4	0.3	0.1	0.8	0.8	Clustered with Kunzer	0.7	0
Kupwara	9.2	5.1	3.2	0.9	9.0	9.0	Processing facility at Drugmulla, Kupwara	8.1	0
Langate	2.8	1.5	1.0	0.3	2.8	2.8	At local dumpsite	0.0	3

Name of ULB	Waste Generation (TPD)*	Composition of Waste			Waste collected	Waste Transported	Final destination of transported waste	Waste Processed	Gap
		Biodegradable	Dry/Recyclable	Inerts					
Magam	2.3	1.3	0.8	0.2	2.3	2.3	Processing facility at Sehpora	2.1	0
Mattan	3.9	2.1	1.4	0.4	3.8	3.8	Clustered with MC Anantnag	3.4	0
Pahalgam	3.9	2.1	1.4	0.4	3.9	3.9	At PDA site	3.5	0
Pampore	9.1	5.0	3.2	0.9	8.5	8.5	Processing facility at Patlibagh, Pampore	7.7	1
Pattan	8.2	4.5	2.9	0.8	8.1	8.1	At local dumpsite	0.0	7
Pulwama	7.8	4.3	2.7	0.8	7.7	7.7	Processing facility at Neva	6.9	0
Qaziqund	4.2	2.3	1.5	0.4	4.0	4.0	Processing facility at Wanpora Choimulla	3.6	0
Seer-Hamdan	3.5	1.9	1.2	0.4	3.3	3.3	Processing facility at Near Sundooz	3.0	0
Shopian	6.9	3.8	2.4	0.7	6.9	6.9	Processing facility at Village Trenz (Aglar)	6.2	0
Sopore	25.8	14.2	9.0	2.6	25.8	25.8	Clustered with MC Baramulla	23.2	0
Sumbal	6.3	3.5	2.2	0.6	6.0	6.0	Processing facility at Rekhi Asham	5.4	0

Name of ULB	Waste Generation (TPD)*	Composition of Waste			Waste collected	Waste Transported	Final destination of transported waste	Waste Processed	Gap
		Biodegradable	Dry/Recyclable	Inerts					
Tral	7.5	4.1	2.6	0.8	7.5	7.5	Processing facility at Takiya Razak Shah	6.8	0
Uri	4.0	2.2	1.4	0.4	4.0	4.0	At local dumpsite	1.4	2
Wattergam	3.0	1.7	1.1	0.3	2.8	2.8	Handwara MRF	1.0	2
Yaripora	5.1	2.8	1.8	0.5	5.1	5.1	H.S.Bugh	4.6	0

Annexure B - Wet Waste Processing

Waste Processing									
Composting									
Sr. no.	ULB	In Take Quantity (TPD)	d) Existing Plant Capacity in TPD	b) Method adopted	c) Output quantity as Compost	d) Quality	e) Residue and Rejects and Management	f) Utilization of compost	Remarks
	J&K as whole	612	664		108.0583				
	SMC	110	110	Windrow Composting	22	FCO 2009 and 2013 norms compliant	Inerts and non biodegradable waste are disposed in Sanitary Landfill at Achan.	Self-Utilized by SMC and BWGs in their Parks and gardens.	
	LCMA	55	55	Windrow Composting	11	FCO 2009 and 2013 norms compliant		Sale by NAFED	
	JMC	164	164	Windrow Composting - 150 Other Composting method 14	32.8	FCO 2009 and 2013 norms compliant	Inert and non biodegradable waste are disposed at Kotbalwal landfill site.	Organic compost sold to local farmers and Households). Also used in JMC parks	
	DULBJ	132	142		26.3483	Under Testing			
	DULBK	151	193		15.91	Under Testing			
3	Akhnoor	4.8	5	Pit Composting	1.0		Inerts and non biodegradable waste are used for filling appropriate areas.	Organic compost sold to local farmers and Households)	
4	Jourian	0.9	1	Pit Composting	0.2		Inerts and non biodegradable waste are used for filling appropriate areas.	Organic compost sold to local farmers and Households)	
5	Khaur	1.6	2	Pit Composting	0.3		Inerts and non biodegradable waste are used for filling appropriate areas.	Organic compost sold to local farmers and Households)	
6	Ghomanhasan	0.9	0	Windrow Composting at Jammu Municipal Corporation Waste Processing Plant	0.2		Inerts and non biodegradable waste are disposed at Kotbalwal landfill site	Sold by Operator/ used by BWGs.	MOU signed with Jammu Municipal Corporation for processing of Solid waste
7	R.S.Pura	3.5	0	Pit Composting at Bari-Brahmana	0.7		Inerts and non biodegradable waste are disposed at Kotbalwal landfill site	Organic compost sold to local farmers and Households)	MOU signed with MC Bari-brahmana for processing of Solid waste.Waste processing site washed away in flood.
8	Bishnah	2.5	0	Pit Composting at Bari-Brahmana	0.5		Inerts and non biodegradable waste are disposed at Kotbalwal landfill site	Organic compost sold to local farmers and Households)	MOU signed with MC Bari-brahmana for processing of Solid waste
9	Arnia	0.0	0	NA	0.0				Waste processing stopped due to flood damages at RS PURA
10	Kathua	13.8	20	Pit Composting	2.8		Inerts and non biodegradable waste are used for filling appropriate areas.	Organic compost sold to local farmers and Households)	
11	Billawar	1.2	2	Pit Composting	0.2		Inerts and non biodegradable waste are used for filling appropriate areas.	Organic compost sold to local farmers and Households)	
12	Basholi	1.3	2	Pit Composting	0.3		Inerts and non biodegradable waste are used for filling appropriate areas.	Organic compost sold to local farmers and Households)	
13	Lakhanpur	0.8	0	Pit Composting at Kathua MC	0.2		Inerts and non biodegradable waste are used for filling appropriate areas.	Organic compost sold to local farmers and Households)	MOU Signed with MC Kathua for processing of solid waste. Also a separate ISWM cluster mode project is approved by Cabinet.
14	Parole	1.8	2	Pit Composting	0.4		Inerts and non biodegradable waste are used for filling appropriate areas.	Organic compost sold to local farmers and Households)	
15	Hiranagar	1.9	0	Pit Composting at Samba MC	0.4		Inerts and non biodegradable waste are used for filling appropriate areas.	Inerts and non biodegradable waste are used for filling appropriate areas.	MOU Signed with MC Samba for processing of solid waste. Also a separate ISWM cluster mode project is approved by Cabinet .
16	Katra	20.6	22	Pit Composting	4.1		Inerts and non biodegradable waste are used for filling appropriate areas.	Organic compost sold to local farmers and Households)	
17	Reasi	1.8	2	Pit Composting	0.4		Inerts and non biodegradable waste are used for filling appropriate areas.	Organic compost sold to local farmers and Households)	
18	Doda	4.8	5	Pit Composting	1.0		Inerts and non biodegradable waste are used for filling appropriate areas.	Organic compost sold to local farmers and Households)	
19	Bhaderwah	2.6	3	Pit Composting	0.5		Inerts and non biodegradable waste are used for filling appropriate areas.	Organic compost sold to local farmers and Households)	
20	Thathri	0.3	0	Pit Composting at Doda MC	0.1		Inerts and non biodegradable waste are used for filling appropriate areas.	Inerts and non biodegradable waste are used for filling appropriate areas.	MOU Signed with MC Doda for processing of solid waste
21	Poonch	6.1	0	Pit Composting at Surankote MC	1.2		Inerts and non biodegradable waste are used for filling appropriate areas.	Inerts and non biodegradable waste are used for filling appropriate areas.	MOU Signed with MC Surankote for processing of solid waste

Waste Processing Composting									
Sr. no.	ULB	In Take Quantity (TPD)	d) Existing Plant Capacity in TPD	b) Method adopted	c) Output quantity as Compost	d) Quality	e) Residue and Rejects and Management	f) Utilization of compost	Remarks
22	Surankote	1.5	8	Pit Composting	0.3		Inerts and non biodegradable waste are used for filling appropriate areas.	Organic compost sold to local farmers and Households)	
23	Samba	3.0	5	Pit Composting	0.6		Inerts and non biodegradable waste are used for filling appropriate areas.	Organic compost sold to local farmers and Households)	
24	Vijaypur	1.9	4	Pit Composting	0.4		Inerts and non biodegradable waste are used for filling appropriate areas.	Organic compost sold to local farmers and Households)	
25	Bari-Brhamana	3.6	8	Pit Composting	0.7		Inerts and non biodegradable waste are used for filling appropriate areas.	Organic compost sold to local farmers and Households)	
26	Ramgarh	1.3	0	Pit Composting at Vijaypur MC	0.3		Inerts and non biodegradable waste are used for filling appropriate areas.	Inerts and non biodegradable waste are used for filling appropriate areas.	MOU Signed with MC Vijaypur for processing of solid waste
27	Udhampur	29.3	30	Pit Composting	5.9		Inerts and non biodegradable waste are used for filling appropriate areas.	Organic compost sold to local farmers and Households)	
28	Ramnagar	1.4	2	Pit Composting	0.3		Inerts and non biodegradable waste are used for filling appropriate areas.	Organic compost sold to local farmers and Households)	
29	Chenani	0.6	0	Pit Composting at Batote MC	0.1		Inerts and non biodegradable waste are used for filling appropriate areas.	Inerts and non biodegradable waste are used for filling appropriate areas.	MOU Signed with MC Batote for processing of solid waste
30	Kishtwar	0.0	0	Dumping at local dumpsite.	0.0				
31	Ramban	0.8	1	Pit Composting	0.2		Inerts and non biodegradable waste are used for filling appropriate areas.	Organic compost sold to local farmers and Households)	
32	Banihal	0.9	0	Pit composting at Qazigund	0.2		Inerts and non biodegradable waste are used for filling appropriate areas.	Inerts and non biodegradable waste are used for filling appropriate areas.	Suitable Land to be identified. Presently waste is being processed at Qazigund's processing plant
33	Batote	1.0	2	Pit Composting	0.2		Inerts and non biodegradable waste are used for filling appropriate areas.	Organic compost sold to local farmers and Households)	
34	Rajouri	9.4	10	Windrow Composting	1.9		Inerts and non biodegradable waste are used for filling appropriate areas.	Organic compost sold to local farmers and Households)	
35	Sunderbani	1.6	2	Pit Composting	0.3		Inerts and non biodegradable waste are used for filling appropriate areas.	Organic compost sold to local farmers and Households)	
36	Nowshera	2.4	3	Pit Composting	0.5		Inerts and non biodegradable waste are used for filling appropriate areas.	Organic compost sold to local farmers and Households)	
37	Thannamandi	1.3	0	NA	0.3				MOU Signed with MC Rajori for processing of solid waste
38	Kalakote	0.6	1	Pit Composting	0.1		Inerts and non biodegradable waste are used for filling appropriate areas.	Organic compost sold to local farmers and Households)	
39	Achabal	1.4	3	Pit Composting	0.3		Inerts and non biodegradable waste are used for filling appropriate areas.	Organic compost sold to local farmers and Households)	
40	Anantnag	37.7	50	Windrow Composting	7.5		Inerts and non biodegradable waste are used for filling appropriate areas.	Organic compost sold to local farmers and Households)	ISWM Project project approved by Cabinet.For now O&M of 70 TPD processing plant is outsourced
41	Ashmuqam	1.5	4	Pit Composting	0.3		Inerts and non biodegradable waste are used for filling appropriate areas.	Organic compost sold to local farmers and Households)	
42	Awantipora	2.9	5	Pit Composting	0.6		Inerts and non biodegradable waste are used for filling appropriate areas.	Organic compost sold to local farmers and Households)	
43	Bandipora	0.0	0	Pit Composting	0.0				Construction work under progress
44	Baramulla	11.0	30	Windrow Composting	2.2		Inerts and non biodegradable waste are used for filling appropriate areas.	Organic compost sold to local farmers and Households)	O&M of 50 TPD processing plant is outsourced
45	Beerwah	1.9	3	Pit Composting	0.4		Inerts and non biodegradable waste are used for filling appropriate areas.	Organic compost sold to local farmers and Households)	
46	Bijbehara	5.3	0	Pit Composting	1.1		Inerts and non biodegradable waste are used for filling appropriate areas.	Organic compost sold to local farmers and Households)	Clusted with Anantnag
47	Budgam	3.5	5	Pit Composting	0.7		Inerts and non biodegradable waste are used for filling appropriate areas.	Organic compost sold to local farmers and Households)	
48	Chadoora	1.5	3	Pit Composting	0.3		Inerts and non biodegradable waste are used for filling appropriate areas.	Organic compost sold to local farmers and Households)	
49	Charishairef	2.7	3	Pit Composting	0.5		Inerts and non biodegradable waste are used for filling appropriate areas.	Organic compost sold to local farmers and Households)	

Waste Processing									
Composting									
Sr. no.	ULB	In Take Quantity (TPD)	d) Existing Plant Capacity in TPD	b) Method adopted	c) Output quantity as Compost	d) Quality	e) Residue and Rejects and Management	f) Utilization of compost	Remarks
50	Devsar	2.1	0	Pit Composting at Kulgam MC	0.4		Inerts and non biodegradable waste are used for filling appropriate areas.	Organic compost sold to local farmers and Households)	Clustered with Kulgam
51	Dooru-Verinag	5.2	8	Pit Composting	1.0		Inerts and non biodegradable waste are used for filling appropriate areas.	Organic compost sold to local farmers and Households)	Dooru's Construction of Compost pits under progress Verinaag's Compost pits are Operational. Outsourced O&M to Kshitij Infra
52	Frisal	0.0	0		0.0				Civil work paused due to public interference
53	Ganderbal	6.5	8	Pit Composting	1.3		Inerts and non biodegradable waste are used for filling appropriate areas.	Organic compost sold to local farmers and Households)	
54	Hajin	3.0	3	Pit Composting	0.6		Inerts and non biodegradable waste are used for filling appropriate areas.	Organic compost sold to local farmers and Households)	
55	Handwara	3.0	3	Pit Composting	0.6		Inerts and non biodegradable waste are used for filling appropriate areas.	Organic compost sold to local farmers and Households)	
56	Khanshaib	0.6	0	Pit Composting at Budgam MC	0.1		Inerts and non biodegradable waste are used for filling appropriate areas.	Organic compost sold to local farmers and Households)	Clustered with Budgam
57	Khrew	2.3	3	Pit Composting	0.5		Inerts and non biodegradable waste are used for filling appropriate areas.	Organic compost sold to local farmers and Households)	
58	Kokernag	1.4	2	Pit Composting	0.3		Inerts and non biodegradable waste are used for filling appropriate areas.	Organic compost sold to local farmers and Households)	
59	Kulgam	5.2	8	Pit Composting	1.0		Inerts and non biodegradable waste are used for filling appropriate areas.	Organic compost sold to local farmers and Households)	
60	Kunzer	0.4	3	Pit Composting	0.1		Inerts and non biodegradable waste are used for filling appropriate areas.	Organic compost sold to local farmers and Households)	
61	Tangmarg	0.4	3	Pit Composting at Kunzer MC	0.1		Inerts and non biodegradable waste are used for filling appropriate areas.	Organic compost sold to local farmers and Households)	Clustered with Kunzer
62	Kupwara	5.0	5	Pit Composting	1.0		Inerts and non biodegradable waste are used for filling appropriate areas.	Organic compost sold to local farmers and Households)	
63	Langate	0.0	0		0.0				Work of cutting trees started
64	Magam	1.3	2	Pit Composting	0.3		Inerts and non biodegradable waste are used for filling appropriate areas.	Organic compost sold to local farmers and Households)	
65	Mattan	2.1	0	Windrow Composting. Clustered with Anantnag	0.4		Inerts and non biodegradable waste are used for filling appropriate areas.	Organic compost sold to local farmers and Households)	Clustered with Anantnag
66	Pahalgam	2.1	3	Pit Composting	0.4		Inerts and non biodegradable waste are used for filling appropriate areas.	Organic compost sold to local farmers and Households)	Currently processing at PDA site
67	Pampore	4.7	5	Pit Composting	0.9		Inerts and non biodegradable waste are used for filling appropriate areas.	Organic compost sold to local farmers and Households)	
68	Pattan	0.0	0		0.0				Work Alloted for the construction of Compost Pit
69	Pulwama	4.2	5	Pit Composting	0.8		Inerts and non biodegradable waste are used for filling appropriate areas.	Organic compost sold to local farmers and Households)	
70	Qaziqund	2.2	5	Pit Composting	0.4		Inerts and non biodegradable waste are used for filling appropriate areas.	Organic compost sold to local farmers and Households)	
71	Seer-Hamdan	1.8	3	Pit Composting	0.4		Inerts and non biodegradable waste are used for filling appropriate areas.	Organic compost sold to local farmers and Households)	
72	Shopian	3.8	5	Pit Composting	0.8		Inerts and non biodegradable waste are used for filling appropriate areas.	Organic compost sold to local farmers and Households)	
73	Sopore	14.2	0		2.8		Inerts and non biodegradable waste are used for filling appropriate areas.	Organic compost sold to local farmers and Households)	Clustered with Baramulla
74	Sumbal	3.3	5	Pit Composting	0.7		Inerts and non biodegradable waste are used for filling appropriate areas.	Organic compost sold to local farmers and Households)	
75	Tral	4.1	5	Pit Composting	0.8		Inerts and non biodegradable waste are used for filling appropriate areas.	Organic compost sold to local farmers and Households)	
76	Uri	0.0	0		0.0				Tender floated for the Construction of Compost Pit
77	Wattergam	0.0	0		0.0				Construction under progress
78	Yaripora	2.8	3	Pit Composting	0.6		Inerts and non biodegradable waste are used for filling appropriate areas.	Inerts and non biodegradable waste are used for filling appropriate areas.	

Annexure C - Dry Waste Processing

Dry Waste Processing								
Sr. no.	ULB	Daily Intake Quantity(TPD)	a) Capacity of MRF Plant(TPD)	b) Sources of waste for making RDF	c) RDF Produced	d) Residue / Reject management	e) Utilization of RDF	Remarks
	J&K as whole	415.36	504.40					
1	SMC	100	100	No plant is there to convert RDF as Pellets and Brequettes. Loose form of RDF includes Multi Layer Plastics,Thin Plastic Carry Bags,Laminated Packaging,Old Cloth Pieces,Rags,Foams etc which are non-recyclable but Combustible	RDF Produced - 30 TPD ,Recyclables - 70TPD	Recyclables are sold to identified recyclers and rejects like loose RDF is being stored at the site.	RDF generated is proposed to be utilized in cement industries located in J&K as Alternate Fuel.Proposal is currently in consultation stage.	
2	JMC	130.9	160	No plant is there to convert RDF as Pellets and Brequettes. Loose form of RDF includes Multi Layer Plastics,Thin Plastic Carry Bags,Laminated Packaging,Old Cloth Pieces,Rags,Foams etc which are non-recyclable but Combustible	50 TPD RDF, 80TPD recyclables	Recyclables are sold to identified recyclers and rejects like loose RDF is being stored at the site.	RDF generated is proposed to be utilized in cement industries located in J&K as Alternate Fuel.Proposal is currently in consultation stage.	
3	DULBJ	86	121	No plant is there to convert RDF as Pellets and Brequettes. Loose form of RDF includes Multi Layer Plastics,Thin Plastic Carry Bags,Laminated Packaging,Old Cloth Pieces,Rags,Foams etc which are non-recyclable but Combustible	34.4	Recyclables are sold to identified recyclers and rejects like loose RDF is being stored at the site.	RDF generated is proposed to be utilized in cement industries located in J&K as Alternate Fuel.Proposal is currently in consultation stage.	
4	DULBK	99	123	No plant is there to convert RDF as Pellets and Brequettes. Loose form of RDF includes Multi Layer Plastics,Thin Plastic Carry Bags,Laminated Packaging,Old Cloth Pieces,Rags,Foams etc which are non-recyclable but Combustible	39.4	Recyclables are sold to identified recyclers and rejects like loose RDF is being stored at the site.	RDF generated is proposed to be utilized in cement industries located in J&K as Alternate Fuel.Proposal is currently in consultation stage.	
5	Akhnoor	3.1	5	No plant is there to convert RDF as Pellets and Brequettes. Loose form of RDF includes Multi Layer Plastics,Thin Plastic Carry Bags,Laminated Packaging,Old Cloth Pieces,Rags,Foams etc which are non-recyclable but Combustible	1.2	Recyclables are sold to identified recyclers and rejects like loose RDF is being stored at the site.	RDF generated is proposed to be utilized in cement industries located in J&K as Alternate Fuel.Proposal is currently in consultation stage.	
6	Jourian	0.6	2	No plant is there to convert RDF as Pellets and Brequettes. Loose form of RDF includes Multi Layer Plastics,Thin Plastic Carry Bags,Laminated Packaging,Old Cloth Pieces,Rags,Foams etc which are non-recyclable but Combustible	0.2	Recyclables are sold to identified recyclers and rejects like loose RDF is being stored at the site.	RDF generated is proposed to be utilized in cement industries located in J&K as Alternate Fuel.Proposal is currently in consultation stage.	
7	Khour	1.0	2	No plant is there to convert RDF as Pellets and Brequettes. Loose form of RDF includes Multi Layer Plastics,Thin Plastic Carry Bags,Laminated Packaging,Old Cloth Pieces,Rags,Foams etc which are non-recyclable but Combustible	0.4	Recyclables are sold to identified recyclers and rejects like loose RDF is being stored at the site.	RDF generated is proposed to be utilized in cement industries located in J&K as Alternate Fuel.Proposal is currently in consultation stage.	
8	Ghomanhasan	0.6	0	No plant is there to convert RDF as Pellets and Brequettes. Loose form of RDF includes Multi Layer Plastics,Thin Plastic Carry Bags,Laminated Packaging,Old Cloth Pieces,Rags,Foams etc which are non-recyclable but Combustible	0.2	Recyclables are sold to identified recyclers and rejects like loose RDF is being stored at the site.	RDF generated is proposed to be utilized in cement industries located in J&K as Alternate Fuel.Proposal is currently in consultation stage.	MOU signed with Jammu Municipal Corporation for processing of Solid waste
9	R.S.Pura	2.2	0	No plant is there to convert RDF as Pellets and Brequettes. Loose form of RDF includes Multi Layer Plastics,Thin Plastic Carry Bags,Laminated Packaging,Old Cloth Pieces,Rags,Foams etc which are non-recyclable but Combustible	0.9	Recyclables are sold to identified recyclers and rejects like loose RDF is being stored at the site.	RDF generated is proposed to be utilized in cement industries located in J&K as Alternate Fuel.Proposal is currently in consultation stage.	MOU signed with MC Bari-brahmana for processing of Solid waste
10	Bishnah	1.6	0	No plant is there to convert RDF as Pellets and Brequettes. Loose form of RDF includes Multi Layer Plastics,Thin Plastic Carry Bags,Laminated Packaging,Old Cloth Pieces,Rags,Foams etc which are non-recyclable but Combustible	0.6	Recyclables are sold to identified recyclers and rejects like loose RDF is being stored at the site.	RDF generated is proposed to be utilized in cement industries located in J&K as Alternate Fuel.Proposal is currently in consultation stage.	MOU signed with MC Bari-brahmana for processing of Solid waste

Dry Waste Processing								
Sr. no.	ULB	Daily Intake Quantity(TPD)	a) Capacity of MRF Plant(TPD)	b) Sources of waste for making RDF	c) RDF Produced	d) Residue / Reject management	e) Utilization of RDF	Remarks
11	Arnia	0.0	0	No plant is there to convert RDF as Pellets and Brequettes. Loose form of RDF includes Multi Layer Plastics,Thin Plastic Carry Bags,Laminated Packaging,Old Cloth Pieces,Rags,Foams etc which are non-recyclable but Combustible	NA	Recyclables are sold to identified recyclers and rejects like loose RDF is being stored at the site.	Not yet separated from dumped waste	
12	Kathua	8.8	10	No plant is there to convert RDF as Pellets and Brequettes. Loose form of RDF includes Multi Layer Plastics,Thin Plastic Carry Bags,Laminated Packaging,Old Cloth Pieces,Rags,Foams etc which are non-recyclable but Combustible	3.5	Recyclables are sold to identified recyclers and rejects like loose RDF is being stored at the site.	RDF generated is proposed to be utilized in cement industries located in J&K as Alternate Fuel.Proposal is currently in consultation stage.	
13	Billawar	0.7	2	No plant is there to convert RDF as Pellets and Brequettes. Loose form of RDF includes Multi Layer Plastics,Thin Plastic Carry Bags,Laminated Packaging,Old Cloth Pieces,Rags,Foams etc which are non-recyclable but Combustible	0.3	Recyclables are sold to identified recyclers and rejects like loose RDF is being stored at the site.	RDF generated is proposed to be utilized in cement industries located in J&K as Alternate Fuel.Proposal is currently in consultation stage.	
14	Basholi	0.8	5	No plant is there to convert RDF as Pellets and Brequettes. Loose form of RDF includes Multi Layer Plastics,Thin Plastic Carry Bags,Laminated Packaging,Old Cloth Pieces,Rags,Foams etc which are non-recyclable but Combustible	0.3	Recyclables are sold to identified recyclers and rejects like loose RDF is being stored at the site.	RDF generated is proposed to be utilized in cement industries located in J&K as Alternate Fuel.Proposal is currently in consultation stage.	
15	Lakhanpur	0.5	0	No plant is there to convert RDF as Pellets and Brequettes. Loose form of RDF includes Multi Layer Plastics,Thin Plastic Carry Bags,Laminated Packaging,Old Cloth Pieces,Rags,Foams etc which are non-recyclable but Combustible	0.2	Recyclables are sold to identified recyclers and rejects like loose RDF is being stored at the site.	RDF generated is proposed to be utilized in cement industries located in J&K as Alternate Fuel.Proposal is currently in consultation stage.	MOU Signed with MC Kathua for processing of solid waste. Also A separate ISWM cluster mode project was under cabinet approval .
16	Parole	1.1	2	No plant is there to convert RDF as Pellets and Brequettes. Loose form of RDF includes Multi Layer Plastics,Thin Plastic Carry Bags,Laminated Packaging,Old Cloth Pieces,Rags,Foams etc which are non-recyclable but Combustible	0.4	Recyclables are sold to identified recyclers and rejects like loose RDF is being stored at the site.	RDF generated is proposed to be utilized in cement industries located in J&K as Alternate Fuel.Proposal is currently in consultation stage.	
17	Hiranagar	1.2	0	No plant is there to convert RDF as Pellets and Brequettes. Loose form of RDF includes Multi Layer Plastics,Thin Plastic Carry Bags,Laminated Packaging,Old Cloth Pieces,Rags,Foams etc which are non-recyclable but Combustible	0.5	Recyclables are sold to identified recyclers and rejects like loose RDF is being stored at the site.	RDF generated is proposed to be utilized in cement industries located in J&K as Alternate Fuel.Proposal is currently in consultation stage.	MOU Signed with MC Samba for processing of solid waste. Also A separate ISWM cluster mode project was under cabinet approval .
18	Katra	13.1	15	No plant is there to convert RDF as Pellets and Brequettes. Loose form of RDF includes Multi Layer Plastics,Thin Plastic Carry Bags,Laminated Packaging,Old Cloth Pieces,Rags,Foams etc which are non-recyclable but Combustible	5.3	Recyclables are sold to identified recyclers and rejects like loose RDF is being stored at the site.	RDF generated is proposed to be utilized in cement industries located in J&K as Alternate Fuel.Proposal is currently in consultation stage.	
19	Reasi	1.2	3	No plant is there to convert RDF as Pellets and Brequettes. Loose form of RDF includes Multi Layer Plastics,Thin Plastic Carry Bags,Laminated Packaging,Old Cloth Pieces,Rags,Foams etc which are non-recyclable but Combustible	0.5	Recyclables are sold to identified recyclers and rejects like loose RDF is being stored at the site.	RDF generated is proposed to be utilized in cement industries located in J&K as Alternate Fuel.Proposal is currently in consultation stage.	
20	Doda	3.0	5	No plant is there to convert RDF as Pellets and Brequettes. Loose form of RDF includes Multi Layer Plastics,Thin Plastic Carry Bags,Laminated Packaging,Old Cloth Pieces,Rags,Foams etc which are non-recyclable but Combustible	1.2	Recyclables are sold to identified recyclers and rejects like loose RDF is being stored at the site.	RDF generated is proposed to be utilized in cement industries located in J&K as Alternate Fuel.Proposal is currently in consultation stage.	

Dry Waste Processing								
Sr. no.	ULB	Daily Intake Quantity(TPD)	a) Capacity of MRF Plant(TPD)	b) Sources of waste for making RDF	c) RDF Produced	d) Residue / Reject management	e) Utilization of RDF	Remarks
21	Bhaderwah	1.6	2	No plant is there to convert RDF as Pellets and Brequettes. Loose form of RDF includes Multi Layer Plastics,Thin Plastic Carry Bags,Laminated Packaging,Old Cloth Pieces,Rags,Foams etc which are non-recyclable but Combustible	0.7	Recyclables are sold to identified recyclers and rejects like loose RDF is being stored at the site.	RDF generated is proposed to be utilized in cement industries located in J&K as Alternate Fuel.Proposal is currently in consultation stage.	
22	Thathri	0.2	0	No plant is there to convert RDF as Pellets and Brequettes. Loose form of RDF includes Multi Layer Plastics,Thin Plastic Carry Bags,Laminated Packaging,Old Cloth Pieces,Rags,Foams etc which are non-recyclable but Combustible	0.1	Recyclables are sold to identified recyclers and rejects like loose RDF is being stored at the site.	RDF generated is proposed to be utilized in cement industries located in J&K as Alternate Fuel.Proposal is currently in consultation stage.	Mou Signed with MC Doda for processing of solid waste
23	Poonch	3.9	0	No plant is there to convert RDF as Pellets and Brequettes. Loose form of RDF includes Multi Layer Plastics,Thin Plastic Carry Bags,Laminated Packaging,Old Cloth Pieces,Rags,Foams etc which are non-recyclable but Combustible	1.6	Recyclables are sold to identified recyclers and rejects like loose RDF is being stored at the site.	RDF generated is proposed to be utilized in cement industries located in J&K as Alternate Fuel.Proposal is currently in consultation stage.	Mou Signed with MC Surankote for processing of solid waste
24	Surankote	1.0	5	No plant is there to convert RDF as Pellets and Brequettes. Loose form of RDF includes Multi Layer Plastics,Thin Plastic Carry Bags,Laminated Packaging,Old Cloth Pieces,Rags,Foams etc which are non-recyclable but Combustible	0.4	Recyclables are sold to identified recyclers and rejects like loose RDF is being stored at the site.	RDF generated is proposed to be utilized in cement industries located in J&K as Alternate Fuel.Proposal is currently in consultation stage.	
25	Samba	1.9	3	No plant is there to convert RDF as Pellets and Brequettes. Loose form of RDF includes Multi Layer Plastics,Thin Plastic Carry Bags,Laminated Packaging,Old Cloth Pieces,Rags,Foams etc which are non-recyclable but Combustible	0.8	Recyclables are sold to identified recyclers and rejects like loose RDF is being stored at the site.	RDF generated is proposed to be utilized in cement industries located in J&K as Alternate Fuel.Proposal is currently in consultation stage.	
26	Vijaypur	1.2	2	No plant is there to convert RDF as Pellets and Brequettes. Loose form of RDF includes Multi Layer Plastics,Thin Plastic Carry Bags,Laminated Packaging,Old Cloth Pieces,Rags,Foams etc which are non-recyclable but Combustible	0.5	Recyclables are sold to identified recyclers and rejects like loose RDF is being stored at the site.	RDF generated is proposed to be utilized in cement industries located in J&K as Alternate Fuel.Proposal is currently in consultation stage.	
27	Bari-Brahamana	2.3	8	No plant is there to convert RDF as Pellets and Brequettes. Loose form of RDF includes Multi Layer Plastics,Thin Plastic Carry Bags,Laminated Packaging,Old Cloth Pieces,Rags,Foams etc which are non-recyclable but Combustible	0.9	Recyclables are sold to identified recyclers and rejects like loose RDF is being stored at the site.	RDF generated is proposed to be utilized in cement industries located in J&K as Alternate Fuel.Proposal is currently in consultation stage.	
28	Ramgarh	0.8	0	No plant is there to convert RDF as Pellets and Brequettes. Loose form of RDF includes Multi Layer Plastics,Thin Plastic Carry Bags,Laminated Packaging,Old Cloth Pieces,Rags,Foams etc which are non-recyclable but Combustible	0.3	Recyclables are sold to identified recyclers and rejects like loose RDF is being stored at the site.	RDF generated is proposed to be utilized in cement industries located in J&K as Alternate Fuel.Proposal is currently in consultation stage.	Mou Signed with MC Vijaypur for processing of solid waste
29	Udhampur	18.6	20	No plant is there to convert RDF as Pellets and Brequettes. Loose form of RDF includes Multi Layer Plastics,Thin Plastic Carry Bags,Laminated Packaging,Old Cloth Pieces,Rags,Foams etc which are non-recyclable but Combustible	7.4	Recyclables are sold to identified recyclers and rejects like loose RDF is being stored at the site.	RDF generated is proposed to be utilized in cement industries located in J&K as Alternate Fuel.Proposal is currently in consultation stage.	
30	Ramnagar	0.9	2	No plant is there to convert RDF as Pellets and Brequettes. Loose form of RDF includes Multi Layer Plastics,Thin Plastic Carry Bags,Laminated Packaging,Old Cloth Pieces,Rags,Foams etc which are non-recyclable but Combustible	0.4	Recyclables are sold to identified recyclers and rejects like loose RDF is being stored at the site.	RDF generated is proposed to be utilized in cement industries located in J&K as Alternate Fuel.Proposal is currently in consultation stage.	

Dry Waste Processing								
Sr. no.	ULB	Daily Intake Quantity(TPD)	a) Capacity of MRF Plant(TPD)	b) Sources of waste for making RDF	c) RDF Produced	d) Residue / Reject management	e) Utilization of RDF	Remarks
31	Chenani	0.4	0	No plant is there to convert RDF as Pellets and Brequettes. Loose form of RDF includes Multi Layer Plastics,Thin Plastic Carry Bags,Laminated Packaging,Old Cloth Pieces,Rags,Foams etc which are non-recyclable but Combustible	0.2	Recyclables are sold to identified recyclers and rejects like loose RDF is being stored at the site.	RDF generated is proposed to be utilized in cement industries located in J&K as Alternate Fuel.Proposal is currently in consultation stage.	Mou Signed with MC Batote for processing of solid waste
32	Kishtwar	2.1	5	No plant is there to convert RDF as Pellets and Brequettes. Loose form of RDF includes Multi Layer Plastics,Thin Plastic Carry Bags,Laminated Packaging,Old Cloth Pieces,Rags,Foams etc which are non-recyclable but Combustible	0.8	Recyclables are sold to identified recyclers and rejects like loose RDF is being stored at the site.	RDF generated is proposed to be utilized in cement industries located in J&K as Alternate Fuel.Proposal is currently in consultation stage.	
33	Ramban	0.5	2	No plant is there to convert RDF as Pellets and Brequettes. Loose form of RDF includes Multi Layer Plastics,Thin Plastic Carry Bags,Laminated Packaging,Old Cloth Pieces,Rags,Foams etc which are non-recyclable but Combustible	0.2	Recyclables are sold to identified recyclers and rejects like loose RDF is being stored at the site.	RDF generated is proposed to be utilized in cement industries located in J&K as Alternate Fuel.Proposal is currently in consultation stage.	
34	Banihal	0.6	0	No plant is there to convert RDF as Pellets and Brequettes. Loose form of RDF includes Multi Layer Plastics,Thin Plastic Carry Bags,Laminated Packaging,Old Cloth Pieces,Rags,Foams etc which are non-recyclable but Combustible	0.2	Recyclables are sold to identified recyclers and rejects like loose RDF is being stored at the site.	RDF generated is proposed to be utilized in cement industries located in J&K as Alternate Fuel.Proposal is currently in consultation stage.	MoU with Qaziqund of Kashmir Division
35	Batote	0.6	2	No plant is there to convert RDF as Pellets and Brequettes. Loose form of RDF includes Multi Layer Plastics,Thin Plastic Carry Bags,Laminated Packaging,Old Cloth Pieces,Rags,Foams etc which are non-recyclable but Combustible	0.3	Recyclables are sold to identified recyclers and rejects like loose RDF is being stored at the site.	RDF generated is proposed to be utilized in cement industries located in J&K as Alternate Fuel.Proposal is currently in consultation stage.	
36	Rajouri	6.0	10	No plant is there to convert RDF as Pellets and Brequettes. Loose form of RDF includes Multi Layer Plastics,Thin Plastic Carry Bags,Laminated Packaging,Old Cloth Pieces,Rags,Foams etc which are non-recyclable but Combustible	2.4	Recyclables are sold to identified recyclers and rejects like loose RDF is being stored at the site.	RDF generated is proposed to be utilized in cement industries located in J&K as Alternate Fuel.Proposal is currently in consultation stage.	
37	Sundebani	1.0	2	No plant is there to convert RDF as Pellets and Brequettes. Loose form of RDF includes Multi Layer Plastics,Thin Plastic Carry Bags,Laminated Packaging,Old Cloth Pieces,Rags,Foams etc which are non-recyclable but Combustible	0.4	Recyclables are sold to identified recyclers and rejects like loose RDF is being stored at the site.	RDF generated is proposed to be utilized in cement industries located in J&K as Alternate Fuel.Proposal is currently in consultation stage.	
38	Nowshera	1.5	5	No plant is there to convert RDF as Pellets and Brequettes. Loose form of RDF includes Multi Layer Plastics,Thin Plastic Carry Bags,Laminated Packaging,Old Cloth Pieces,Rags,Foams etc which are non-recyclable but Combustible	0.6	Recyclables are sold to identified recyclers and rejects like loose RDF is being stored at the site.	RDF generated is proposed to be utilized in cement industries located in J&K as Alternate Fuel.Proposal is currently in consultation stage.	
39	Thannamandi	0.8	0	No plant is there to convert RDF as Pellets and Brequettes. Loose form of RDF includes Multi Layer Plastics,Thin Plastic Carry Bags,Laminated Packaging,Old Cloth Pieces,Rags,Foams etc which are non-recyclable but Combustible	0.3	Recyclables are sold to identified recyclers and rejects like loose RDF is being stored at the site.	RDF generated is proposed to be utilized in cement industries located in J&K as Alternate Fuel.Proposal is currently in consultation stage.	Mou Signed with MC Rajouri for processing of solid waste
40	Kalakote	0.4	2	No plant is there to convert RDF as Pellets and Brequettes. Loose form of RDF includes Multi Layer Plastics,Thin Plastic Carry Bags,Laminated Packaging,Old Cloth Pieces,Rags,Foams etc which are non-recyclable but Combustible	0.1	Recyclables are sold to identified recyclers and rejects like loose RDF is being stored at the site.	RDF generated is proposed to be utilized in cement industries located in J&K as Alternate Fuel.Proposal is currently in consultation stage.	

Dry Waste Processing								
Sr. no.	ULB	Daily Intake Quantity(TPD)	a) Capacity of MRF Plant(TPD)	b) Sources of waste for making RDF	c) RDF Produced	d) Residue / Reject management	e) Utilization of RDF	Remarks
41	Achabal	0.9	2	No plant is there to convert RDF as Pellets and Brequettes. Loose form of RDF includes Multi Layer Plastics,Thin Plastic Carry Bags,Laminated Packaging,Old Cloth Pieces,Rags,Foams etc which are non-recyclable but Combustible	0.4	Recyclables are sold to identified recyclers and rejects like loose RDF is being stored at the site.	RDF generated is proposed to be utilized in cement industries located in J&K as Alternate Fuel.Proposal is currently in consultation stage.	
42	Anantnag	24.0	30	No plant is there to convert RDF as Pellets and Brequettes. Loose form of RDF includes Multi Layer Plastics,Thin Plastic Carry Bags,Laminated Packaging,Old Cloth Pieces,Rags,Foams etc which are non-recyclable but Combustible	9.6	Recyclables are sold to identified recyclers and rejects like loose RDF is being stored at the site.	RDF generated is proposed to be utilized in cement industries located in J&K as Alternate Fuel.Proposal is currently in consultation stage.	
43	Ashmuqam	0.9	3	No plant is there to convert RDF as Pellets and Brequettes. Loose form of RDF includes Multi Layer Plastics,Thin Plastic Carry Bags,Laminated Packaging,Old Cloth Pieces,Rags,Foams etc which are non-recyclable but Combustible	0.4	Recyclables are sold to identified recyclers and rejects like loose RDF is being stored at the site.	RDF generated is proposed to be utilized in cement industries located in J&K as Alternate Fuel.Proposal is currently in consultation stage.	
44	Awantipora	1.9	2	No plant is there to convert RDF as Pellets and Brequettes. Loose form of RDF includes Multi Layer Plastics,Thin Plastic Carry Bags,Laminated Packaging,Old Cloth Pieces,Rags,Foams etc which are non-recyclable but Combustible	0.7	Recyclables are sold to identified recyclers and rejects like loose RDF is being stored at the site.	RDF generated is proposed to be utilized in cement industries located in J&K as Alternate Fuel.Proposal is currently in consultation stage.	
45	Bandipooora	0.0	0	No plant is there to convert RDF as Pellets and Brequettes. Loose form of RDF includes Multi Layer Plastics,Thin Plastic Carry Bags,Laminated Packaging,Old Cloth Pieces,Rags,Foams etc which are non-recyclable but Combustible	NA	Recyclables are sold to identified recyclers and rejects like loose RDF is being stored at the site.	Not yet separated from dumped waste	Construction work under progress
46	Baramulla	7.0	20	No plant is there to convert RDF as Pellets and Brequettes. Loose form of RDF includes Multi Layer Plastics,Thin Plastic Carry Bags,Laminated Packaging,Old Cloth Pieces,Rags,Foams etc which are non-recyclable but Combustible	2.8	Recyclables are sold to identified recyclers and rejects like loose RDF is being stored at the site.	RDF generated is proposed to be utilized in cement industries located in J&K as Alternate Fuel.Proposal is currently in consultation stage.	
47	Beerwah	1.2	2	No plant is there to convert RDF as Pellets and Brequettes. Loose form of RDF includes Multi Layer Plastics,Thin Plastic Carry Bags,Laminated Packaging,Old Cloth Pieces,Rags,Foams etc which are non-recyclable but Combustible	0.5	Recyclables are sold to identified recyclers and rejects like loose RDF is being stored at the site.	RDF generated is proposed to be utilized in cement industries located in J&K as Alternate Fuel.Proposal is currently in consultation stage.	
48	Bijbehara	3.4	0	No plant is there to convert RDF as Pellets and Brequettes. Loose form of RDF includes Multi Layer Plastics,Thin Plastic Carry Bags,Laminated Packaging,Old Cloth Pieces,Rags,Foams etc which are non-recyclable but Combustible	1.3	Recyclables are sold to identified recyclers and rejects like loose RDF is being stored at the site.	RDF generated is proposed to be utilized in cement industries located in J&K as Alternate Fuel.Proposal is currently in consultation stage.	Clustered with Anantnaag
49	Budgam	2.2	4	No plant is there to convert RDF as Pellets and Brequettes. Loose form of RDF includes Multi Layer Plastics,Thin Plastic Carry Bags,Laminated Packaging,Old Cloth Pieces,Rags,Foams etc which are non-recyclable but Combustible	0.9	Recyclables are sold to identified recyclers and rejects like loose RDF is being stored at the site.	RDF generated is proposed to be utilized in cement industries located in J&K as Alternate Fuel.Proposal is currently in consultation stage.	
50	Chadoora	0.9	1	No plant is there to convert RDF as Pellets and Brequettes. Loose form of RDF includes Multi Layer Plastics,Thin Plastic Carry Bags,Laminated Packaging,Old Cloth Pieces,Rags,Foams etc which are non-recyclable but Combustible	0.4	Recyclables are sold to identified recyclers and rejects like loose RDF is being stored at the site.	RDF generated is proposed to be utilized in cement industries located in J&K as Alternate Fuel.Proposal is currently in consultation stage.	

Dry Waste Processing								
Sr. no.	ULB	Daily Intake Quantity(TPD)	a) Capacity of MRF Plant(TPD)	b) Sources of waste for making RDF	c) RDF Produced	d) Residue / Reject management	e) Utilization of RDF	Remarks
51	Charishairef	1.7	2	No plant is there to convert RDF as Pellets and Brequettes. Loose form of RDF includes Multi Layer Plastics,Thin Plastic Carry Bags,Laminated Packaging,Old Cloth Pieces,Rags,Foams etc which are non-recyclable but Combustible	0.7	Recyclables are sold to identified recyclers and rejects like loose RDF is being stored at the site.	RDF generated is proposed to be utilized in cement industries located in J&K as Alternate Fuel.Proposal is currently in consultation stage.	
52	Devsar	1.3	0.0	No plant is there to convert RDF as Pellets and Brequettes. Loose form of RDF includes Multi Layer Plastics,Thin Plastic Carry Bags,Laminated Packaging,Old Cloth Pieces,Rags,Foams etc which are non-recyclable but Combustible	0.5	Recyclables are sold to identified recyclers and rejects like loose RDF is being stored at the site.	RDF generated is proposed to be utilized in cement industries located in J&K as Alternate Fuel.Proposal is currently in consultation stage.	Clustered with kulgam
53	Dooru-Verinag	3.3	4	No plant is there to convert RDF as Pellets and Brequettes. Loose form of RDF includes Multi Layer Plastics,Thin Plastic Carry Bags,Laminated Packaging,Old Cloth Pieces,Rags,Foams etc which are non-recyclable but Combustible	1.3	Recyclables are sold to identified recyclers and rejects like loose RDF is being stored at the site.	RDF generated is proposed to be utilized in cement industries located in J&K as Alternate Fuel.Proposal is currently in consultation stage.	
54	Frisal	0.0	0	No plant is there to convert RDF as Pellets and Brequettes. Loose form of RDF includes Multi Layer Plastics,Thin Plastic Carry Bags,Laminated Packaging,Old Cloth Pieces,Rags,Foams etc which are non-recyclable but Combustible		Recyclables are sold to identified recyclers and rejects like loose RDF is being stored at the site.	Not yet separated from dumped waste	Civil work paused due to public interference
55	Ganderbal	4.2	5	No plant is there to convert RDF as Pellets and Brequettes. Loose form of RDF includes Multi Layer Plastics,Thin Plastic Carry Bags,Laminated Packaging,Old Cloth Pieces,Rags,Foams etc which are non-recyclable but Combustible	1.7	Recyclables are sold to identified recyclers and rejects like loose RDF is being stored at the site.	RDF generated is proposed to be utilized in cement industries located in J&K as Alternate Fuel.Proposal is currently in consultation stage.	
56	Hajin	1.9	2.0	No plant is there to convert RDF as Pellets and Brequettes. Loose form of RDF includes Multi Layer Plastics,Thin Plastic Carry Bags,Laminated Packaging,Old Cloth Pieces,Rags,Foams etc which are non-recyclable but Combustible	0.8	Recyclables are sold to identified recyclers and rejects like loose RDF is being stored at the site.	RDF generated is proposed to be utilized in cement industries located in J&K as Alternate Fuel.Proposal is currently in consultation stage.	
57	Handwara	1.9	3	No plant is there to convert RDF as Pellets and Brequettes. Loose form of RDF includes Multi Layer Plastics,Thin Plastic Carry Bags,Laminated Packaging,Old Cloth Pieces,Rags,Foams etc which are non-recyclable but Combustible	0.8	Recyclables are sold to identified recyclers and rejects like loose RDF is being stored at the site.	RDF generated is proposed to be utilized in cement industries located in J&K as Alternate Fuel.Proposal is currently in consultation stage.	
58	Khanshaib	0.4	0.0	No plant is there to convert RDF as Pellets and Brequettes. Loose form of RDF includes Multi Layer Plastics,Thin Plastic Carry Bags,Laminated Packaging,Old Cloth Pieces,Rags,Foams etc which are non-recyclable but Combustible	0.2	Recyclables are sold to identified recyclers and rejects like loose RDF is being stored at the site.	RDF generated is proposed to be utilized in cement industries located in J&K as Alternate Fuel.Proposal is currently in consultation stage.	Clustered with Budgam
59	Khrew	1.4	1.5	No plant is there to convert RDF as Pellets and Brequettes. Loose form of RDF includes Multi Layer Plastics,Thin Plastic Carry Bags,Laminated Packaging,Old Cloth Pieces,Rags,Foams etc which are non-recyclable but Combustible	0.6	Recyclables are sold to identified recyclers and rejects like loose RDF is being stored at the site.	RDF generated is proposed to be utilized in cement industries located in J&K as Alternate Fuel.Proposal is currently in consultation stage.	
60	Kokernag	0.9	2	No plant is there to convert RDF as Pellets and Brequettes. Loose form of RDF includes Multi Layer Plastics,Thin Plastic Carry Bags,Laminated Packaging,Old Cloth Pieces,Rags,Foams etc which are non-recyclable but Combustible	0.4	Recyclables are sold to identified recyclers and rejects like loose RDF is being stored at the site.	RDF generated is proposed to be utilized in cement industries located in J&K as Alternate Fuel.Proposal is currently in consultation stage.	

Dry Waste Processing								
Sr. no.	ULB	Daily Intake Quantity(TPD)	a) Capacity of MRF Plant(TPD)	b) Sources of waste for making RDF	c) RDF Produced	d) Residue / Reject management	e) Utilization of RDF	Remarks
61	Kulgam	3.3	5	No plant is there to convert RDF as Pellets and Brequettes. Loose form of RDF includes Multi Layer Plastics,Thin Plastic Carry Bags,Laminated Packaging,Old Cloth Pieces,Rags,Foams etc which are non-recyclable but Combustible	1.3	Recyclables are sold to identified recyclers and rejects like loose RDF is being stored at the site.	RDF generated is proposed to be utilized in cement industries located in J&K as Alternate Fuel.Proposal is currently in consultation stage.	
62	Kunzer	0.3	1	No plant is there to convert RDF as Pellets and Brequettes. Loose form of RDF includes Multi Layer Plastics,Thin Plastic Carry Bags,Laminated Packaging,Old Cloth Pieces,Rags,Foams etc which are non-recyclable but Combustible	0.1	Recyclables are sold to identified recyclers and rejects like loose RDF is being stored at the site.	RDF generated is proposed to be utilized in cement industries located in J&K as Alternate Fuel.Proposal is currently in consultation stage.	
63	Tangmarg	0.3	1	No plant is there to convert RDF as Pellets and Brequettes. Loose form of RDF includes Multi Layer Plastics,Thin Plastic Carry Bags,Laminated Packaging,Old Cloth Pieces,Rags,Foams etc which are non-recyclable but Combustible	0.1	Recyclables are sold to identified recyclers and rejects like loose RDF is being stored at the site.	RDF generated is proposed to be utilized in cement industries located in J&K as Alternate Fuel.Proposal is currently in consultation stage.	Clustered with Kunzer
64	Kupwara	3.2	4	No plant is there to convert RDF as Pellets and Brequettes. Loose form of RDF includes Multi Layer Plastics,Thin Plastic Carry Bags,Laminated Packaging,Old Cloth Pieces,Rags,Foams etc which are non-recyclable but Combustible	1.3	Recyclables are sold to identified recyclers and rejects like loose RDF is being stored at the site.	RDF generated is proposed to be utilized in cement industries located in J&K as Alternate Fuel.Proposal is currently in consultation stage.	
65	Langate	0.0	0	No plant is there to convert RDF as Pellets and Brequettes. Loose form of RDF includes Multi Layer Plastics,Thin Plastic Carry Bags,Laminated Packaging,Old Cloth Pieces,Rags,Foams etc which are non-recyclable but Combustible	NA	Recyclables are sold to identified recyclers and rejects like loose RDF is being stored at the site.	Not yet separated from dumped waste	
66	Magam	0.8	1	No plant is there to convert RDF as Pellets and Brequettes. Loose form of RDF includes Multi Layer Plastics,Thin Plastic Carry Bags,Laminated Packaging,Old Cloth Pieces,Rags,Foams etc which are non-recyclable but Combustible	0.3	Recyclables are sold to identified recyclers and rejects like loose RDF is being stored at the site.	RDF generated is proposed to be utilized in cement industries located in J&K as Alternate Fuel.Proposal is currently in consultation stage.	
67	Mattan	1.3	0	No plant is there to convert RDF as Pellets and Brequettes. Loose form of RDF includes Multi Layer Plastics,Thin Plastic Carry Bags,Laminated Packaging,Old Cloth Pieces,Rags,Foams etc which are non-recyclable but Combustible	0.5	Recyclables are sold to identified recyclers and rejects like loose RDF is being stored at the site.	RDF generated is proposed to be utilized in cement industries located in J&K as Alternate Fuel.Proposal is currently in consultation stage.	Clustered with Anantnaag
68	Pahalgam	1.4	0	No plant is there to convert RDF as Pellets and Brequettes. Loose form of RDF includes Multi Layer Plastics,Thin Plastic Carry Bags,Laminated Packaging,Old Cloth Pieces,Rags,Foams etc which are non-recyclable but Combustible	0.5	Recyclables are sold to identified recyclers and rejects like loose RDF is being stored at the site.	RDF generated is proposed to be utilized in cement industries located in J&K as Alternate Fuel.Proposal is currently in consultation stage.	Currently processing at PDA site
69	Pampore	3.0	4	No plant is there to convert RDF as Pellets and Brequettes. Loose form of RDF includes Multi Layer Plastics,Thin Plastic Carry Bags,Laminated Packaging,Old Cloth Pieces,Rags,Foams etc which are non-recyclable but Combustible	1.2	Recyclables are sold to identified recyclers and rejects like loose RDF is being stored at the site.	RDF generated is proposed to be utilized in cement industries located in J&K as Alternate Fuel.Proposal is currently in consultation stage.	
70	Pattan	0.0	0	No plant is there to convert RDF as Pellets and Brequettes. Loose form of RDF includes Multi Layer Plastics,Thin Plastic Carry Bags,Laminated Packaging,Old Cloth Pieces,Rags,Foams etc which are non-recyclable but Combustible	NA	Recyclables are sold to identified recyclers and rejects like loose RDF is being stored at the site.	Not yet separated from dumped waste	

Dry Waste Processing								
Sr. no.	ULB	Daily Intake Quantity(TPD)	a) Capacity of MRF Plant(TPD)	b) Sources of waste for making RDF	c) RDF Produced	d) Residue / Reject management	e) Utilization of RDF	Remarks
71	Pulwama	2.7	3	No plant is there to convert RDF as Pellets and Brequettes. Loose form of RDF includes Multi Layer Plastics,Thin Plastic Carry Bags,Laminated Packaging,Old Cloth Pieces,Rags,Foams etc which are non-recyclable but Combustible	1.1	Recyclables are sold to identified recyclers and rejects like loose RDF is being stored at the site.	RDF generated is proposed to be utilized in cement industries located in J&K as Alternate Fuel.Proposal is currently in consultation stage.	
72	Qaziqund	1.4	4	No plant is there to convert RDF as Pellets and Brequettes. Loose form of RDF includes Multi Layer Plastics,Thin Plastic Carry Bags,Laminated Packaging,Old Cloth Pieces,Rags,Foams etc which are non-recyclable but Combustible	0.6	Recyclables are sold to identified recyclers and rejects like loose RDF is being stored at the site.	RDF generated is proposed to be utilized in cement industries located in J&K as Alternate Fuel.Proposal is currently in consultation stage.	
73	Seer-Hamdan	1.2	2	No plant is there to convert RDF as Pellets and Brequettes. Loose form of RDF includes Multi Layer Plastics,Thin Plastic Carry Bags,Laminated Packaging,Old Cloth Pieces,Rags,Foams etc which are non-recyclable but Combustible	0.5	Recyclables are sold to identified recyclers and rejects like loose RDF is being stored at the site.	RDF generated is proposed to be utilized in cement industries located in J&K as Alternate Fuel.Proposal is currently in consultation stage.	
74	Shopian	2.4	4	No plant is there to convert RDF as Pellets and Brequettes. Loose form of RDF includes Multi Layer Plastics,Thin Plastic Carry Bags,Laminated Packaging,Old Cloth Pieces,Rags,Foams etc which are non-recyclable but Combustible	1.0	Recyclables are sold to identified recyclers and rejects like loose RDF is being stored at the site.	RDF generated is proposed to be utilized in cement industries located in J&K as Alternate Fuel.Proposal is currently in consultation stage.	
75	Sopore	9.0	0	No plant is there to convert RDF as Pellets and Brequettes. Loose form of RDF includes Multi Layer Plastics,Thin Plastic Carry Bags,Laminated Packaging,Old Cloth Pieces,Rags,Foams etc which are non-recyclable but Combustible	3.6	Recyclables are sold to identified recyclers and rejects like loose RDF is being stored at the site.	RDF generated is proposed to be utilized in cement industries located in J&K as Alternate Fuel.Proposal is currently in consultation stage.	Clustered with Baramulla
76	Sumbal	2.1	5	No plant is there to convert RDF as Pellets and Brequettes. Loose form of RDF includes Multi Layer Plastics,Thin Plastic Carry Bags,Laminated Packaging,Old Cloth Pieces,Rags,Foams etc which are non-recyclable but Combustible	0.8	Recyclables are sold to identified recyclers and rejects like loose RDF is being stored at the site.	RDF generated is proposed to be utilized in cement industries located in J&K as Alternate Fuel.Proposal is currently in consultation stage.	
77	Tral	2.6	4	No plant is there to convert RDF as Pellets and Brequettes. Loose form of RDF includes Multi Layer Plastics,Thin Plastic Carry Bags,Laminated Packaging,Old Cloth Pieces,Rags,Foams etc which are non-recyclable but Combustible	1.1	Recyclables are sold to identified recyclers and rejects like loose RDF is being stored at the site.	RDF generated is proposed to be utilized in cement industries located in J&K as Alternate Fuel.Proposal is currently in consultation stage.	
78	Uri	1.4	0	No plant is there to convert RDF as Pellets and Brequettes. Loose form of RDF includes Multi Layer Plastics,Thin Plastic Carry Bags,Laminated Packaging,Old Cloth Pieces,Rags,Foams etc which are non-recyclable but Combustible	0.6	Recyclables are sold to identified recyclers and rejects like loose RDF is being stored at the site.	NOT yet separated from dumped waste	Manually. Construction under progress
79	Wattergam	1.0	0	No plant is there to convert RDF as Pellets and Brequettes. Loose form of RDF includes Multi Layer Plastics,Thin Plastic Carry Bags,Laminated Packaging,Old Cloth Pieces,Rags,Foams etc which are non-recyclable but Combustible	0.4	Recyclables are sold to identified recyclers and rejects like loose RDF is being stored at the site.	Not yet separated from dumped waste	Mou Signed with MC Handwara for processing of solid waste
80	Yaripora	1.8	2	No plant is there to convert RDF as Pellets and Brequettes. Loose form of RDF includes Multi Layer Plastics,Thin Plastic Carry Bags,Laminated Packaging,Old Cloth Pieces,Rags,Foams etc which are non-recyclable but Combustible	0.7	Recyclables are sold to identified recyclers and rejects like loose RDF is being stored at the site.	RDF generated is proposed to be utilized in cement industries located in J&K as Alternate Fuel.Proposal is currently in consultation stage.	

Annexure D - Thermal/Methanation Route						
Waste to Energy(Thermal/Methanation Route)						
Organisation	a) Plant capacity	b) Daily inputs of feed	c) Sources of waste	d) Output (Energy)	e) Residue / Rejects management	f) Fly ash and Bottom Ash management
SMC	0	The CBG plant with the capacity of 300 TPD approved under SBM 2.0.Project submitted for Cabinet approval. Expected Completion date - March 2027				
LCMA	0	NA				
JMC	0	The CBG plant with the capacity of 225 TPD for processing of wet waste at Kot-bhalwal is scheduled for commissioning by September-2026. SLF created, Biodigester floor completed. Pre-Sorting Unit completed				
DULBJ	The above processing method does not pertain to DULBJ					
DULBK	The above processing method does not pertain to DULBK					
J&K as whole	0					

Annexure E - C&D Waste Processing

Construction & Demolition Waste Processing				
Organisation	a) Quantity of inputs	b) Quality of inputs	c) Products and its utilization	d) Residue / Reject management
SMC	125			35% Completed. Plant is under construction. To be completed by October 2026
JMC	85			70% Completed. To be completed by June 2026.
DULBJ	The above processing method does not pertain to DULBK & DULBJ			
DULBK				

Annexure F - Gap in Processing			
ULB	Gap in Waste Generation and Processing	b) Processing Capacity to be added (TPD)	c) Time bound plan to fill up the Gap
SMC	257.5	459TPD Dry Waste Facility (Material Recovery Facility - MRF) proposed under SBM 2.0 as a part of ISWM Project	Mar-27
		159 TPD windrow Compost Plant proposed under SBM 2.0 as a part of ISWM Project.	Mar-27
		300TPD BioCNG Plant proposed under SBM 2.0 as a part of Integrated Solid Waste Management (ISWM) Project.	Mar-27
		Pre-processing and Sorting Unit for MRF under CITIIS 2.0 programme	Mar-27
		RFID Tagging for Door-to-Door Collection under CITIIS 2.0 programme	Mar-27
		300 TPD RDF to briquette Plant under CITIIS 2.0 programme	Mar-27
JMC	47	CBG plant at Kot-Bhalwal with the capacity of 200 TPD as part of the ISWM-350 TPD project.Foundation and insulation work for the biodigester is completed. 150TPD Dry Waste processing unit is Operational	Oct-26
		ISWM Zone-3 at Bandhu-rakh with the capacity of 138 TPD :- A tender document has been prepared for ISWM-138 TPD at Bandhu-rakh, including collection, transportation & processing of 138 TPD waste for zone-3. RFP will be floated.	Mar-27
DULBJ	9	Construction of 9TPD Compost Plant at Rajouri	Oct-26
		Construction of 4TPD Compost Plant at Kishtewar	Oct-26
DULBK	38	5TPD gap reduction by adding waste processing at Arnia and Thanamandi	
		9 TPD gap reduction by adding waste processing in Pattan, and Langate	Sep-26
		73 TPD Implimentation of ISWM project at MC Anantnag, Bijbahera, and Mattan in cluster approach	
		3 TPD gap reduction by adding processing facilities at Frisal and Wattergam	Sep-26
Total	352.0	20TPD gap reduction by adding processing in Bandipora and Uri	Sep-26

Annexure - G Legacy Waste

Legacy Waste											
Sr. No.	PSA	a) Number of legacy waste dump sites	b) Quantity of legacy waste reported on August 2025	c) Present quantity of legacy waste	d) Daily legacy waste being added as unprocessed waste	e) Quantification and utilization out of Bioremediation and bio mining - Digested material				f) Gap in legacy waste remediation and time	
						Digested Material	Plastics	Rubber	Inerts and others	Gap	Time Bound Plan
	J&K as a Whole		2,968,658	1,816,118	352	842,614	105,440	14,033	266,111	1,816,118	
1	SMC	1	1,207,055	1226645	258	24500	2800	700	7000	1226645	Mar-28
2	JMC	2	908,384	251740.2	47	466640	53330	13333	133326	251740	Jul-26
3	DULBJ	23	414,625	97,077	9	207,438	29,709	0	82,353	97077	Dec-26
4	DULBK	26	438,594	240,656	38	144,036	19,600	0	43,432	240656	Jun-26
Sr. No.	Ulb	a) Number of legacy waste dump sites	b) Quantity of legacy waste reported on August 2025	c) Present quantity of legacy waste	d) Daily legacy waste being added as unprocessed waste	e) Quantification and utilization out of Bioremediation and biomining - Digested material				f) Gap in legacy waste remediation and time	
						Digested Material	Plastics	Rubber	Inerts and others	Gap	Time Bound Plan
1	Akhnoor	1	3000	3000	0.00	0	0	0	0	3000	Dec-26
2	Jourian	0	0	0	0.00	0	0	0	0	0	
3	Khaur	0	0	0	0.00	0	0	0	0	0	
4	Ghoumanhasan	0	0	0	0.00	0	0	0	0	0	
5	R.S.Pura	1	18000	0	0.00	11827.8	2046.05	0	4126.15	0	
6	Bishnah	0	0	0	0.00	0	0	0	0	0	
7	Arnia	0	0	725.04	3.42	0	0	0	0	725	
8	Kathua	1	60000	38.16	0.18	36415.5	3987.14	0	19597.36	38	
9	Billawar	0	0	0	0.00	0	0	0	0	0	
10	Basholi	1	1400	1400	0.00	0	0	0	0	1400	Dec-26
11	Lakhanpur	1	1806	1806	0.00	0	0	0	0	1806	Dec-26
12	Parole	0	0	0	0.00	0	0	0	0	0	
13	Hiranagar	1	26234	6253	0.09	16034.4	2320	0	1645.6	6253	Dec-26
14	Katra	1	130000	40248	1.17	60165	10260	0	19575	40248	Dec-26
15	Reasi	1	5000	5000	0.00	0	0	0	0	5000	Dec-26
16	Doda	1	35000	76.32	0.36	23474.5	1623	0	9902.5	76	
17	Bhaderwah	1	10000	0	0.00	6614	1070	0	2316	0	
18	Thathri	1	131	131	0.00	0	0	0	0	131	Dec-26
19	Poonch	1	24825	9857	0.15	9996	1770	0	3234	9857	Dec-26
20	Surankote	1	3000	3000	0.00	0	0	0	0	3000	Dec-26
21	Samba	1	25000	0	0.00	11878.2	2255.6	0	10866.2	0	
22	Vijaypur	0	0	0	0.00	0	0	0	0	0	
23	Bari-Brahamana	1	3000	3000	0.00	0	0	0	0	3000	Dec-26
24	Ramgarh	1	1000	1000	0.00	0	0	0	0	1000	Dec-26
25	Udhampur	1	31500	0	0.00	21048.3	2712.37	0	7739.33	0	
26	Ramnagar	1	1000	1000	0.00	0	0	0	0	1000	Dec-26
27	Chenani	1	232	232	0.00	0	0	0	0	232	Dec-26
28	Kishtwar	1	11315	12072	3.57	0	0	0	0	12072	Dec-26
29	Ramban	1	1000	1000	0.00	0	0	0	0	1000	Dec-26
30	Banihal	0	0	0	0.00	0	0	0	0	0	
31	Batote	0	0	0	0.00	0	0	0	0	0	
32	Rajouri	1	18681	3738	0.27	9984	1665	0	3351	3738	Dec-26
33	Sunderbani	1	3500	3500	0.00	0	0	0	0	3500	Dec-26
34	Nowshera	0	0	0	0.00	0	0	0	0	0	
35	Thannamandi	0	0	0	0.00	0	0	0	0	0	
36	Kalakote	0	0	0	0.00	0	0	0	0	0	
37	Achabal	1	900	938.16	0.18	0	0	0	0	938	Jun-26
38	Anantnag	1	51689	23,917	0.72	19547.5	2792.5	0.0	5585.0	23917	Jun-26
39	Ashmuqam	1	2380	2,399	0.09	0.0	0.0	0.0	0.0	2399	Jun-26
40	Awantipora	1	1538	1,538	0.00	0.0	0.0	0.0	0.0	1538	Jun-26
41	Bandipora	1	9391	12,367	14.04	0.0	0.0	0.0	0.0	12367	Jun-26
42	Baramulla	1	218224	116,408	4.05	71872.5	10267.5	0.0	20535.0	116408	Jun-26
43	Beerwah	0	0	0	0.00	0.0	0.0	0.0	0.0	0	
44	Bijbehara	1	26866	3,299	0.00	17463	1103.0	0.0	5001.0	3299	Jun-26
45	Budgam	0	0	38	0.18	0.0	0.0	0.0	0.0	38	
46	Chadoora	0	0	0	0.00	0.0	0.0	0.0	0.0	0	

Legacy Waste											
Sr. No.	PSA	a) Number of legacy waste dump sites	b) Quantity of legacy waste reported on August 2025	c) Present quantity of legacy waste	d) Daily legacy waste being added as unprocessed waste	e) Quantification and utilization out of Bioremediation and bio mining - Digested material				f) Gap in legacy waste remediation and time	
						Digested Material	Plastics	Rubber	Inerts and others	Gap	Time Bound Plan
47	Charishairef	0	0	0	0.00	0.0	0.0	0.0	0.0	0	
48	Devsar	0	0	57	0.27	0.0	0.0	0.0	0.0	57	
49	Dooru-Verinag	1	7560	7,598	0.18	0.0	0.0	0.0	0.0	7598	Jun-26
50	Frisal	1	6839	7,259	1.98	0.0	0.0	0.0	0.0	7259	Jun-26
51	Ganderbal	0	0	0	0.00	0.0	0.0	0.0	0.0	0	
52	Hajin	0	0	38	0.18	0.0	0.0	0.0	0.0	38	
53	Handwara	0	0	57	0.27	0.0	0.0	0.0	0.0	57	
54	Khanshaib	0	0	0	0.00	0.0	0.0	0.0	0.0	0	
55	Khrew	1	1192	1,211	0.09	0.0	0.0	0.0	0.0	1211	Jun-26
56	Kokernag	0	0	38	0.18	0.0	0.0	0.0	0.0	38	
57	Kulgam	1	8751	8,846	0.45	0.0	0.0	0.0	0.0	8846	Jun-26
58	Kunzer	0	0	0	0.00	0.0	0.0	0.0	0.0	0	
59	Tangmarg	1	1030	1,030	0.00	648.9	144.0	0.0	237.1	1030	
60	Kupwara	1	1000	1,038	0.18	0.0	0.0	0.0	0.0	1038	Jun-26
61	Langate	1	953	1,488	2.52	0.0	0.0	0.0	0.0	1488	Jun-26
62	Magam	0	0	0	0.00	0.0	0.0	0.0	0.0	0	
63	Mattan	1	4339	4,358	0.09	0.0	0.0	0.0	0.0	4358	Jun-26
64	Pahalgam	1	9583	0	0.00	6135.5	802.8	0.0	2644.7	0	
65	Pampore	1	24574	114	0.54	17201.8	2187.7	0.0	5184.5	114	
66	Pattan	1	3829	5,393	7.38	0.0	0.0	0.0	0.0	5393	Jun-26
67	Pulwama	1	6193	6,212	0.09	0.0	0.0	0.0	0.0	6212	Jun-26
68	Qaziqund	0	0	38	0.18	0.0	0.0	0.0	0.0	38	
69	Seer-Hamdan	1	190	228	0.18	0.0	0.0	0.0	0.0	228	Jun-26
70	Shopian	1	18854	18,854	0.00	0.0	0.0	0.0	0.0	18854	Jun-26
71	Sopore	1	9724	9,724	0.00	0.0	0.0	0.0	0.0	9724	Jun-26
72	Sumbal	0	0	57	0.27	0.0	0.0	0.0	0.0	57	
73	Tral	1	17714	0	0.00	11166.9	2302.8	0.0	4244.3	0	
74	Uri	1	1356	1,822	2.20	0.0	0.0	0.0	0.0	1822	Jun-26
75	Wattergam	1	1016	1,380	1.72	0.0	0.0	0.0	0.0	1380	Jun-26
76	Yaripora	1	2909	2,909	0.00	0.0	0.0	0.0	0.0	2909	Jun-26

Annexure H - Status of Ring Fence Account

Ring Fence Account								
Organisation	Amount ringfenced	2) Whether single dedicated account has been opened	3) Date of opening account	4) Amount utilized	5) Plan of utilization			
					Component	2025-26	2026-27	2027-28
J&K as whole	350 Cr.	Funds are transferred to the civil deposit of the respective Organizations	Date of 1st installment received 01-01-2023	40.51 Cr.	Gap in sewage and solid waste management	40.51 Cr	159.49 Cr	150 Cr
			Date of 2nd installment received 27-09-2025	0	Collection & Transportation and Processing of MSW			

Annexure I- Sewage Generation

Name of ULB	2011 Population	2026 Population	Sewage Status Estimation and Measurement	Sewage Conveyance/Sewers		
				Total Sewage Generation per day (in MLD)	Targeted Household to be connected to sewers	House-holds connected to sewers
J&K As a Whole	2933813	4126358	445.647	825272	241665	
						<p>1. 124.49 MLD Capacity STPs functional</p> <p>2.To narrow the treatment gap, following 4 STPs are under execution:</p> <p>a. Doodh ganga(Package 1) of capacity 14 MLD using NGT funds. Work allotted, survey completed. Under designing stage.</p> <p>b. 30 MLD STP with 210 km sewerage network at Dal Lake under AMRUT2.0. Work allotted, survey complete. Under designing stage.</p> <p>c. 8 MLD under NRCP. Work allotted, survey complete. Under designing stage.</p> <p>d. 2.50 MLD STP at Chattabal under CAPEX. Work allotted. Survey & design under progress.</p>
SMC	1180570	1660452	179.328816	332090	168944	
						<p>Installed capacity of 75.0 MLD against sewage generation of 89.57 MLD. To further strengthen the existing sewage management system following projects are completed/in pipeline:</p> <p>1. 2 no. works for completion of missing links in sewerage network at Rs. 63Cr under AMRUT 2.0. Will increase in utilization capacity by 10MLD Completion by March -2027</p> <p>2. 5 Nallahs diverted at Tawi River front by Jammu Smart city and,</p> <p>3. Two packages under execution - comprising 9 nallahs Interception & Diversion network - 70% completed & to be completed by December - 2026. Will increase utilization capacity by 20 MLD</p>
JMC	589650	829333	89.57	165867	58704	
DULBJ	460780	648078	69.99	129616	9815	
DULBK	702813	988495	106.76	197699	4202	
Akhnoor	20756	29193	3.15	5839	0	DPR Under Preparation
Jourian	3934	5533	0.60	1107	0	Cluster with Akhnoor
Khour	6931	9748	1.05	1950	0	Cluster with RS Pura
Ghomanhasan	3944	5547	0.60	1109	0	Cluster with Jammu Cant Satwari
R.S.Pura	15197	21374	2.31	4275	0	DPR Under Preparation
Bishnah	10719	15076	1.63	3015	0	DPR Under Preparation
Arnia	8948	12585	1.36	2517	0	Cluster with RS Pura
Kathua	59866	84201	9.09	16840	0	Tender Live
Billawar	4978	7001	0.76	1400	0	Under Planning
Basholi	5433	7641	0.83	1528	0	Under Planning
Lakhanpur	3461	4868	0.53	974	0	Cluster with Kathua

Name of ULB	2011 Population	2026 Population	Sewage Status Estimation and Measurement	Sewage Conveyance/Sewers		
				Total Sewage Generation per day (in MLD)	Targeted Household to be connected to sewers	House-holds connected to sewers
Parole	7681	10803	1.17	2161	0	Work Alloted.
Hiranagar	8294	11665	1.26	2333	0	Tender Under Technical Evaluation
Katra	9008	12670	1.37	2534	0	Taken under by UEED. Court has imposed Stay
Reasi	7796	10965	1.18	2193	0	Work Alloted.
Doda	21605	30387	3.28	6077	0	DPR Under Preparation
Bhaderwah	11084	15589	1.68	3118	0	Under Technical Evaluation
Thathri	1486	2090	0.23	418	0	Cluster with Bhadarwah
Poonch	26854	37770	4.08	7554	0	DPR under Preparation
Surankote	6743	9484	1.02	1897	0	Cluster with Poonch
Samba	12700	17862	1.93	3572	0	Taken under by UEED. Court has imposed Stay
Vijaypur	8044	11314	1.22	2263	0	Tender Under Technical Evaluation
Bari-Brhamana	15453	21734	2.35	4347	0	DPR Under Preparation
Ramgarh	5612	7893	0.85	1579	0	Cluster with Vijaypur
Udhampur	84015	118166	12.76	23633	9815	Already having STP
Ramnagar	6272	8821	0.95	1764	0	Cluster with Udhampur
Chenani	2620	3685	0.40	737	0	Cluster with Udhampur
Kishtwar	14865	20907	2.26	4181	0	DPR Under Preparation
Ramban	3596	5058	0.55	1012	0	UnderPlanning
Banihal	3900	5485	0.59	1097	0	UnderPlanning
Batote	4315	6069	0.66	1214	0	UnderPlanning
Rajouri	29486	41472	4.48	8294	0	Submitted for AAA- for cabinet approval
Sunderbani	6930	9747	1.05	1949	0	Cluster with Nowshera
Nowshera	10408	14639	1.58	2928	0	DPR Under Preparation
Thannamandi	5490	7722	0.83	1544	0	Cluster with Rajouri
Kalakote	2356	3314	0.36	663	0	Cluster with Rajouri
Achabal	6351	8933	0.96	1787	0	Construction Completed
Anantnag	109433	153916	16.62	30783	2350	2350 HH connection connected with 4MLD under Amrut 1.0 and 1690 additional house hold connections completed through capex funding for amount of 90.39 lacs.
Ashmuqam	6559	9225	1.00	1845	0	Cluster with Mattan.
Awantipora	12647	17788	1.92	3558	0	AAA Awaited
Bandipooora	37081	52154	5.63	10431	0	Work started
Baramulla	58053	81651	8.82	16330	0	Completed 3 MLD STP. Additional 6 MLD STP + I&D network under SBM (U) 2.0. DPR submitted for approval.
Beerwah	8192	11522	1.24	2304	0	Cluster with Budgam
Bijbehara	22789	32052	3.46	6410	0	DPR Under Preparation
Budgam	15338	21573	2.33	4315	0	Work started
Chadoora	6482	9117	0.98	1823	0	Taken up Under NGT funds
Charishairef	11533	16221	1.75	3244	0	2 MLD STP. Project foreclosed. Fresh tender to be floated once approval for re-appraisal is approved.
Devsar	9765	13734	1.48	2747	0	Cluster with Kulgam
Dooru-Verinag	22968	32304	3.49	6461	0	DPR Under Preparation
Frisal	5132	7218	0.78	1444	0	Cluster with Bijbehara

Name of ULB	2011 Population	2026 Population	Sewage Status Estimation and Measurement	Sewage Conveyance/Sewers		
				Total Sewage Generation per day (in MLD)	Targeted Household to be connected to sewers	House-holds connected to sewers
Ganderbal	28233	39709	4.29	7942	0	Work started
Hajin	13239	18620	2.01	3724	0	DPR Submitted
Handwara	13600	19128	2.07	3826	0	DPR Under Preparation
Khanshaib	2630	3699	0.40	740	0	Cluster with Budgam
Khrew	9851	13855	1.50	2771	0	Cluster with Pampore
Kokernag	6553	9217	1.00	1843	0	Cluster with Dooru-Verinag
Kulgam	23584	33170	3.58	6634	0	DPR Submitted
Kunzer	1890	2658	0.29	532	0	Cluster with Sopore
Tangmarg	1965	2764	0.30	553	0	Cluster with Baramulla]
Kupwara	21771	30621	3.31	6124	0	Work started
Langate	6585	9262	1.00	1852	0	Cluster with Handwara
Magam	5470	7693	0.83	1539	0	Cluster with Budgam
Mattan	9246	13004	1.40	2601	0	DPR Under Preparation
Pahalgam	9264	13030	1.41	2606	1852	2 MLD STP functional. Additional 5 MLD STP proposed at Laripora and 0.7 MLD STP at Aru Valley. DPRs formulated and submitted for approval.
Pampore	21680	30493	3.29	6099	0	Tender Live
Pattan	19538	27480	2.97	5496	0	Cluster with Sopore
Pulwama	18440	25936	2.80	5187	0	DPR Submitted
Qaziqund	9871	13883	1.50	2777	0	Cluster with Dooru-Verinag
Seer-Hamdan	8233	11580	1.25	2316	0	Cluster with Ashmuqam
Shopian	16360	23010	2.49	4602	0	Work started
Sopore	61098	85933	9.28	17187	0	DPR Under Preparation
Sumbal	15041	21155	2.28	4231	0	DPR Submitted
Tral	17844	25097	2.71	5019	0	DPR Under Preparation
Uri	9366	13173	1.42	2635	0	DPR Under Preparation
Wattergam	7015	9866	1.07	1973	0	Work started
Yaripora	12123	17051	1.84	3410	0	Cluster with Kulgam
Satwari Jammu		0	4.31	7988	0	DPR Under Preparation
Badamibagh Srinagar		0	7.48	13844	0	DPR Under Preparation

Annexure J - Drains

Drains								
PSA	Sl.No	ULB Name	Sewage and Sullage flowing in open drains (Storm water drains / concretised drains / unlined/katcha drains) (No. of drains)	Flow in each drain (MLD)	Quality Characteristics of effluent	Quantity of industrial effluent discharged in drain (MLD)	Final point of discharge of drain	Time bound action plan to prevent sewage discharge into drain
SMC	1	Srinagar Municipal Corportaion	600km -66% covered by STP, 109 small drains, 10 of width of 1mt outfalls in jhelum	0.650	Domestic / Household waste water	Nil	At Present in Jhelum River	<ol style="list-style-type: none"> 1. 124.49 MLD Capacity STPs functional 2. Rs. 9.8 Cr allotted under Amrut 2.0 for revamping of Brari-Nambal(Old) STP to meet the Hon'ble NGT Norms. 3.To narrow the treatment gap, following 4 STPs are under execution: <ul style="list-style-type: none"> - a. Doodh ganga(Package 1) of capacity 14 MLD using NGT funds. Work allotted, survey complete. Under designing stage. b. 30 MLD STP with 210 km sewerage network at Dal Lake under AMRUT2.0. Work allotted, survey complete. Under designing stage. c. 8 MLD under NRCP. Work allotted, survey complete. Under designing stage. d. 2.50 MLD STP at Chattabal under CAPEX. Work allotted. Survey & design under progress.

Drains								
PSA	Sl.No	ULB Name	Sewage and Sullage flowing in open drains (Storm water drains / concretised drains / unlined/katcha drains) (No. of drains)	Flow in each drain (MLD)	Quality Characteristics of effluent	Quantity of industrial effluent discharged in drain (MLD)	Final point of discharge of drain	Time bound action plan to prevent sewage discharge into drain
JMC	2	Jammu Municipal Corporation	20 of 4mt width	1.564	Domestic / Household waste water	Nil	At Present in Tawi River but after completion of works (interception & Diversion of drains) shall be diverted to STP Bhagwati Nagar	Installed capacity of 75.0 MLD against sewage generation of 89.57 MLD. To further strengthen the existing sewage management system following projects are completed/in pipeline: 1. 2 no. works for completion of missing links in sewerage network at Rs. 63Cr under AMRUT 2.0; Completion by March -2027. To increase utilization by 10 MLD 2. 5 Nallahs diverted at Tawi River front by Jammu Smart city and, 3. Two packages under execution - comprising 9 nallahs Interception & Diversion network - 70% completed & to be completed by December, 2025. To increase utilisation by 20 MLD.
	3	Akhnoor	4	3.180	Household waste water	Nil	Chenab River	Feb-27
	4	Jourian	6	0.600	Household waste water	Nil	Chenab River	Dec-26
	5	Khaur	9	1.049	Household waste water	Nil	Chenab River	Dec-26
	6	Ghoumanhasan	5	0.600	Household waste water	Nil	Chenab River	Dec-26
	7	R S Pura	3	2.310	Household waste water	Nil	Main nala Purana Pin	Jan-27
	8	Bishnah	8	1.630	Household waste water	Nil	Open area	Dec-26
	9	Arnia	4	1.360	Household waste water	Nil	Tamala and Aik(Kha	Dec-26

Drains								
PSA	Sl.No	ULB Name	Sewage and Sullage flowing in open drains (Storm water drains / concretised drains / unlined/katcha drains) (No. of drains)	Flow in each drain (MLD)	Quality Characteristics of effluent	Quantity of industrial effluent discharged in drain (MLD)	Final point of discharge of drain	Time bound action plan to prevent sewage discharge into drain
DULBJ	10	Kathua	3	9.091	Household & Industrial waste water	1.118	Ravi River	Aug-27
	11	Billawar	8	0.760	Household waste water	Nil	Naz River	Dec-26
	12	Basholi	4	0.830	Household waste water	Nil	Ravi River	Dec-26
	13	Lakhanpur	4	0.530	Household waste water	Nil	Ravi River	Dec-26
	14	Parole	5	1.170	Household waste water	Nil	Ravi River	Dec-26
	15	Hiranagar	6	1.257	Household waste water	Nil	Ravi River	Dec-26
	16	Reasi	2	1.370	Household waste water	Nil	Open area	Dec-26
	17	Katra	3	0.290	Household waste water	Nil	Balani and Tan Talab	Dec-26
	18	Doda	7	3.282	Household waste water	Nil	Chenab River	Feb-27
	19	Bhaderwah	9	1.684	Household waste water	Nil	Neru River	Dec-26
	20	Thathri	4	0.226	Household waste water	Nil	Chenab River	Dec-26
	21	Poonch	3	4.079	Household waste water	Nil	Poonch River	Mar-27
	22	Surankote	1	1.020	Household waste water	Nil	Poonch River	Dec-26
	23	Samba	3	0.410	Household waste water	Nil	Basantar River	Dec-26
24	Vijaypur	3	1.110	Household waste water	Nil	Devika Khund	Dec-26	

954

Drains								
PSA	Sl.No	ULB Name	Sewage and Sullage flowing in open drains (Storm water drains / concretised drains / unlined/katcha drains) (No. of drains)	Flow in each drain (MLD)	Quality Characteristics of effluent	Quantity of industrial effluent discharged in drain (MLD)	Final point of discharge of drain	Time bound action plan to prevent sewage discharge into drain
	25	Bari-Brahmana	15	2.348	Household & Industrial waste water	1.837	Tawi River	Jan-27
	26	Ramgarh	7	0.850	Household waste water	Nil	Pond Near Tashil Offi	Dec-26
	27	Udhampur	12	0.680	Household waste water	Nil	Devika	
	28	Ramnagar	2	0.953	Household waste water	Nil	Kud River	Dec-26
	29	Chenani	2	0.398	Household waste water	Nil	Tawi River	Dec-26
	30	Kishtwar	3	7.459	Household waste water	Nil	Chenab River	Jan-27
	31	Ramban	1	0.660	Household waste water	Nil	Chenab River	Dec-26
	32	Banihal	4	0.592	Household waste water	Nil	Chenab River	Dec-26
	33	Batote	8	0.053	Household waste water	Nil	Nashari Nallah	Dec-26
	34	Rajouri	14	4.479	Household waste water	Nil	Tawi River	Mar-27
	35	Sunderbani	1	1.053	Household waste water	Nil	Open area	Dec-26
	36	Nowshera	2	1.581	Household waste water	Nil	Tawi River	Dec-26
	37	Thanamandi	3	1.780	Household waste water	Nil	Mangota River	Dec-26
	38	Kalakote	1	0.360	Household waste water	Nil	Tawi River	Dec-26
	39	Achabal	2	0.965	Household waste water	Nil	Jogigund ladh	Dec-26

Drains								
PSA	Sl.No	ULB Name	Sewage and Sullage flowing in open drains (Storm water drains / concretised drains / unlined/katcha drains) (No. of drains)	Flow in each drain (MLD)	Quality Characteristics of effluent	Quantity of industrial effluent discharged in drain (MLD)	Final point of discharge of drain	Time bound action plan to prevent sewage discharge into drain
	40	Anantnag	4	0.047	Household waste water	Nil	1. Jhelum River 2. Lidder River, 3. Chaka Nadi 4. Sherbagh Stream	
	41	Ashmuqam	7	1.000	Household waste water	Nil	Shah Koul	Dec-26
	42	Awantipora	4	1.496	Household waste water	Nil	Rever Jehlim	Dec-26
	43	Bandipooora	5	5.633	Household waste water	Nil	Gadur Kul/ Ginder Kul	Aug-27
	44	Baramulla	15	8.818	Household waste water	Nil	River Jehlum	3 MLD STP Construction completed.
	45	Beerwah	5	1.244	Household waste water	Nil	Sukhnaag River	Dec-26
	46	Bijbehara	8	3.460	Household waste water	Nil	River Jehlum	Dec-26
	47	Budgam	6	2.330	Household waste water	Nil	Mamath Kull	Dec-26
	48	Chadoora	7	0.108	Household waste water	Nil	Dhhodh Ganga	Dec-26
	49	Charishairef	59	0.023	Household waste water	Nil	Near Pakribal open area	Dec-26
	50	Devsar	5	1.484	Household waste water	Nil	1. Nallah Malwani 2. Nallah Paphadan	Dec-26
	51	Dooru-Verinag	13	3.490	Household waste water	Nil	Sangran Nallah	Feb-27
	52	Frival	2	0.779	Household waste water	Nil	1. Lokti-Kul, 2. Buge-Kul	Dec-26
	53	Ganderbal	7	4.289	Household waste water	Nil	Sindh River	Jan-27

Drains								
PSA	Sl.No	ULB Name	Sewage and Sullage flowing in open drains (Storm water drains / concretised drains / unlined/katcha drains) (No. of drains)	Flow in each drain (MLD)	Quality Characteristics of effluent	Quantity of industrial effluent discharged in drain (MLD)	Final point of discharge of drain	Time bound action plan to prevent sewage discharge into drain
DULBK	54	Hajin	8	2.011	Household waste water	Nil	1. Janji Canal 2. Alikhur Canal 3. Bonikhan Canal	Jan-27
	55	Handwara	2	2.066	Household waste water	Nil	River Jhelum	Jan-27
	56	Khanshaib	6	0.399	Household waste water	Nil	Ghaas Koul.	Dec-26
	57	Khrew	2	1.496	Household waste water	Nil	Flood canal near Naqbal	Dec-26
	58	Kokernag	3	0.995	Household waste water	Nil	Watal Nallah, Thoie Nallah & Shakhsaz Nallah	Dec-26
	59	Kulgam	5	3.582	Household waste water	Nil	Brengi River	Feb-27
	60	Kunzer	1	2.968	Household waste water	Nil	Gaam Kull	Dec-26
	61	Tangmarg	1	0.300	Household waste water	Nil	Babul Kull	Dec-26
	62	Kupwara	4	3.307	Household waste water	Nil	Lolab Nallah	Mar-27
	63	Langate	3	1.000	Household waste water	Nil	Ganapora Kull	Dec-26
	64	Magam	8	0.831	Household waste water	Nil	Sukhnaag River	Dec-26
	65	Mattan	2	1.405	Household waste water	Nil	Mosh Kull	Dec-26
	66	Pahalgam	71	0.007	Household waste water	Nil	Lidder	Dec-26
	67	Pampore	5	3.294	Household waste water	Nil	River Jhelum	Mar-27

Drains								
PSA	Sl.No	ULB Name	Sewage and Sullage flowing in open drains (Storm water drains / concretised drains / unlined/katcha drains) (No. of drains)	Flow in each drain (MLD)	Quality Characteristics of effluent	Quantity of industrial effluent discharged in drain (MLD)	Final point of discharge of drain	Time bound action plan to prevent sewage discharge into drain
	68	Pattan	4	0.069	Household waste water	Nil	Para Mohalla Kul Khanday Mohalla Kul	Jan-27
	69	Pulwama	4	2.801	Household waste water	Nil	Dhobi Kull	Jan-27
	70	Qaziqund	7	1.500	Household waste water	Nil	1. Gagad Danji Ladh. 2. Basrath Ladh. 3. Dahgam Ladh.	Dec-26
	71	Seer-Hamdan	7	1.250	Household waste water	Nil	Mosh Kull	Dec-26
	72	Shopian	4	2.485	Household waste water	Nil	Roshni Nallah	Jan-27
	73	Sopore	10	9.281	Household waste water	Nil	River Jhelum	Aug-27
	74	Sumbal	2	2.285	Household waste water	Nil	River Jhelum	Jan-27
	75	Tral	6	2.711	Household waste water	Nil	Bud Kul	Jan-27
	76	Uri	4	1.423	Household waste water	Nil	River Jhelum	Dec-26
	77	Wattergam	9	1.066	Household waste water	Nil	Nallah Hamal	Dec-26
	78	Yaripora	2	1.841	Household waste water	Nil	Sonman Kaul	Jan-27
Cant. Board	79	Satwari Jammu	12	5.399	Household waste water	Nil	Ranbir Canal	Mar-27
Cant. Board	80	Badamibagh Srinagar	3	0.216	Household waste water	Nil	River Jhelum	Jun-27

Annexure K - Sewage Treatment and Utilization

PSA	ULB Name	Installed Treatment capacities of existing STPs (MLD)	Utilisation capacity of existing STPs (MLD)	Gap in sewage generation and treatment (MLD)	Time bound plan to set up new plants and operationalise (MLD)	Performance of STPs with reference to Standards	Final point of discharge of treated effluent	Level of Utilisation of Treated sewage	Sludge generation and its management
J&K as Whole		229.40	137.06	323.89					
SMC	Srinagar Municipal Corportaion	124.49	91.19	88.14	<p>1. 124.49 MLD Capacity STPs functional</p> <p>2.To narrow the treatment gap, following 4 STPs are under execution:</p> <p>-</p> <p>a. Doodh ganga(Package 1) of capacity 14 MLD using NGT funds. Work allotted, survey completed. Under designing stage.</p> <p>b. 30 MLD STP with 210 km sewerage network at Dal Lake under AMRUT2.0. Work allotted, survey complete. Under designing stage.</p> <p>c. 8 MLD under NRCP. Work allotted, survey complete. Under designing stage.</p> <p>d. 2.50 MLD STP at Chattabal under CAPEX. Work allotted. Survey & design under progress.</p>	Discharge norms and test report data attached	River Jhelum	Nil	Instructions given to mix dried sludge with organic waste for use as soil conditioner


PSA	ULB Name	Installed Treatment capacities of existing STPs (MLD)	Utilisation capacity of existing STPs (MLD)	Gap in sewage generation and treatment (MLD)	Time bound plan to set up new plants and operationalise (MLD)	Performance of STPs with reference to Standards	Final point of discharge of treated effluent	Level of Utilisation of Treated sewage	Sludge generation and its management
J&K as Whole		229.40	137.06	323.89					
JMC	Jammu Municipal Corporation	75	31.7	57.87	<p>Installed capacity of 75.0 MLD against sewage generation of 89.57 MLD. To further strengthen the existing sewerage management system following projects are completed/in pipeline:</p> <p>1. 2 no. works for completion of missing links in sewerage network at Rs. 63Cr under AMRUT 2.0. Will increase in utilization capacity by 10MLD Completion by March -2027</p> <p>2. 5 Nallahs diverted at Tawi River front by Jammu Smart city and,</p> <p>3. Two packages under execution - comprising 9 nallahs Interception & Diversion network - 70% completed & to be completed by December - 2026. Will increase utilization capacity by 20 MLD</p>	Discharge norms and test report data attached	River Tawi	Nil	Dried & stabilized and being used as a soil conditioner
	Akhnoor	0	0	3.15	Feb-27				
	Jourian	0	0	0.60	Dec-26				
	Khour	0	0	1.05	Dec-26				
	Ghomanhasan	0	0	0.60	Dec-26				
	R S Pura	0	0	2.31	Jan-27				
	Bishnah	0	0	1.63	Dec-26				
	Arnia	0	0	1.36	Dec-26				
	Kathua	0	0	9.09	Aug-27				
	Billawar	0	0	0.76	Dec-26				
	Basholi	0	0	0.83	Dec-26				
	Lakhanpur	0	0	0.53	Dec-26				

PSA	ULB Name	Installed Treatment capacities of existing STPs (MLD)	Utilisation capacity of existing STPs (MLD)	Gap in sewage generation and treatment (MLD)	Time bound plan to set up new plants and operationalise (MLD)	Performance of STPs with reference to Standards	Final point of discharge of treated effluent	Level of Utilisation of Treated sewage	Sludge generation and its management
J&K as Whole		229.40	137.06	323.89					
DULBJ	Parole	0	0	1.17	Dec-26				
	Hiranagar	0	0	1.26	Dec-26				
	Reasi	0	0	1.37	Dec-26				
	Katra	6.05	4.7	0.00	Dec-26				
	Doda	0	0	3.28	Feb-27				
	Bhaderwah	0	0	1.68	Dec-26				
	Thathri	0	0	0.23	Dec-26				
	Poonch	0	0	4.08	Mar-27				
	Surankote	0	0	1.02	Dec-26				
	Samba	0	0	1.93	Dec-26				
	Vijaypur	0	0	1.22	Dec-26				
	Bari-Brahmana	0	0	2.35	Jan-27				
	Ramgarh	0	0	0.85	Dec-26				
	Udhampur	14.8	6	6.76		Discharge norms and test report attached	Devika	Nil	Dried & stabilized and being used as a soil conditioner
	Ramnagar	0	0	0.95	Dec-26				
	Chenani	0	0	0.40	Dec-26				
	Kishtwar	0	0	2.26	Jan-27				
	Ramban	0	0	0.55	Dec-26				
	Banihal	0	0	0.59	Dec-26				
	Batote	0	0	0.66	Dec-26				
	Rajouri	0	0	4.48	Mar-27				
	Sunderbani	0	0	1.05	Dec-26				
	Nowshera	0	0	1.58	Dec-26				
Thanamandi	0	0	0.83	Dec-26					
Kalakote	0	0	0.36	Dec-26					
Achabal	0	0	0.96	Dec-26					
Anantnag	4	2	14.62		Discharge norms and test report attached	River Jhelum	Nil	Dried & stabilized and being used as a soil conditioner	
Ashmuqam	0	0	1.00	Dec-26					
Awantipora	0	0	1.92	Dec-26					
Bandipora	0	0	5.63	Aug-27					
Baramulla	3.06	0.06	8.76						
Beerwah	0	0	1.24	Dec-26					
Bijbehara	0	0	3.46	Dec-26					
Budgam	0	0	2.33	Dec-26					
Chadoora	0	0	0.98	Dec-26					
Charishairef	0	0	1.75	Dec-26					


PSA	ULB Name	Installed Treatment capacities of existing STPs (MLD)	Utilisation capacity of existing STPs (MLD)	Gap in sewage generation and treatment (MLD)	Time bound plan to set up new plants and operationalise (MLD)	Performance of STPs with reference to Standards	Final point of discharge of treated effluent	Level of Utilisation of Treated sewage	Sludge generation and its management
J&K as Whole		229.40	137.06	323.89					
DULBK	Devsar	0	0	1.48	Dec-26				
	Dooru-Verinag	0	0	3.49	Feb-27				
	Frival	0	0	0.78	Dec-26				
	Ganderbal	0	0	4.29	Jan-27				
	Hajin	0	0	2.01	Jan-27				
	Handwara	0	0	2.07	Jan-27				
	Khanshaib	0	0	0.40	Dec-26				
	Khrew	0	0	1.50	Dec-26				
	Kokernag	0	0	1.00	Dec-26				
	Kulgam	0	0	3.58	Feb-27				
	Kunzer	0	0	0.29	Dec-26				
	Tangrnarg	0	0	0.30	Dec-26				
	Kupwara	0	0	3.31	Mar-27				
	Langate	0	0	1.00	Dec-26				
	Magam	0	0	0.83	Dec-26				
	Mattan	0	0	1.40	Dec-26				
	Pahalgam	2	1.41	0.00	Dec-26	Discharge norms and test report attached	River Lidder	Nil	Dried & stabilized and being used as a soil conditioner
	Pampore	0	0	3.29	Mar-27				
	Pattan	0	0	2.97	Jan-27				
	Pulwama	0	0	2.80	Jan-27				
	Qaziqund	0	0	1.50	Dec-26				
Seer-Hamdan	0	0	1.25	Dec-26					
Shopian	0	0	2.49	Jan-27					
Sopore	0	0	9.28	Aug-27					
Sumbal	0	0	2.28	Jan-27					
Tral	0	0	2.71	Jan-27					
Uri	0	0	1.42	Dec-26					
Wattergam	0	0	1.07	Dec-26					
Yaripora	0	0	1.84	Jan-27					
Cant. Board	Satwari Jammu	0	0	4.31	Mar-27				
	Badamibagh Srinaga	0	0	7.48	Jun-27				

List of Recyclers

S.No	Name of the Recycler	Mobile No
1	Aam Trading Company	9419189226
2	Jai Durga Trading Company	9419113550
3	Noor Mahawal Traders	8899287315
4	Sahil Gupta and Brothers	9596884417
5	Hakeem and Company	7889618934
6	Shiv Bachan	9622155438
7	Parshotam Scrap Dealer	9055513737
8	Swastik Traders	9419217110
9	Naginder Yadav	9070549917
10	Vicky Salesman	6006833238
11	Sourav Mahajan	9596973515
12	Sabarjeet Singh	9149820147
13	Abdul Razzak	9622022314
14	Parveen Manhas	9419122314
15	Regional and Urban Develop agency	7006186409
List of Recyclers of Jammu Division		
1	Uflex limited, unit-1	8981938165
2	New S R Enterprises	9103781064
3	Ultimate flexipack Limited	9899480466
4	Jammu Plastic Pvt Ltd	9419184826
5	Lakshmi Plastic Industries	9419141557
6	Classic Packers	6005260940
7	Arjun Industries	9419169673


 Mission Director
 Swachh Bharat Mission
 Urban 2.0
 J&K U.T.

8	JD Rotoplast	9070000032
9	Citizen Plastics	9419141890
10	New Lucky Industry	7780934031
11	AM Industry	9419213591
12	Kashmir Standard Pharmacy	8803187475
13	Jammu Reprocessor	7780823011
14	Choudhary Plastics	9419199185
15	Universal Plastic Industries	9018923535
16	Munna Plastic Flaex	9086069412
17	Jack Pack Industries	9419199030
18	Alstrong Enterprises India Pvt Ltd Unit II	9419199213
19	Bharat Plastic	7006096636
20	Sahil Polypack	9419185523
21	Krishna Plastics	9622347237
22	Galaxy Industries	9419160607
23	Parmeshwar Plastic Scrap Grinding Co	9419142824
24	Shivam Polymers	9086083450
25	Indian Pollution control Association	9354528109
26	Kandhari beverages pvt Ltd	9163226000
27	Chiripal Poly films Limited	6358154730
28	Kuldeep Shahabadi	9419271920
List of Recyclers Kashmir Division		
1	Kashmir Recycling Edge, Shopian	7780819614
2	A G Enterprises, Srinagar	8801888015
3	Ewri Recycling India Pvt. Ltd. Srinagar	8493949647
	Green Recycling waste Management	7051550194
	Laxmi traders, Pulwama	7006632159


 Mission Director
 Swachh Bharat Mission
 Urban 2.0
 J&K U.T.

**Jammu and Kashmir
Pollution Control Committee**

chairman87jkspcb@gmail.com
membersecretaryjkspcb@gmail.com
0191 – 2472881, 2476925



Parivesh Bhavan, Forest Complex
Transport Nagar, Jammu, 180 006
Silk Factory Road
Rajbagh, Srinagar, 190 008

**All Cement Industrial Units,
Jammu/Kashmir.
(As per the list enclosed as Annexure I)**

No.: JKPC/Sc.-A/2025/1178-9200

Date: 15-09-2025

Sub: Directions under Section 5 of the Environment (Protection) Act 1986- Utilization of Refused Derived Fuel by Cement kilns.

Whereas, “**refused derived fuel**” (RDF) means fuel derived from combustible waste fraction of solid waste like plastic, wood, pulp or organic waste, other than chlorinated materials, in the form of pellets or fluff produced by drying, shredding, dehydrating and compacting of solid waste;

Whereas, **Co-processing** is a more environmentally friendly and sustainable method of waste disposal as compared to land filling and incineration because of reduced emissions and no residue after the treatment. Co-processing refers to the use of waste materials in industrial processes as alternative fuels or raw material (AFR) to recover energy and material from them. Due to the high temperature in cement kiln, different types of wastes can be effectively disposed without harmful emissions.

Whereas, Solid Waste Management Rules, 2016 mandate usage of RDF by cement kilns as prescribed in following provisions:

- i. **Rule 15 (v) (b):** waste to energy processes including refused derived fuel for combustible fraction of waste or supply as feedstock to solid waste-based power plants or cement kilns;
- ii. **Rule 18 Duties of the industrial units located within one hundred km from the refused derived fuel and waste to energy plants based on solid waste:** All industrial units using fuel and located within one hundred km from a solid waste based refused derived fuel plant shall make arrangements within six months from the date of notification of these rules to replace at least five percent of their fuel requirement by refused derived fuel so produced.
- iii. **Rule 21 (2):** High calorific wastes shall be used for co-processing in cement or thermal power plants.

Whereas, **Guidelines on Extended Producer Responsibility for Plastic packaging, 2022** reads as under:

“**End of Life disposal**” means using plastic waste for generation of energy and includes co-processing (e.g., in cement kilns) or waste to oil or for road construction as per Indian Road Congress guidelines, etc.;

Handwritten signature/initials

Whereas, it has been recommended in the **Guidelines on usage of RDF in various Industries, 2018 (Ministry of Housing and Urban Affairs)**

“The cement plant located within 400 km from a solid waste-based RDF plant shall make necessary arrangements to utilize RDF in the following phase wise manner at price fixed by State Government: -

- i) Replace at least 6% of fuel intake, within one year from the date of amendment of these rules (equivalent calorific value/Thermal Substitution Rate) by Municipal Solid Waste based SCF and/or RDF, subject to the availability of RDF.*
- ii) Replace at least 10% of fuel intake within two years from the date of amendment of these rules (equivalent calorific value/Thermal Substitution Rate) by Municipal Solid Waste based SCF and/or RDF, subject to the availability of RDF.*
- iii) Replace at least 15% of its fuel intake within three years from the date of amendment of these rules (equivalent calorific value/Thermal Substitution Rate) by Municipal Solid Waste based SCF and/or RDF, subject to the availability of RDF.”*

The transport cost for SCF/RDF up to 100 km from the cement plant shall be borne by cement plant, however, beyond 100 km cement plant can transport at its own cost or by ULBs as mutually agreed upon by the parties.

Whereas, **Chapter 8** of Guidelines on Usage of RDF in various Industries envisages as under:

8.2 RDF Users- Cement plants and waste to energy plants

The RDF users shall clearly define the RDF specification (as per the standards defined in section 5) and can enter into long term agreement with RDF suppliers. The cement plant using RDF requires additional equipment which will depend on a number of factors such as:

- (i) type and number of RDFs that are to be used*
- (ii) the final envisaged TSR at the cement plant*
- (iii) the design of the existing facilities at the cement plants*
- (iv) the design of the kiln (kiln type) with regard to the details of the RDF feed, combustion and lining of the calciner*

While several existing components within the cement plant can be used (e.g., the weighbridge for the incoming trucks, assumed to be already available), other components need to be constructed in addition to the existing components at a cement plant.

Whereas, relevant provisions laid under **Guidelines for Co-processing of Plastic waste in Cement kilns, 2017** by CPCB are briefed as under:

4.2 Infrastructural Requirement for Plastics Co-processing:

Every cement plant will have to have a separate feeding arrangement for undertaking coprocessing of AFRs. In case it already has one on the calciner or kiln inlet, then the same

can be utilized for plastics as well. However, if it does not have any on the calciner or kiln inlet, then the same needs to be set up. This feeding facility will consist of proper covered storage along with conveying mechanism to move plastic waste from storage area to kiln. This can be manual or can be automatic. The manual one consists of winch and hopper arrangement and conveyor belts arrangements. At the feed point, it is desired that equipment such double flap valves, shut off gates etc. are implemented to ensure uniform feed and safety in operation. The feeding facility shall also be equipped with a lab to carry out the calorific value, ash content, moisture content and chloride content.

4.4 Operating Conditions:

- Feeding of plastic waste is not to be carried out during kiln start up and kiln shut down conditions.
- Feeding of plastic waste needs to be initiated only after the kiln attains its stable operating conditions.
- The Feeding of plastic waste should not be continued in case the continuous emission monitoring system (CEMS) is not connected with CPCB and SPCB servers. Feeding of plastic waste should be discontinued in case the emission values are not complying with the prescribed emission standards for co-processing of incinerable waste (Annexure II). It is necessary to depute trained person in the cement plant to handle whole operation of co-processing of incinerable waste including plastic waste.
- The cement plants shall ensure that the emission parameters are monitored as per the prescribed monitoring protocol provided by regulatory bodies like CPCB, SPCB/PCC and MoEFCC.
- Cement plants shall maintain proper records with regard to the amount of plastic waste received, stored and co-processed.

5.0 Business Model for Success of Co-processing:

Following are the major income and expenditure items involved in the business model of the cement kiln co-processing solution. The viability of the co-processing of RDF in the cement plant would depend upon following:

3. For Cement Plants

Income Items	Expenditure Items
1) Tipping Fees to cement plant by Municipality / PPP Operator.	1) Market coordination
2) Substitution benefit derived by cement plant due to the replacement of traditional raw materials and fuels by RDF	2) Purchase price of RDF
	3) Laboratory assessment
	4) Handling and storage
	5) Pre-processing
	6) Co-processing
	7) Production impact due to moisture, ash, chlorine etc.
	8) Traditional fuel consumption increase
	9) Interest and Depreciation etc.

Case:3 RDF generated by Cement plant

In this case, the conversion of Segregated Combustible fraction (SCF) into Refused Derived Fuel (RDF) is carried out by the cement plant at the cement plant site. This involves setting up of the pre-processing facility having storage, shredding and blending operation and also the coprocessing facility. Therefore, cement plant must make a reasonable profit to pay off these investments. At the cement plant level, the income streams are tipping fee & the savings due to reduction in use of coal and the expenditures are cost of RDF handling & management, cost of co-processing, cost due to production loss and pre-processing cost. Transportation cost is considered at Rs. 3 / T with full charge for return empty load and distance between processing plant and cement plant is 100 Km.

Conclusions:


- 1) *The above illustrations and discussions demonstrate that there is a feasible business model on which the cement kilns can come forward to manage RDF from MSW on a large scale. To achieve this large scale management of RDF from MSW, following are the specific requirements.*
- 2) *The economic viability of the pre and co-processing of RDF in cement kilns depends substantially on the quality of the same on as received basis at the cement plant gate.*
- 3) *Most of the countries including BASEL CONVENTION have provided the BAT status to the cement kiln co-processing technology for effective and environmentally sound management of wastes.*
- 4) *Co-processing provides the waste management solution without any waste to worry about in future.*
- 5) *It has been demonstrated globally and also in India (through >75 successful coprocessing trials) that co-processing provides environmentally sound and ecologically sustaining disposal of a variety of wastes starting from simple ETP sludge to most complex POPs including the hazardous ones.*
- 6) *If the cement plants have to undertake large scale co-processing activity to solve the MSW problem faced in the country, then they have to make investments of more than Rs. 25 Cr to 30 Cr per million TPA clinker manufacturing capacity while operating at a TSR level of about 15%.*
- 7) *To encourage this kind of investment, cement kilns be provided the same grants and subsidies that are extended to the waste management project operators.*
- 8) *Use of RDF by cement plants will not only help reduce the waste management problem but also it will help reduce GHG emissions, reduce foreign exchange outgo on account of reduced coal imports and conserve the coal reserves of the country.*
- 9) *Where facilities are available, this model can be initiated to work as a demonstration project for the stakeholders including cement plants and waste management companies.*

971

- 10) At other locations, a pilot scheme can be worked out with the involvement of an existing MSW project operator of a town and nearby cement plant. The map of the location of cement plants in the country is attached.
- 11) Capacity building of the MSW project operators on proper segregation of the combustible fraction and also on producing right quality RDF is essential.
- 12) Cement plants need to analyze and define the quantum of RDF that they can co-process in their cement kiln with minimum changes in their process & infrastructure.

Now therefore, in view of the above position of law, and in exercise of powers under Section 5 of the Environment (Protection) Act 1986, Section 33-A of the Water (Prevention & Control of Pollution) Act, 1974 and 31-A of Air (Prevention & Control of Pollution) Act, 1981, the following directions are hereby issued to the **Occupiers listed in Annexure I**:

- i. The Occupier shall ensure installation of requisite pollution control devices for usage of RDF.
- ii. The Occupier shall enter into agreement with concerned local body/waste processing unit for lifting and usage of RDF generated by it/them in Cement plant.
- iii. Cement kiln unit shall ensure replacement of 5-15% of its fuel intake by RDF.
- iv. Cement kiln unit shall acknowledge receipt of directions as above and submit an Action Taken Report to J&K PCC within 30 days from date of issuance of these directions.


(Vasu Yadav) 15/9/25
Chairman
15/9

Copy to the:-

- 1) Commissioner/Secretary to the Government, Housing and Urban Development Department, Civil Secretariat, Jammu/Srinagar.
- 2) Commissioner/Secretary to the Government, Department of Forest, Ecology and Environment, Civil Secretariat, Jammu/Srinagar.
- 3) Commissioner/Secretary to the Government, Industries and Commerce Department, Civil Secretariat, Jammu/Srinagar.
- 4) Commissioner, Municipal Corporation, Jammu/Srinagar.
- 5) Regional Director, J&K Pollution Control Committee, Jammu/Kashmir for further follow-up action.
- 6) Director, Urban Local Bodies, Jammu/Kashmir.

List of Cement Units in J&K (District Wise)		
District	S.No.	Name of the Unit (M/s)
Srinagar	1	Trumboo Cement Industries Pvt Ltd, Madhwin Khunmoh, Srinagar
	2	Khyber Cement Industries Pvt Ltd, Tulpow Khunmoh Srinagar
	3	Khyber Industries Pvt Ltd., Tulpow Khunmoh Srinagar
	4	Saifco Cements Pvt. Ltd. Saman Khunmoh Srinagar
Pulwama	5	Jammu & Kashmir Cements, Khrew Pulwama
	6	Dawar Cements Pvt Ltd. Chakdura Khrew, Distt Pulwama
	7	Itifaq Cements Pvt Ltd. Khrew Pulwama
	8	Cemtac Cements Private Ltd, Sulnar, Saturnmarg, Khrew, Distt Pulwama
	9	Trumboo Industries Pvt. Ltd. Khrew Pulwama
	10	H K Cement Pvt. Ltd. Khrew Pulwama
Udhampur	11	Uma Cements, IID Centre Battal Ballian, Udhampur
	12	Shree Ram Industries IID, Centre Battal Ballian, Udhampur
Kathua	13	Satyam Cements, Rakh Jalphar Kathua
	14	Ganpati Cements, SICOP Industrial Area Kathua
	15	Rajasthan Cement Industries, Industrial Estate, SICOP, Kathua
	16	Chattan Cements, SICOP Industrial Estate, Kathua

16th Meeting of SBM-U National Advisory and Review Committee (NARC)
Record of the proceedings

Time: 12:30 – 01.30 P.M

Date: 29th January, 2026

The 16th Meeting of NARC was chaired by the Secretary, HUA in the presence of members of the Committee and the respective Principal Secretary / Secretary (UD) and/or State Mission Directors for SBM-U in States whose Action Plans/ proposals were considered by the NARC. List of participants is at **Annexure**.

2. The proceedings commenced with National Mission Director and JS-SBM (U) welcoming all the participants, post which all participants were taken through the following agenda items for the meeting:

(Agenda item - 1). (1). Action Taken Report (ATR) against Minutes of the 15th NARC Meeting held on 23rd December, 2025.

No.	Agenda	Decision taken	Action taken
1.	Confirmation of proceedings of 14 th NARC meeting held on 28 th March, 2025	Proceedings of 14 th NARC meeting held on 28 th March, 2025 was shared with all the Members of NARC. Copy of the minutes of the same was again placed before the NARC for information and perusal	--
2.	Ratification of Central Fund (CS) released to State Govts. after the last 15 th NARC meeting held on 23 rd December, 2025	NARC ratified the CS funds released to 2 UTs i.e. A&N islands & Dadra, daman & Nagar haveli amounting to ₹9.20 Cr, SPARASH expenditure of States/UTs under Toilets, UWM, SWM, IEC and CB component amounting to ₹1135.57 Cr along with expenditure incurred ₹50.65 Cr since the last meeting of 15 th NARC held on 23 rd December, 2025.	--
3.	Presentation of 'Action Plan' by Principal Secretaries/ Mission Directors of 13 States in respect of proposals submitted by them for Central Share (CS) funds release under various component of SBM-U 2.0.	Principal Secretaries/ Mission Directors of 13 States presented their Action plans/proposals for approval of Central Share (CS) funds release in 15 th NARC. NARC deliberated and approved the CS for Action plans/ proposals of 9 States and didn't	--

974

		consider the action plans of Ladakh, J&K, Tamil Nadu and Kerala.	
4.	<u>Discussion with the States:</u> Action plans received from the States of Delhi, Jammu & Kashmir & Tamil Nadu is under discussion / detailed examination before these are formally placed for approval before NARC.	<u>Delhi:</u> A proposal has been received for establishment of 4 WtE plants at Okhla, Narela-Bhawana, Singhola and Bhalswa with total designed capacity of 5100 TPD.	An in-principle approval has been conveyed to UT on 02.01.2026. The MCD vide letter dt. 10.10.2025 requested DDA to provide ₹396.12 Cr under UDF for elimination of these dumpsites. However, it is proposed that fresh waste processing facilities funded through UDF.
		<u>Jammu & Kashmir:</u> Revision of action plans of SWM in which the State/UT Govt. have requested for Utilisation of the savings of ₹37.25 Cr amongst the ULBs.	The State Govt. has submitted a clarification which is under examination.
		<u>Tamil Nadu:</u> Additional funds for construction of 6000 Aspirational toilets in the State in spite of 3,700 Aspirational toilets already approved so far. The State was apprised of the fact that it has already claimed CS funds of ₹136.97 Cr i.e. additional CS funds of ₹24.47 Cr against mission allocation of ₹112.50 Cr.	The State Government is advised to submit a proposal with the concerned component proposed to be dropped / de-scoped under UWM component for taking up additional projects under Toilet component

975

5	<p>Dumpsite Remediation Accelerator Programme (DRAP) - To address the growing challenge of garbage mountains and ensure fast track implementation of "Lakshya Zero Dumpsites", Swachh Bharat Mission – Urban 2.0 has come up with the targeted yearlong initiative 'Dumpsite Remediation Accelerator Programme (DRAP).</p>	<p>It is proposed that an amount upto a maximum of ₹3,000 crores can be claimed for this initiative out of the unclaimed funds over and above funds already approved for the States/UTs towards remediation of legacy waste in their cities based on specific micro plans submitted for this purpose.</p>	<p>Six teams have been formed for scrutiny of the proposals received. In all, 52 proposals have been received which are found to be incomplete. Only such proposals which are found to be in order will be taken up in the 16th NARC.</p>
6	<p>Clean Himalayan Hill Cities Initiative - An initiative aimed at addressing solid waste management and sanitation challenges faced by cities and towns of the ecologically fragile Himalayan region owing to its terrain, climate, scattered settlements, limited infrastructure, and seasonal tourism has been taken up in the form of Clean Himalayan Hill Cities (CHHC) Initiative for North East States, Hilly States of Uttarakhand, Himachal Pradesh, Ladakh and Jammu & Kashmir and also 4 cities of West Bengal i.e. (Darjeeling, Kalimpong, Siliguri, Mirik and Kurseong etc.).</p>	<p>It is proposed that funds amounting to ₹1,000 crores may be earmarked for the initiative. Out of earmarked funds the additional central share funding of ₹337.46 crores already approved by NARC to these States may be accommodated out of the CHHC fund.</p>	<p>Proposals, which are found to be in order will be taken up in the 16th NARC.</p>

NARC accepted the ATR on the decisions taken in 15th NARC Meeting.

(Agenda item - 2). Confirmation and action taken on proceedings of the 15th NARC held on 23rd December, 2025.

Proceedings of 15th NARC meeting held on 23rd December, 2025 been shared with all the members of NARC as well as with the participating States. The action taken report is submitted in point no. 1 above.

NARC accepted the confirmation of receipt of the proceeding of the 15th NARC Meeting.

976

Agenda item - 3. Ratification of Central Share (CS) funds released since the last (15th) NARC Meeting held on 23rd December, 2025.

The CS fund release to State Govt.'s and UT's made after the last meeting of the 15th NARC held on 23rd December, 2025 are detailed under. The fund release has been made with the concurrence of IFD and due approval of Secretary (HUA)-cum-Chairman NARC. The component wise funds were released to the following States as given under:

-

Sl. No.	Date of Release	State	Central share released	Component
1	SPARSH Expenditure	29 States	171.75 Cr	Different components like Toilets, UWM, SWM, IEC & CB
2	Expenditure incurred out of Office Expenses / Other Administrative Expenses object head		4.37 Cr	Establishment/IEC & CB of MoHUA

NARC ratified the CS funds releases/expenditure of ₹171.75 crores to the States/UTs and other expenditure incurred out of Office Expenses / Other Administrative Expenses on various IEC & CB activities of ₹4.37 crores since the 15th NARC Meeting held on 23rd December, 2025.

Agenda item - 4 – Presentation of Action Plan by States in respect of proposals submitted by them for Central Share (CS) funds release under various component of SBM-U 2.0.

JS (SBM) welcomed Secretary (HUA) and all the participants from various Ministries/Departments and States/UTs. The Committee was apprised that out of total allocation of ₹32,609 Cr earmarked for the States/UTs, action plans of ₹28,841 Cr have already been approved. It is also brought to the notice that total funds amounting to ₹4886.12 crores are available for utilization towards various initiatives proposed to be under taken under SBM-U 2.0 which includes Dumpsite Remediation Acceleration Programme (DRAP) and the proposed Clean Hill Cities initiatives

Presentation by States:**(1). Ladakh****Attendees –****Shri Sanjit Rodrigues, Secretary, HUDD****Sh. Moses Kunzang, State Mission Director**

977

The Committee was apprised that the State has submitted their action plans under UWM component which involves – Sewage Treatment Plants of 0.3 MLD with total project cost of ₹7.52 crores in respect of Kargil ULB.

The action plan has been re-submitted considering the observations raised in the 15th NARC meeting and has been approved.

As regards SWM, the UT has submitted its action plan for Municipal Solid Waste with total project cost of ₹20.37 crores in respect of Leh ULB. As per the gap analysis the central share amount works out to be ₹2.97 crores.

The Secretary UD, Ladakh however, requested to consider the total cost of ₹20.37 crores as it will not be feasible to implement the project with the cost of ₹2.97 crores.

The JS(SBM) directed CPHEEO to re-examine the matter in consultation with the UT. The matter has been discussed with the UT by the CPHEEO and it was conveyed to the UT of Ladakh that the DPR towards the entire cost projected by the UT has to be submitted before any approval is allowed/accorded by MoHUA.

The UT also submitted its action plan under Capacity Building component with project cost of ₹2.96 crores. The mission allocation for UT under CB component is ₹1.48 crores only. However, Secretary HUA directed to consider the entire project cost of ₹2.96 crores under CB component.

NARC approved Action Plans – UWM - ₹ 5.36 crores {CS - ₹5.36 crores}, CB – ₹2.96 Cr {CS - ₹2.96 Cr} – Details placed at Annex.

(2). Dadar & Nagar Haveli and Daman & Diu (DDNH)

Attendees –

Joint Secretary UDD - Shri Sangram Shinde, Chief Officer, Silvassa Municipal Council

The Committee was informed that for DDNH, out of mission allocation of ₹31.20 Cr, action plans of ₹29.17 Cr (93.49%) have already been approved.

The UT submitted its action plan under IEC-BCC and CB component with project cost of ₹1.50 crores and ₹0.70 crore respectively. The action plan is approved with central share of ₹1.50 crores and ₹0.70 crore under IEC-BCC and CB component respectively.

NARC approved Action Plans – IEC - ₹1.50 crores {CS - ₹1.50 crores}, CB – ₹0.70 Cr {CS - ₹0.70 Cr} – Details placed at Annex.

(3). Kerala**Attendees –****Smt. Anupama TV, Special Secretary, Local Self-Government Department, Kerala**

The Committee was informed that against mission allocation of ₹875.10 Cr for Kerala, action plans of ₹218.20 Cr (~25%) have already been approved.

The Committee was apprised that the State has submitted their action plans under UWM component for 12 Mobile treatment unit for 12 ULBs, 1 Desludging vehicle for 1 ULBs, FSTP (135 KLD) for 12 ULBs with total project cost of ₹8.79 crores. The action plan has been examined and approved for FSTP (135 KLD) for 12 ULBs, 1 Desludging vehicle for 1 ULBs with total cost of ₹3.39 crores and central share of ₹1.62 crores.

The State has also submitted its revised proposal revised action plan under toilet construction component which was earlier approved with total project cost of ₹151 crores and central share of ₹51.15 crores. The revised plan involves construction of 20,737 Individual Household Latrines (IHHLs), 3,719 seats of Public Toilets, 1,320 seats of Asp. Public Toilets, 593 seats of Community Toilets and 2,606 Urinals in 93 ULBs with total project cost of ₹ 168.23 crores and central share of ₹56.29 crores. The action plan is approved with central share of ₹56.29 crores (₹51.40 crores (mission allocation) + ₹4.89 crores (additional share)).

The State has submitted revised action plan under SWM component includes compost plant (3.70 TPD), Biogas plant (5.5 TPD), CBG plant (85 TPD), MRF / RDF (18.54 TPD), legacy waste remediation (11,678 MT) and additional legacy waste remediation (70,183 MT). The said plans are with project cost of ₹69.343 Cr and Central Share of ₹23.64 Cr. The State has also included VGF support for Waste to Electricity plant at Ernakulam (project cost - ₹27 crores) and Palakkad (project cost - ₹27.45 crores).

For Palakkad, CBG Plant (48.42 TPD) with project cost of ₹15.49 Cr, in principle approval was given by JS(SBM). However, directed that the PPP financial modalities for this project may be examined before deciding the central share admissible as per existing provision.

NARC approved Action Plans – UWM - ₹3.39 Cr {CS - ₹1.7}, SWM - ₹69.343 crores {CS - ₹ 23.64 crores}, Toilets Construction - ₹168.23 Cr {CS – ₹56.29 (CA - ₹51.4 Cr plus Addl. CA - ₹4.89 Cr} - Details placed at Annex.

Additional requirement of the State as per approvals accorded
Toilet Construction – ₹4.89 Cr – To be met out of floating fund.

(4). Rajasthan**Attendees –****Shri Juiker Pratik Chandrashekhar, State Mission Director**

The Committee was informed that against mission allocation of ₹1765.80 Cr for Rajasthan, action plans of ₹1720.80 Cr (~97%) have already been approved.

The Committee was apprised that the State has submitted their action plans for newly created 79 ULBs under SWM component for compost plant (project cost ₹28 Cr; CS - ₹14 Cr), MRF cum RDF (project cost - ₹13.20 Cr; CS - ₹6.60 Cr), SLF (project cost - ₹5.5 Cr; CS - ₹2.75 Cr), Legacy Waste (project cost - ₹42.52 Cr; CS - ₹21.26 Cr) and addl. Legacy Waste for 24 ULBs (project cost ₹469.98 Cr, CS - ₹135.90 Cr). The projects were in-principle approved with total project cost of ₹559.20 crores and CS of ₹180.51 Cr, however, since the balance left to claim under SWM component is ₹36.44 crores. The State has de-notified 6 ULBs with total project cost of ₹11.40 Cr and central share of ₹5.70 Cr. The savings of these 6 ULBs will also be added to the balance allocation. So overall balance allocation is ₹42.14 Cr. and the central share of the said projects is restricted to balance mission allocation of ₹42.14 crores.

The State has also submitted its action plan under UWM component with total project cost of ₹335.21 crores and central share of ₹167.61 crores. The projects were in-principle approved with total project cost of ₹174.29 crores and Central Share of ₹87.145 Cr, however, since the balance left to claim under UWM component is ₹23.38 crores, the central share of the said projects is restricted to ₹23.38 crores.

Under toilet construction component, the state has submitted action plan covering 79 new ULBs with total project cost of ₹57.61 crores and central share of ₹18.97 crores. The projects were in-principle approved with total project cost of ₹57.61 crores, however, since there is no balance left to claim under toilet construction component, so the central share is restricted to Central Share amount of ₹69.72 Cr. i.e. Mission allocation of ₹54.90 Cr and additional allocation already approved amount of ₹14.82 Cr.

NARC approved Action Plans – SWM - ₹559.20 Cr, CS - ₹180.51 Cr {restricted to balance CS of ₹36.44 Cr}, UWM - ₹174.29 Cr, CS-₹87.145 Cr {restricted to balance CS of ₹23.38 Cr}, Toilets Construction - ₹57.61 Cr {CS – ₹0} - Details placed at Annex.

(5). Uttarakhand:**Attendees:****Shri Badoni, State Mission Director****Shri Vinod Giri Goswami, Director UADD**

The Committee was informed that against mission allocation of ₹343.40 Cr, action plans of ₹127.41 Cr (~37%) have already been approved.

Under SWM component, the State has submitted action plan for remediation of legacy waste in 1 ULB (Manglaur) with total project cost of ₹1.34 crores with central share of ₹1.21 crores.

NARC approved Action Plans – SWM - ₹1.34 Cr {CS – ₹1.21}. Details placed at Annex.

(6). Odisha**Attendees-****State Mission Director - Shri Binay Kumar Dash**

The committee was apprised that out of mission allocation of ₹821.40 Cr, action plans of ₹769.32 Cr (94%) have only been approved.

The State Government has furnished their revised proposal under SWM component. Earlier the gap in wet waste processing towards 1555 TPD was approved. Under the revised plan, the State Government proposed to de-scope 150 TPD of wet waste for 30 ULBs as mentioned during the NARC meeting. The State has also submitted their action plan under dry waste and legacy waste remediation along with procurement of mechanical road sweepers out of which legacy waste for 27 ULBs and 1 Dry MRF of 3.81 TPD have approved by NARC.

NARC has the note of descopeing of 30 ULBs having 150 TPD as requested by the State Mission Director. State is requested to provide the list of all 30 ULBs to be descopeed along with their approved capacities and a certificate of non utilisation of funds sanctioned earlier.

NARC approved Action Plans – SWM - ₹12.02 Cr {CS – ₹5.957}. Details placed at Annex.

(7). Delhi**Attendees-****Shri Manish Jain Excn****Shri Mula Singh Excn****Shri KK Sharma (CE)**

The committee was apprised that out of mission allocation of ₹1192.60 Cr, action plans of ₹1140.57 Cr (96%) have only been approved.

The UT submitted proposal for VGF support for development of fresh waste solid waste management facility and disposal of by-products at Bhalswa, Singhola, Narela-Bawana & Okhla with total project cost of ₹80.35 cr.

An in-principal approval for said proposal was given by MoHUA & the proposal was forwarded to Delhi Division for consideration for funding under UDF Delhi. The Delhi Division have asked the MCD to submit the proposal in accordance with the provisions applicable under UDF.

(8). Jammu & Kashmir**Attendees-****Shri Devansh Yadav, State Mission Director**

The Committee was informed that against mission allocation of ₹429.90 Cr, action plans of ₹666.95 Cr (~155%) have already been approved.

The Committee was apprised that the State has submitted revised action plans under SWM component with the project cost of ₹37.25 crores as detailed below:

1. Plant & Machinery (For processing Fresh waste) - ₹17 Cr
2. Fresh waste processing Waste Unit at Udhampur (75 TPD)- ₹5 Cr
3. Construction of SLF in DULB, Jammu / Kashmir on Cluster Basis – ₹12.5 Cr
4. Utilization of savings from the legacy waste for ₹22.01 Cr. in the Legacy Waste project of JMC at ₹7 Cr. & DULB J/K ₹15.01 Cr.

The proposal for re-appropriation under SWM component was approved by NARC.

(9). Tamil Nadu**Attendees –****Dr. D. Karthikeyan, PS-UD**

The Committee was informed that against mission allocation of ₹3296.70 Cr, action plans of ₹3261.36 Cr (~99%) have been approved.

The State submitted a revised action plan under toilet component with a total project cost of ₹609 crores and central share of ₹196 crores.

During 15th NARC, the State was advised to provide details and justification for the additional funds requested. The State requested to meet the costs under sanitation component through re-appropriation of funds from UWM component. The State Government is advised to submit a proposal with the concerned component proposed to be dropped / de-scoped under UWM component for taking up additional projects under Toilet component.

The revised proposal submitted by the State Government has submitted just a day before the NARC meeting and therefore, it was decided to place the matter before the next NARC after detailed examination.

(10). Karnataka

Attendees –

Shri. Tushar Girinath, Additional Chief Secretary, Urban Development Department, GoK

Shri. Maheshwar Rao, Chief Commissioner, Greater Bengaluru Authority Limited

Dr. Selvamani R., State Mission Director, SBM - GoK

Shri. Kari Gowda. CEO, Bengaluru Solid Waste Management Limited

It was informed that out of mission allocation of ₹2245.30 Cr, action plans of ₹2163.66 Cr (~96%) have been approved.

The State submitted action plan for scientific capping of Laxmipura & Bingipura dumpsites under BBMP under SWM component with total project cost of ₹59.60 Cr. The state has submitted a clarification that the proposed capping has also been approved by the State Polluting Control Board (SPCB).

JS(SBM), however advised that the state may take adequate steps to ensure that the scientific capping of these two dumpsites is done in accordance with the established principles.

As regards setting up of a leachate treatment plant for treatment and disposal of legacy leachate at the Mittaganahalli dumpsite, JS (SBM) emphasized the need for clear and credible utilization plans for the proposed leachate treatment ETP. JS(SBM) also highlighted that capital expenditure should not be incurred for one-time use without long-term operational relevance and in-principle acceptance of the proposal may be considered only after submission and examination of the detailed utilization plan. Secretary HUA also directed to submit the revised proposal with utilization of the plant in future.

983

Agenda item - 5 – Dumpsite Remediation Action Plan (DRAP)

So far, 55 proposals have been received from 64 ULBs covered under DRAP. Out of which 64 ULBs, 40 ULBs have requested for additional support. After examination, 13 proposals of Karnataka were only recommended for coverage under DRAP.

DRAP Proposals placed/considered in the NARC									
Figures in Crores									
Sl. No.	State	Name of ULB	DRA P ULBs	Prop osal Rec e ived	Prop osals recom mende d	Reco m Mend ed Qty in lakh MT	Proj ect Cost	Gen tral Share	Remarks
1	Karnataka		28	28	9				
		Afzalpur				0.04	0.22	0.11	
		Bellary				0.38	2.09	0.69	
		Bhadrawathi				0.035	0.19	0.06	
		HDMC, Hosayallapur				0.46	2.53	0.84	
		Mandya				0.15	0.825	0.28	
		Mysore				1.69	9.295	3.10	
		Raichur				0.46	2.53	0.84	
		Sidhanuru				0.06	0.33	0.17	
		Sirsi				0.05	0.275	0.14	
		Total				3.325	18.285	6.23	
2	Himachal Pradesh								
		Dharamsala	1	1	1	0.112	0.618	0.56	
3	Bihar		8	7	2				
		Bhagalpur				0.82	4.51	1.50	
		Dhanapur				0.56	3.06	1.02	
4	Manipur								
		Thoubal Municipal Council	1	1	1	0.11	0.60	0.54	
		Total			13	4.927	27.073	9.85	

JS (SBM) however directed that the concerned proposals shall also include all measures for capturing all the details of remediation through real-time monitoring. Any financial assistance in the matter will be examined subject to such provisions made.

984

FINAL PROPOSALS APPROVED IN THE 16th NARC**Annexure**

Sl. No.	State	Details	Toilets	UWM	SWM	IEC	CB	Total	Remarks
1	Ladakh	Project Cost		5.36			1.48	6.84	Revised Proposal
		Central Share		5.36			1.48	6.84	
2	Dadar & Nagar Haveli and Daman & Diu	Project Cost				1.50	0.70	2.20	
		Central Share				1.50	0.70	2.20	
3	Kerala	Project Cost	168.23	3.39	69.343			240.963	Under Toilet comp. over and above mission allocation of Rs.51.4 Cr approved.
		Central Share	4.89	1.69	23.64			30.22	
4	Rajasthan	Project Cost	57.61	174.29	559.20			791.10	Under Toilet comp. CS of 18.97 Cr approved for newly created ULBS, but the CS is restricted to Mission allocation. In respect of UWM CS approved is Rs.87.145 Cr, but the amount is restricted to balance allocation of Rs.23.38 Cr. Under SWM component CS approved is Rs.180.51 Cr and it is restricted to balance allocation of Rs.36.44 Cr
		Central Share		23.38	36.44			59.82	
5	Uttarakhand	Project Cost			1.34			1.34	
		Central Share			1.21			1.21	
6	Odisha	Project Cost			12.02			12.02	
		Central Share			5.957			5.957	
Total Project Cost			225.84	183.04	641.90	1.50	2.18	1054.46	
Total Central Share			4.89	30.43	67.247	1.50	2.18	106.25	
DRAP proposal approved for ₹9.85 Crores.									
Total approval in 16 th NARC - ₹116.10 Crores									

The Meeting ended with vote of thanks for the Chair.

Geo-tagged photographs of MRF

Municipal Committee Bhaderwah- MRF shed partially damaged




Municipal Committee Kalakote – MRF shed partially damaged.



Municipal Council Udhampur- Approach Road Damaged



Municipal Committee R. S. Pura – MRF and Compost pits Damaged





To
Chief Executive Officer
Municipal Council Doda,
Jammu and Kashmir

21st October 2025

Sub: Disposal of RDF from dumpsite/landfill remediation work through bioremediation and biomining legacy waste in Doda - Reg.

In this connection, it is submitted that we have disposed of RDF through M/s Yok Solutions Pvt. Ltd. at M/s Suchi Paper Mills Ltd., 589/2, Bistrakh Road Chhapraula, GB Nagar, Uttar Pradesh, for co-processing and use as AFR. The service order and consequent disposal details, along with truck details, are attached for your ready reference.

This is for your information and further necessary action.

Thanks and Regards

For WEVOIS LABS PVT. LTD.

@bhis

DIRECTOR

WeVOIS





988

YOK SOLUTIONS PVT LTD

A STEP TOWARDS NET ZERO WASTE

To
WeVois Labs Private Limited
293, Heera Nagar-A,
Jaipur, Rajasthan 302021

25th October 2024

Subject: Acknowledgment of RDF Disposal Work Order – AC/ACE/1610503990

Dear Sir,

We acknowledge the receipt of the Service Order (AC/ACE/1610503990) dated 23.09.2024, for the disposal of Un-Shredded RDF with a quantity of 1200 MT at the rate of Rs. 5850/- PMT.

We confirm our acceptance of the terms and conditions outlined, including:

- Compliance with the required specifications: Maximum Moisture (24%), Minimum GCV (3500 kcal/kg), and Maximum Ash (20%).
- Responsibility for unloading at our site.
- Inclusive transportation charges and adherence to all statutory requirements.
- Delivery and safety regulations as stated in the order.

We understand that no EPR certificate will be issued against this Service Order and we need to provide you with Delivery Challans as the RDF is transported. Additionally, we are prepared to comply with all safety, environmental, and statutory obligations as outlined.

We appreciate your trust in Yok Solutions and assure you of our commitment to fulfilling the order efficiently.

Please let us know if further details or clarifications are needed.

Thanks and Regards

For Yok Solutions Pvt. Ltd.

Ralita
Director

For WEVOIS LABS PVT. LTD.
@bhish
DIRECTOR



989

YOK SOLUTIONS PVT LTD

A STEP TOWARDS NET ZERO WASTE

To

17th October 2025

WeVois Labs Private Limited

293, Heera Nagar-A,

Jaipur, Rajasthan 302021

Subject: Details of RDF Disposal from Doda Site - AC/ACE/1610503990 - Reg.

Dear Sir,

We hereby formally confirm the completion of the shifting and transportation of the designated 423 metric tons of Refuse-Derived Fuel (RDF) from the Doda Bioremediation Dumpsite. The process was concluded on August 8th, 2025, subsequent to the proper leveling and restoration of the site, in full compliance with the terms and conditions stipulated in our service order vide AC/ACE/1610503990, dated 23/09/2024.

The RDF shall be utilized strictly in accordance with the prescribed quality parameters, as communicated, which include Maximum Moisture (24%), Minimum GCV (3500 kcal/kg), and Maximum Ash (20%). Any material that fails to conform to these specified quality standards shall be subject to additional charges, calculated on a pro-rata basis, as per the pricing structure determined by the end consumer, M/s Globe Panel Industries India Pvt Ltd., Haryana. The details of the transportation are attached hereunder for your ready reference.

No.	Date (Sent)	Date (Received)	Truck No.	Weight (MT)	From	To
1	31st Jul 2025	1st Aug 2025	HR 58 C 8958	29.652	Akramabad Dumpsite, Doda	M/s Suchi Paper Mills Ltd., 589/2, Bistrakh Road Chhapraula, GB Nagar, Uttar Pradesh
2	31st Jul 2025	1st Aug 2025	HR 59 C 3037	29.305	Akramabad Dumpsite, Doda	M/s Suchi Paper Mills Ltd., 589/2, Bistrakh Road Chhapraula, GB Nagar, Uttar Pradesh
3	31st Jul 2025	1st Aug 2025	HR 58 C 5372	30.148	Akramabad Dumpsite, Doda	M/s Suchi Paper Mills Ltd., 589/2, Bistrakh Road Chhapraula, GB Nagar, Uttar Pradesh
4	1st Aug 2025	2nd Aug 2025	HR 58 D 6297	29.216	Akramabad Dumpsite, Doda	M/s Suchi Paper Mills Ltd., 589/2, Bistrakh Road Chhapraula, GB Nagar, Uttar Pradesh
5	1st Aug 2025	2nd Aug 2025	HR 58 D 6197	30.164	Akramabad Dumpsite, Doda	M/s Suchi Paper Mills Ltd., 589/2, Bistrakh Road Chhapraula, GB Nagar, Uttar Pradesh
6	2nd Aug 2025	3rd Aug 2025	HR 58 D 9097	29.037	Akramabad Dumpsite, Doda	M/s Suchi Paper Mills Ltd., 589/2, Bistrakh Road Chhapraula,

| Address: 1027, Tower 4, DLF Capital Greens, Shivaji Marg, Karampura, Delhi - 110 015 |

| Mobile Number: +91 84930 14938 | Email: yokolutions.info@gmail.com |



YOK SOLUTIONS PVT LTD

A STEP TOWARDS NET ZERO WASTE

						GB Nagar, Uttar Pradesh
7	2nd Aug 2025	3rd Aug 2025	HR 58 C 4697	30.202	Akramabad Dumpsite, Doda	M/s Suchi Paper Mills Ltd., 589/2, Bistrakh Road Chhapraula, GB Nagar, Uttar Pradesh
8	2nd Aug 2025	3rd Aug 2025	HR 58 C 6725	29.602	Akramabad Dumpsite, Doda	M/s Suchi Paper Mills Ltd., 589/2, Bistrakh Road Chhapraula, GB Nagar, Uttar Pradesh
9	2nd Aug 2025	3rd Aug 2025	HR 58 C 2637	30.737	Akramabad Dumpsite, Doda	M/s Suchi Paper Mills Ltd., 589/2, Bistrakh Road Chhapraula, GB Nagar, Uttar Pradesh
10	3rd Aug 2025	4th Aug 2025	HR 58 D 6697	29.100	Akramabad Dumpsite, Doda	M/s Suchi Paper Mills Ltd., 589/2, Bistrakh Road Chhapraula, GB Nagar, Uttar Pradesh
11	3rd Aug 2025	4th Aug 2025	HR 58 C 5372	29.280	Akramabad Dumpsite, Doda	M/s Suchi Paper Mills Ltd., 589/2, Bistrakh Road Chhapraula, GB Nagar, Uttar Pradesh
12	3rd Aug 2025	4th Aug 2025	HR 59 C 3037	29.309	Akramabad Dumpsite, Doda	M/s Suchi Paper Mills Ltd., 589/2, Bistrakh Road Chhapraula, GB Nagar, Uttar Pradesh
13	3rd Aug 2025	4th Aug 2025	HR 58 C 8958	29.597	Akramabad Dumpsite, Doda	M/s Suchi Paper Mills Ltd., 589/2, Bistrakh Road Chhapraula, GB Nagar, Uttar Pradesh
14	4th Aug 2025	5th Aug 2025	HR 58 C 2007	30.147	Akramabad Dumpsite, Doda	M/s Suchi Paper Mills Ltd., 589/2, Bistrakh Road Chhapraula, GB Nagar, Uttar Pradesh
15	4th Aug 2025	5th Aug 2025	HR 58 C 4270	30.213	Akramabad Dumpsite, Doda	M/s Suchi Paper Mills Ltd., 589/2, Bistrakh Road Chhapraula, GB Nagar, Uttar Pradesh
16	5th Aug 2025	6th Aug 2025	HR 58 D 6297	29.833	Akramabad Dumpsite, Doda	M/s Suchi Paper Mills Ltd., 589/2, Bistrakh Road Chhapraula, GB Nagar, Uttar Pradesh
17	5th Aug 2025	6th Aug 2025	HR 58 D 6197	30.109	Akramabad Dumpsite, Doda	M/s Suchi Paper Mills Ltd., 589/2, Bistrakh Road Chhapraula, GB Nagar, Uttar Pradesh
18	6th Aug 2025	7th Aug 2025	HR 58 C 4697	29.937	Akramabad Dumpsite, Doda	M/s Suchi Paper Mills Ltd., 589/2, Bistrakh Road Chhapraula, GB Nagar, Uttar Pradesh
19	6th Aug 2025	7th Aug 2025	HR 58 C 6725	30.331	Akramabad Dumpsite, Doda	M/s Suchi Paper Mills Ltd., 589/2, Bistrakh Road Chhapraula, GB Nagar, Uttar Pradesh
20	6th Aug 2025	7th Aug 2025	HR 58 C 2637	29.288	Akramabad Dumpsite, Doda	M/s Suchi Paper Mills Ltd., 589/2, Bistrakh Road Chhapraula, GB Nagar, Uttar Pradesh

| Address: 1027, Tower 4, DLF Capital Greens, Shivaji Marg, Karampura, Delhi - 110 015 |

| Mobile Number: +91 84930 14938 | Email: yoksolutions.info@gmail.com |



991

YOK SOLUTIONS PVT LTD

A STEP TOWARDS NET ZERO WASTE

We have mutually agreed that no EPR certificate will be issued against this Service Order, and we need to provide you with Delivery Challans as and when the RDF is utilised by M/s Suchi Paper Mills Ltd. Additionally, we are prepared to comply with all safety, environmental, and statutory obligations as outlined.

We appreciate your trust in Yok Solutions and assure you of our commitment to fulfilling the order efficiently.

Please let us know if further details or clarification are needed.

Thanks and Regards

For Yok Solutions Pvt. Ltd.

Ralita
— **Director**



RECYCLING CERTIFICATE

Certificate No. EEWC/2023-24/869

Date: 15/12/2023

This is to certify that we have received the following quantities of 3987.14MT of Post Consumer RDF Plastic Packaging from M/s Lord Shiva Enterprises, Gohana From Waste processing Site Kathua During the period 09-06-2023 to 30-11-2023. We are a SPCB registered recycler with PWM registration no PR-23-GUJ-09- AAHFE2845A-22. We certify that the above mentioned material is in our secure custody at our Sr. No. 163/P, KSD Garbage Station, Nr. Aji Dam Chowkdi, By Pass Road, Tal: Lodhika, Dist: Rajkot, Gujarat – 360003 facility and the same will be recycled within 90 days as per SPCB norms under Plastic Waste Management Rules, 2016.

FOR,

EARTH ENVIRO WASTECARE
(UNIT : 2 RAJKOT WORKS)



AUTHORISED SIGNATORY
(RAJESHBHAI)
DATE :- 15/12/2023

Reg. Office:

12, Kshama Society, Nr. Dharamnagar,
A.K.Road, Surat – 395008, Gujarat
Mobile: +91 93744 28028

Earth Enviro WasteCare

website: www.zerowastebharat.com
email: info@zerowastebharat.com

Recycling Centre

Raiyadhar Garbage Station.
KSD Garbage Station.
Rajkot (Gujarat)

Dumpsite/ Landfill Remediation through Bio Mining of Leagacy waste in MC Kathua, Jammu

M/s Lord Shiva Enterprises, Gohana

	VEHICLE NO	DRIVER	MATERIAL	COMM ODITY	SOURCE	GROSS WEIGHT kg	DATE	TIME	TARE WEIGHT kg	DATE	TIME	TOTAL CHRG	NET WEIGHT kg
2259	TIPPER	MANIVEER	RDF			28955	8/6/2023	10:31	12085	8/6/2023	9:16	0	16870
2260	TIPPER	RAVI	RDF			28520	8/6/2023	10:43	11980	8/6/2023	9:24	0	16540
2261	TIPPER	MOHIT	RDF			29025	8/6/2023	10:53	12865	8/5/2023	9:32	0	16160
2262	TIPPER	NARINDER	RDF			28835	8/6/2023	11:05	13055	8/6/2023	9:41	0	15780
2263	TIPPER	SONU	RDF			29310	8/6/2023	11:28	12935	8/6/2023	9:50	0	16375
2264	TIPPER	MANGAL	RDF			28810	8/6/2023	11:54	12795	8/6/2023	10:01	0	16015
2265	TIPPER	KARAN	RDF			29305	8/6/2023	12:22	12815	8/6/2023	10:08	0	16490
2266	TIPPER	AMAN	RDF			28730	8/6/2023	12:50	13015	8/6/2023	10:15	0	15715
2267	TIPPER	VARINDER	RDF			29105	8/6/2023	13:25	12750	8/6/2023	10:21	0	16355
2268	TIPPER	RAJISH	RDF			28930	8/6/2023	16:00	12410	8/6/2023	14:21	0	16520
2269	TIPPER	SUMIT	RDF			28755	8/6/2023	16:21	13025	8/6/2023	14:30	0	15730
2270	TIPPER	RAVINDER	RDF			28810	8/6/2023	16:45	12730	8/6/2023	14:38	0	16080
2271	TIPPER	BALIVER	RDF			27990	8/6/2023	17:07	12525	8/6/2023	14:51	0	15465
2272	TIPPER	JASSIVER	RDF			28595	8/6/2023	17:32	13130	8/6/2023	15:03	0	15465
2273	TIPPER	MANJEET	RDF			29030	8/6/2023	17:53	12685	8/6/2023	15:13	0	16345
2274	TIPPER	SURJEET	RDF			28490	8/6/2023	18:18	13215	8/6/2023	15:22	0	15275
2275	TIPPER	KULDEEP	RDF			28705	8/6/2023	18:45	12805	8/6/2023	15:33	0	15900
					8/6/2023	489.9	767.448		216.82				273.08

Dumpsite/ Landfill Remediation through Bio Mining of Leagacy waste in MC Kathua, Jammu

M/s Lord Shiva Enterprises, Gohana

	VEHICLE NO	DRIVER	MATERIAL	COMM ODITY	SOURCE	GROSS WEIGHT kg	DATE	TIME	TARE WEIGHT kg	DATE	TIME	TOTAL CHRG	NET WEIGHT kg
2276	TIPPER	MANGAL	RDF			28715	8/7/2023	9:27	12360	8/7/2023	9:06	0	16355
2277	TIPPER	KULBIR	RDF			28905	8/7/2023	9:55	13145	8/7/2023	9:35	0	15760
2278	TIPPER	RANVIR	RDF			28570	8/7/2023	10:22	12755	8/7/2023	10:03	0	15815
2279	TIPPER	RINKU	RDF			29360	8/7/2023	10:51	13250	8/7/2023	10:31	0	16110
2280	TIPPER	NARINDER	RDF			28755	8/7/2023	11:20	12535	8/7/2023	10:58	0	16220
2281	TIPPER	TARUN	RDF			29450	8/7/2023	11:50	13095	8/7/2023	11:26	0	16355
2282	TIPPER	ROHIT	RDF			28785	8/7/2023	12:17	12625	8/7/2023	11:56	0	16160
2283	TIPPER	DEEPAK	RDF			28850	8/7/2023	12:45	13330	8/7/2023	12:23	0	15520
2284	TIPPER	PARVEEN	RDF			29435	8/7/2023	13:14	13410	8/7/2023	12:51	0	16025
2285	TIPPER	RAHUL	RDF			28750	8/7/2023	14:34	12410	8/7/2023	14:13	0	16340
2286	TIPPER	NARINDER	RDF			28760	8/7/2023	15:08	13640	8/7/2023	14:45	0	15120
2287	TIPPER	RAVINDER	RDF			29285	8/7/2023	15:50	13160	8/7/2023	15:21	0	16125
2288	TIPPER	PARVINDER	RDF			28590	8/7/2023	16:26	12735	8/7/2023	16:00	0	15855
2289	TIPPER	DEEP	RDF			28930	8/7/2023	17:00	13085	8/7/2023	16:35	0	15845
2290	TIPPER	KULVINDER	RDF			29580	8/7/2023	17:41	12855	8/7/2023	17:09	0	16725
					8/7/2023	434.72			194.39				240.33

Dumpsite/ Landfill Remediation through Bio Mining of Legacy waste in MC Kathua, Jammu

M/s Lord Shiva Enterprises, Gohana

ST	VEHICLE NO	DRIVER	MATERIAL	COMM ODITY	SOURCE	GROSS WEIGHT kg	DATE	TIME	TARE WEIGHT kg	DATE	TIME	TOTAL CHRG	NET WEIGHT kg
2291	TIPPER	RAJINDER	RDF			28850	8/8/2023	10:18	13080	8/8/2023	9:54	0	15770
2292	TIPPER	PAWAN	RDF			29630	8/8/2023	10:46	13465	8/8/2023	10:25	0	16165
2293	TIPPER	HAPPY	RDF			29025	8/8/2023	11:20	12885	8/8/2023	10:56	0	16140
2294	TIPPER	MANVEER	RDF			28770	8/8/2023	11:53	12960	8/8/2023	11:32	0	15810
2295	TIPPER	DEEPAK	RDF			28955	8/8/2023	12:22	12895	8/8/2023	12:00	0	16060
2296	TIPPER	AJAY	RDF			29740	8/8/2023	12:54	13310	8/8/2023	12:33	0	16430
2297	TIPPER	JAGBIR	RDF			29410	8/8/2023	14:30	13155	8/8/2023	14:05	0	16255
2298	TIPPER	SACHIN	RDF			28945	8/8/2023	14:58	13205	8/8/2023	14:38	0	15740
2299	TIPPER	SAHIL	RDF			29340	8/8/2023	15:30	12980	8/8/2023	15:08	0	16360
2300	TIPPER	LALIT	RDF			28990	8/8/2023	16:01	12830	8/8/2023	15:41	0	16160
2301	TIPPER	JASSIVER	RDF			28845	8/8/2023	16:30	13305	8/8/2023	16:09	0	15540
2302	TIPPER	KULDEEP	RDF			29135	8/8/2023	17:02	13240	8/8/2023	16:38	0	15895
2303	TIPPER	SANDEEP	RDF			29735	8/8/2023	17:35	13105	8/8/2023	17:12	0	16630
2304	TIPPER	SUMAN	RDF			28590	8/8/2023	18:12	13210	8/8/2023	17:48	0	15380
2305	TIPPER	NAVEEN	RDF			28690	8/8/2023	18:50	13085	8/8/2023	18:20	0	15605
2306	TIPPER	PARDEEP	RDF			29625	8/8/2023	19:12	12895	8/8/2023	18:41	0	16730
					8/8/2023	466.275			209.605				256.67

Dumpsite/ Landfill Remedlation through Blo Mining of Leagacy waste in MC Kathua, Jammu

M/s Lord Shiva Enterprises, Gohana

	VEHICLE NO	DRIVER	MATERIAL	COMM ODITY	SOURCE	GROSS WEIGHT kg	DATE	TIME	TARE WEIGHT kg	DATE	TIME	TOTAL CHRG	NET WEIGHT kg
2307	TIPPER	DEEPAK	RDF			28965	8/9/2023	9:42	12680	8/9/2023	9:21	0	16285
2308	TIPPER	RAJESH	RDF			29135	8/9/2023	10:17	13260	8/9/2023	9:53	0	15875
2309	TIPPER	NARINDER	RDF			29180	8/9/2023	10:50	13340	8/9/2023	10:25	0	15840
2310	TIPPER	RAJU	RDF			29515	8/9/2023	11:20	13510	8/9/2023	10:59	0	16005
2311	TIPPER	SACHIN	RDF			28920	8/9/2023	11:51	12870	8/9/2023	11:28	0	16050
2313	TIPPER	RAHUL	RDF			29105	8/9/2023	12:41	13210	8/9/2023	12:20	0	15895
2314	TIPPER	SURANDER	RDF			28790	8/9/2023	13:10	13315	8/9/2023	12:49	0	15475
2315	TIPPER	BALVIR	RDF			28595	8/9/2023	14:36	12935	8/9/2023	14:05	0	15660
2316	TIPPER	HAPPY	RDF			29035	8/9/2023	14:58	13055	8/9/2023	14:27	0	15980
2317	TIPPER	MANDEEP	RDF			28595	8/9/2023	15:30	12760	8/9/2023	15:07	0	15835
2318	TIPPER	SONU	RDF			28905	8/9/2023	16:01	13415	8/9/2023	15:40	0	15490
2319	TIPPER	AJIT	RDF			29120	8/9/2023	16:32	12985	8/9/2023	16:07	0	16135
2320	TIPPER	MANGAL	RDF			29175	8/9/2023	17:00	13340	8/9/2023	16:41	0	15835
2322	TIPPER	SOMBIR	RDF			28655	8/9/2023	18:03	12875	8/9/2023	17:40	0	15780
2323	TIPPER	JATINDER	RDF			29430	8/9/2023	18:36	13155	8/9/2023	18:12	0	16275
					8/9/2023	435.12			196.705				238.415

997

Dumpsite/ Landfill Remediation through Bio Mining of Leagacy waste in MC Kathua, Jammu

M/s Lord Shiva Enterprises, Gohana

	VEHICLE NO	DRIVER	MATERIAL	COMM ODITY	SOURCE	GROSS WEIGHT kg	DATE	TIME	TARE WEIGHT kg	DATE	TIME	TOTAL CHRG	NET WEIGHT kg
2324	TIPPER	MANJEET	RDF			28645	8/10/2023	9:58	13240	8/10/2023	9:36	0	15405
2325	TIPPER	RAHUL	RDF			29275	8/10/2023	10:30	13305	8/10/2023	10:07	0	15970
2326	TIPPER	SANJAY	RDF			28695	8/10/2023	11:01	12935	8/10/2023	10:41	0	15760
2327	TIPPER	KULDEEP	RDF			28935	8/10/2023	11:35	12990	8/10/2023	11:09	0	15945
2328	TIPPER	VIJAY	RDF			29535	8/10/2023	12:08	13410	8/10/2023	11:42	0	16125
2329	TIPPER	MANVIR	RDF			29240	8/10/2023	12:46	12885	8/10/2023	12:21	0	16355
2330	TIPPER	BRINDER	RDF			28705	8/10/2023	13:13	12990	8/10/2023	12:53	0	15715
2331	TIPPER	RAVINDER	RDF			28625	8/10/2023	14:33	13130	8/10/2023	14:09	0	15495
2332	TIPPER	BANTY	RDF			28735	8/10/2023	15:06	13200	8/10/2023	14:45	0	15535
2334	TIPPER	KULVINDER	RDF			29275	8/10/2023	15:46	13260	8/10/2023	15:21	0	16015
2335	TIPPER	SOHIL	RDF			29680	8/10/2023	16:20	12865	8/10/2023	15:55	0	16815
2336	TIPPER	SURANDER	RDF			28830	8/10/2023	16:52	13195	8/10/2023	16:31	0	15635
2337	TIPPER	ASHOK	RDF			28535	8/10/2023	17:22	13405	8/10/2023	17:01	0	15130
2338	TIPPER	RAJAT	RDF			29680	8/10/2023	17:57	12920	8/10/2023	17:31	0	16760
2339	TIPPER	PARDEEP	RDF			29080	8/10/2023	18:33	12995	8/10/2023	18:08	0	16085
					8/10/2023	435.47			196.725				238.745

A

Dumpsite/ Landfill Remediation through Bio Mining of Legacy waste in MC Kathua, Jammu

M/s Lord Shiva Enterprises, Gohana

	VEHICLE NO	DRIVER	MATERIAL	COMM ODITY	SOURCE	GROSS WEIGHT kg	DATE	TIME	TARE WEIGHT kg	DATE	TIME	TOTAL CHRG	NET WEIGHT kg
2341	TIPPER	SANDEEP	RDF			29210	8/11/2023	10:02	13260	8/11/2023	9:40	0	15950
2342	TIPPER	PARDEEP	RDF			28815	8/11/2023	10:33	12985	8/11/2023	10:11	0	15830
2343	TIPPER	SOMVIR	RDF			29345	8/11/2023	11:06	12925	8/11/2023	10:41	0	16420
2344	TIPPER	KAMAL	RDF			29270	8/11/2023	11:35	13070	8/11/2023	11:14	0	16200
2345	TIPPER	PARVINDER	RDF			29685	8/11/2023	12:10	13455	8/11/2023	11:47	0	16230
2346	TIPPER	MANGAL	RDF			29905	8/11/2023	12:43	12925	8/11/2023	12:20	0	16980
2347	TIPPER	KARAN	RDF			29130	8/11/2023	13:15	13305	8/11/2023	12:52	0	15825
2348	TIPPER	AJIT	RDF			28790	8/11/2023	14:33	13500	8/11/2023	14:07	0	15290
2349	TIPPER	DEEP	RDF			29325	8/11/2023	15:01	13165	8/11/2023	14:41	0	16160
2350	TIPPER	MANJEET	RDF			28810	8/11/2023	15:34	13195	8/11/2023	15:14	0	15615
					8/11/2023	292.285			131.785				150.5

3373	TIPPER	RAVINDER	RDF			27410	10/15/2023	18:33	8285	10/15/2023	17:41	0	19125
3374	TIPPER	SOMVIR	RDF			26155	10/15/2023	18:45	8245	10/15/2023	17:45	0	17910
3375	TIPPER	VARINDER	RDF			25260	10/15/2023	18:58	8215	10/15/2023	17:50	0	17045
3376	TIPPER	BALJIT	RDF			25565	10/15/2023	19:15	8250	10/15/2023	17:57	0	17315
3377	TIPPER	VISHAL	RDF			25715	10/15/2023	19:31	8175	10/15/2023	18:00	0	17540
3378	TIPPER	KULBIR	RDF			25655	10/15/2023	19:48	8155	10/15/2023	18:05	0	17500
3380	TIPPER	LALIT	RDF			25785	10/15/2023	20:05	8150	10/15/2023	18:09	0	17535
3381	TIPPER	PARDEEP	RDF			26120	10/15/2023	20:24	8160	10/15/2023	18:15	0	17960
					10/15/2023	207.665			65.635				142.03

999

Dumpsite/ Landfill Remediation through Bio Mining of Legacy waste in MC Kathua, Jammu

M/s Lord Shiva Enterprises, Gohana

	VEHICLE NO	DRIVER	MATERIAL	COMM ODITY	SOURCE	GROSS WEIGHT kg	DATE	TIME	TARE WEIGHT kg	DATE	TIME	TOTAL CHRG	NET WEIGHT kg
4733	HIWA	RAHUL	RDF			29770	11/17/2023	18:57	13270	11/17/2023	18:26	0	16500
4739	HIWA	ANIT	RDF			28955	11/17/2023	19:26	12455	11/17/2023	18:32	0	16500
4740	HIWA	AJAY	RDF			29600	11/17/2023	19:52	13075	11/17/2023	18:39	0	16525
4741	HIWA	MONU	RDF			29705	11/17/2023	20:24	12175	11/17/2023	18:44	0	17530
4742	HIWA	KAMAL	RDF			29685	11/17/2023	20:52	13150	11/17/2023	19:47	0	16535
4743	HIWA	RAVI	RDF			28985	11/17/2023	21:21	14035	11/17/2023	19:51	0	14950
					11/17/2023	176.7			78.16				98.54

4818	TIPPER	BANTY	RDF			29120	11/19/2023	18:55	12090	11/19/2023	18:01	0	17030
4819	TIPPER	SUMIT	RDF			29850	11/19/2023	19:07	12035	11/19/2023	18:05	0	17815
4820	TIPPER	RAHUL	RDF			29865	11/19/2023	19:18	12015	11/19/2023	18:09	0	17850
4821	TIPPER	MANJEET	RDF			29780	11/19/2023	19:44	12130	11/19/2023	18:15	0	17650
4822	TIPPER	MANVIR	RDF			29730	11/19/2023	20:06	11395	11/19/2023	18:26	0	18335
4823	TIPPER	VIKAS	RDF			29910	11/19/2023	20:30	12350	11/19/2023	18:30	0	17560
4824	TIPPER	BALBIR	RDF			29865	11/19/2023	20:51	13020	11/19/2023	18:34	0	16845
4825	TIPPER	DHARMINDER	RDF			29905	11/19/2023	21:25	12120	11/19/2023	18:41	0	17785
4826	TIPPER	VIPPEN	RDF			29880	11/19/2023	21:43	13020	11/19/2023	18:46	0	16860
4827	TIPPER	RAJBIR	RDF			29910	11/19/2023	22:05	13050	11/19/2023	18:50	0	16860
					11/19/2023	297.815			123.225				174.59

Dumpsite/ Landfill Remediation through Bio Mining of Legacy waste in MC Kathua, Jammu
M/s Lord Shiva Enterprises, Gohana

	VEHICLE NO	DRIVER	MATERIAL	COMM ODITY	SOURCE	GROSS WEIGHT kg	DATE	TIME	TARE WEIGHT kg	DATE	TIME	TOTAL CHRG	NET WEIGHT kg
4886	TIPPER	SUMIT	RDF										
4887	TIPPER	RAHUL	RDF			29815	11/20/2023	19:33	12065	11/20/2023	18:40	0	17750
4888	TIPPER	MANOJ	RDF			29865	11/20/2023	19:43	12620	11/20/2023	18:44	0	17245
4889	TIPPER	SAHIL	RDF			29915	11/20/2023	19:53	12410	11/20/2023	18:47	0	17505
4890	TIPPER	VIKAS	RDF			29595	11/20/2023	20:07	12065	11/20/2023	18:54	0	17530
4891	TIPPER	VISHAL	RDF			29960	11/20/2023	20:20	12330	11/20/2023	18:58	0	17630
4892	TIPPER	RAJBIR	RDF			29785	11/20/2023	20:37	12650	11/20/2023	19:02	0	17135
4893	TIPPER	BAJJEET	RDF			29835	11/20/2023	20:53	12410	11/20/2023	19:06	0	17425
4894	TIPPER	RAJINDER	RDF			29795	11/20/2023	21:08	12505	11/20/2023	19:11	0	17290
4895	TIPPER	HARDEEP	RDF			29905	11/20/2023	21:26	12135	11/20/2023	19:17	0	17770
4896	TIPPER	AMIRJEET	RDF			29825	11/20/2023	21:44	12710	11/20/2023	19:20	0	17115
					11/20/2023	328.27			12495	11/20/2023	19:26	0	17480
									136.395				191.875

4959	TIPPER	MANDEEP	RDF										
4960	TIPPER	NARINDER	RDF			29875	11/21/2023	19:19	12095	11/21/2023	18:26	0	17780
4961	TIPPER	JAGBIR	RDF			29930	11/21/2023	19:30	12610	11/21/2023	18:31	0	17320
4962	TIPPER	SUNIL	RDF			29785	11/21/2023	19:44	12410	11/21/2023	18:33	0	17375
4963	TIPPER	VIKAS	RDF			29890	11/21/2023	19:59	12510	11/21/2023	18:37	0	17380
4964	TIPPER	DEEPAK	RDF			29655	11/21/2023	20:16	12220	11/21/2023	18:41	0	17435
4966	TIPPER	RAJINDER	RDF			29715	11/21/2023	20:37	12630	11/21/2023	18:45	0	17085
4967	TIPPER	DEEPAK	RDF			29915	11/21/2023	20:59	12400	11/21/2023	18:50	0	17515
4968	TIPPER	AMIT	RDF			29875	11/21/2023	21:19	12715	11/21/2023	18:53	0	17160
4968	TIPPER	AMIT	RDF			29950	11/21/2023	21:42	12195	11/21/2023	18:57	0	17755
4969	TIPPER	SACHIN	RDF			29865	11/21/2023	22:00	12510	11/21/2023	19:02	0	17355
4970	TIPPER	MOHIT	RDF			29715	11/21/2023	22:20	12435	11/21/2023	19:07	0	17280
					11/21/2023	328.17			136.73				191.44

Dumpsite/ Landfill Remediation through Bio Mining of Legacy waste in MC Kathua, Jammu
M/s Lord Shiva Enterprises, Gohana

	VEHICLE NO	DRIVER	MATERIAL	COMM ODITY	SOURCE	GROSS WEIGHT kg	DATE	TIME	TARE WEIGHT kg	DATE	TIME	TOTAL CHRG	NET WEIGHT kg
5033	TIPPER	SUMIT	RDF										
5034	TIPPER	MANDEEP	RDF			29885	11/22/2023	19:05	12360	11/22/2023	18:12	0	17525
5038	TIPPER	RAJINDER	RDF			29915	11/22/2023	19:16	12090	11/22/2023	18:16	0	17825
5039	TIPPER	AKHIL	RDF			29845	11/22/2023	19:30	12425	11/22/2023	18:32	0	17420
5040	TIPPER	DAVINER	RDF			29775	11/22/2023	19:50	12610	11/22/2023	18:34	0	17165
5041	TIPPER	KAMALJEET	RDF			29905	11/22/2023	20:08	12710	11/22/2023	18:39	0	17195
5042	TIPPER	NARINDER	RDF			29500	11/22/2023	20:30	12440	11/22/2023	18:44	0	17060
5043	TIPPER	ROHIT	RDF			29495	11/22/2023	20:48	12025	11/22/2023	18:48	0	17470
5044	TIPPER	RAVINDER	RDF			29210	11/22/2023	21:08	12590	11/22/2023	18:56	0	16620
5045	TIPPER	MANGAL	RDF			29565	11/22/2023	21:46	12405	11/22/2023	21:17	0	17160
5046	TIPPER	KULDEEP	RDF			29915	11/22/2023	22:02	12605	11/22/2023	21:21	0	17310
					11/22/2023	29990	11/22/2023	22:21	12195	11/22/2023	21:26	0	17795
						327			136.455				190.545

5111	TIPPER	NANOJ	RDF			29905	11/23/2023	19:38	12365	11/23/2023	18:45	0	17540
5112	TIPPER	SAHIL	RDF			29845	11/23/2023	19:48	12165	11/23/2023	18:49	0	17680
5113	TIPPER	VINIT	RDF			29935	11/23/2023	20:00	12295	11/23/2023	18:51	0	17640
5114	TIPPER	RAVI	RDF			29815	11/23/2023	20:14	12410	11/23/2023	18:56	0	17405
5115	TIPPER	SONU	RDF			29780	11/23/2023	20:28	12290	11/23/2023	19:00	0	17490
5116	TIPPER	AJAY	RDF			29955	11/23/2023	20:43	12575	11/23/2023	19:04	0	17380
5117	TIPPER	SOMVIR	RDF			29860	11/23/2023	21:00	12215	11/23/2023	19:08	0	17645
5118	TIPPER	RAJBIR	RDF			29880	11/23/2023	21:21	12330	11/23/2023	19:14	0	17550
5119	TIPPER	KULBIR	RDF			29905	11/23/2023	21:39	12810	11/23/2023	19:18	0	17095
5120	TIPPER	RAHUL	RDF			29780	11/23/2023	21:58	12605	11/23/2023	19:24	0	17175
5121	TIPPER	DEEPAK	RDF			29940	11/23/2023	22:17	12260	11/23/2023	19:28	0	17680
					11/23/2023	328.6			136.32				192.28

Dumpsite/ Landfill Remediation through Bio Mining of Legacy waste in MC Kathua, Jammu
M/s Lord Shiva Enterprises, Gohana

	VEHICLE NO	DRIVER	MATERIAL	COMM ODITY	SOURCE	GROSS WEIGHT kg	DATE	TIME	TARE WEIGHT kg	DATE	TIME	TOTAL CHRG	NET WEIGHT kg
5184	TIPPER	SUNIL	RDF			29975	11/24/2023	19:52	12195	11/24/2023	18:51	0	17780
5185	TIPPER	SUMIT	RDF			29815	11/24/2023	20:00	12305	11/24/2023	18:54	0	17510
5186	TIPPER	BALIT	RDF			29905	11/24/2023	20:16	12260	11/24/2023	18:57	0	17645
5187	TIPPER	SURJIT	RDF			29875	11/24/2023	20:34	12335	11/24/2023	19:01	0	17540
5188	TIPPER	ROHIT	RDF			29865	11/24/2023	20:49	12440	11/24/2023	19:06	0	17425
5189	TIPPER	KULDEEP	RDF			29790	11/24/2023	21:06	12285	11/24/2023	19:13	0	17505
5190	TIPPER	VIKAS	RDF			29910	11/24/2023	21:26	12395	11/24/2023	19:18	0	17515
5191	TIPPER	SANDEEP	RDF			29980	11/24/2023	21:42	12500	11/24/2023	19:21	0	17480
5192	TIPPER	SACHIN	RDF			29795	11/24/2023	22:01	13020	11/24/2023	19:26	0	16775
5193	TIPPER	RAJBIR	RDF			29925	11/24/2023	22:18	13150	11/24/2023	19:31	0	16775
5194	TIPPER	RAJINDER	RDF			29855	11/24/2023	22:37	12590	11/24/2023	19:35	0	17265
5195	TIPPER	RAVINDER	RDF			29945	11/24/2023	22:54	12625	11/24/2023	19:41	0	17320
					11/24/2023	358.635			150.1				208.535

5258	TIPPER	KULBIR	RDF			29940	11/25/2023	19:47	11965	11/25/2023	18:46	0	17975
5259	TIPPER	SUNIL	RDF			29665	11/25/2023	19:55	11985	11/25/2023	18:51	0	17680
5262	TIPPER	RAHUL	RDF			29935	11/25/2023	20:11	12195	11/25/2023	19:04	0	17740
5263	TIPPER	VIKRANT	RDF			29855	11/25/2023	20:26	12260	11/25/2023	19:07	0	17595
5264	TIPPER	PARVEEN	RDF			29910	11/25/2023	20:41	12145	11/25/2023	19:11	0	17765
5265	TIPPER	BANTY	RDF			29640	11/25/2023	21:01	12425	11/25/2023	19:16	0	17215
5266	TIPPER	AJIT	RDF			29875	11/25/2023	21:18	12095	11/25/2023	19:20	0	17780
5267	TIPPER	MANGAL	RDF			29720	11/25/2023	21:36	12320	11/25/2023	19:24	0	17400
5268	TIPPER	AMIT	RDF			29905	11/25/2023	21:53	12180	11/25/2023	19:31	0	17725
5269	TIPPER	BAJINDER	RDF			29895	11/25/2023	22:11	13020	11/25/2023	19:34	0	16875
5270	TIPPER	LALIT	RDF			29815	11/25/2023	22:30	12115	11/25/2023	19:40	0	17700
5271	TIPPER	NARINDER	RDF			29755	11/25/2023	22:57	12275	11/25/2023	22:36	0	17480
5272	TIPPER	JASVIR	RDF			29865	11/25/2023	23:18	12190	11/25/2023	22:41	0	17675
					11/25/2023	387.775			159.17				228.605

Dumpsite/ Landfill Remediation through Bio Mining of Legacy waste in MC Kathua, Jammu

M/s Lord Shiva Enterprises, Gohana

VEHICLE NO	DRIVER	MATERIAL	COMM ODITY	SOURCE	GROSS WEIGHT kg	DATE	TIME	TARE WEIGHT kg	DATE	TIME	TOTAL CHRG	NET WEIGHT kg
5335	TIPPER	RAHUL	RDF		29980	11/26/2023	19:31	12105	11/26/2023	18:41	0	17875
5336	TIPPER	JASVIR	RDF		29855	11/26/2023	19:39	12185	11/26/2023	18:43	0	17670
5337	TIPPER	KULDEEP	RDF		29795	11/26/2023	19:51	12205	11/26/2023	18:48	0	17590
5338	TIPPER	SUDHIR	RDF		29935	11/26/2023	20:05	12190	11/26/2023	18:52	0	17745
5339	TIPPER	RAVINDER	RDF		29585	11/26/2023	20:22	12035	11/26/2023	18:56	0	17550
5340	TIPPER	SANJAY	RDF		29955	11/26/2023	20:40	12270	11/26/2023	19:01	0	17685
5341	TIPPER	BALBIR	RDF		29790	11/26/2023	21:01	12255	11/26/2023	19:06	0	17535
5342	TIPPER	HAPPY	RDF		29845	11/26/2023	21:19	12245	11/26/2023	19:10	0	17600
5343	TIPPER	ANKIT	RDF		29805	11/26/2023	21:39	11950	11/26/2023	19:16	0	17855
5344	TIPPER	DANISH	RDF		29730	11/26/2023	22:00	12645	11/26/2023	19:20	0	17085
5345	TIPPER	PAWAN	RDF		29940	11/26/2023	22:22	12165	11/26/2023	19:25	0	17775
				11/26/2023	328.215			134.25				193.965

5349	JK02 CS 8121	RAHUL	RDF		29925	11/27/2023	9:35	12330	11/27/2023	9:17	0	17595
5350	JK02 CM8421	MANOJ	RDF		29760	11/27/2023	9:59	12225	11/27/2023	9:39	0	17535
5351	JK02 DD 1441	PARVEEN	RDF		29885	11/27/2023	10:35	12145	11/27/2023	10:05	0	17740
5352	JK02 CS7056	RAVI	RDF		29955	11/27/2023	10:57	12240	11/27/2023	10:40	0	17715
5353	JK02 CS3699	SUMIT	RDF		29775	11/27/2023	11:17	12110	11/27/2023	11:01	0	17665
5354	JK08K 6976	RAJAT	RDF		29920	11/27/2023	11:41	12125	11/27/2023	11:22	0	17795
5355	JK02 CU9321	RAKISH	RDF		29815	11/27/2023	12:04	12135	11/27/2023	11:46	0	17680
5356	JK08 J1935	SANJAY	RDF		29795	11/27/2023	12:31	12330	11/27/2023	12:11	0	17465
5357	JK08L 7281	RAJBIR	RDF		29905	11/27/2023	14:29	12290	11/27/2023	14:08	0	17615
5358	JK08L 6630	VIKAS	RDF		29945	11/27/2023	14:51	12270	11/27/2023	14:35	0	17675
5359	JK02AM	SUNIL	RDF		29820	11/27/2023	15:18	12265	11/27/2023	14:57	0	17555
				11/27/2023	328.5			134.465				194.035

1004

Dumpsite/ Landfill Remediation through Bio Mining of Leagacy waste In MC Kathua, Jammu

M/s Lord Shiva Enterprises, Gohana

	VEHICLE NO	DRIVER	MATERIAL	COMM ODITY	SOURCE	GROSS WEIGHT kg	DATE	TIME	TARE WEIGHT kg	DATE	TIME	TOTAL CHRG	NET WEIGHT kg
5360	JK02 CS7056	RAVI	RDF			29950	11/28/2023	8:48	12245	11/28/2023	8:21	0	17705
5361	JK08 L6630	VIKAS	RDF			29935	11/28/2023	9:11	12260	11/28/2023	8:52	0	17675
5362	JK08 L7281	RAJBIR	RDF			29845	11/28/2023	9:36	12295	11/28/2023	9:17	0	17550
5364	JK02 CS8121	RAHUL	RDF			29945	11/28/2023	10:01	12335	11/28/2023	9:41	0	17610
5365	JK02 CS3699	SUMIT	RDF			29705	11/28/2023	10:34	12120	11/28/2023	10:07	0	17585
5366	JK08 J1935	SANJAY	RDF			29865	11/28/2023	11:00	12325	11/28/2023	10:39	0	17540
5367	JK02 CM8421	MANOJ	RDF			29955	11/28/2023	11:36	12240	11/28/2023	11:07	0	17715
5368	JK02 AM8287	SUNIL	RDF			29905	11/28/2023	12:00	12275	11/28/2023	11:42	0	17630
5369	JK02 CU9321	RAKISH	RDF			29935	11/28/2023	12:38	12145	11/28/2023	12:07	0	17790
5370	JK08 K6976	RAJAT	RDF			29715	11/28/2023	13:00	12140	11/28/2023	12:43	0	17575
5371	JK02 DD1441	PARVEEN	RDF			29530	11/28/2023	13:28	12150	11/28/2023	13:06	0	17380
					11/28/2023	328.285			134.53				193.755

5372	JK08 L6630	RAJBIR	RDF			29635	11/29/2023	8:38	12270	11/29/2023	8:19	0	17365
5373	JK02 AM8287	SUNIL	RDF			29225	11/29/2023	9:01	12275	11/29/2023	8:42	0	16950
5374	JK02 CS8121	RAHUL	RDF			29510	11/29/2023	9:22	12220	11/29/2023	9:05	0	17290
5375	JK02 CU9321	RAKISH	RDF			29765	11/29/2023	9:50	12140	11/29/2023	9:30	0	17625
5376	JK02 CS7056	RAVI	RDF			29710	11/29/2023	10:11	12260	11/29/2023	9:54	0	17450
5377	JK02 CM8421	MANOJ	RDF			29965	11/29/2023	10:37	12255	11/29/2023	10:16	0	17710
5378	JK08 L6630	VIKAS	RDF			29930	11/29/2023	11:20	12290	11/29/2023	10:42	0	17540
5379	JK08 K6976	RAJAT	RDF			29805	11/29/2023	11:43	12150	11/29/2023	11:25	0	17655
5382	JK08 L7281	RAJBIR	RDF			29670	11/29/2023	12:12	12300	11/29/2023	11:52	0	17370
5384	JK02 CS3699	SUMIT	RDF			29860	11/29/2023	12:38	12165	11/29/2023	12:17	0	17695
5386	JK02 DD1441	PARVEEN	RDF			29910	11/29/2023	13:04	12130	11/29/2023	12:46	0	17780
					11/29/2023	326.985			134.455				192.53


Dumpsite/ Landfill Remediation through Bio Mining of Legacy waste in MC Kathua, Jammu

M/s Lord Shiva Enterprises, Gohana

	VEHICLE NO	DRIVER	MATERIAL	COMM ODITY	SOURCE	GROSS WEIGHT kg	DATE	TIME	TARE WEIGHT kg	DATE	TIME	TOTAL CHRG	NET WEIGHT kg
5388	JK02 CM8421	MANOJ	RDF			29800	11/30/2023	8:49	12260	11/30/2023	8:16	0	17540
5389	JK02 CS8121	RAHUL	RDF			29925	11/30/2023	9:08	12230	11/30/2023	8:21	0	17695
5390	JK08 L6630	VIKAS	RDF			29710	11/30/2023	9:27	12300	11/30/2023	8:29	0	17410
5391	JK08 L7281	RAJBIR	RDF			29820	11/30/2023	9:47	12320	11/30/2023	8:36	0	17500
					11/30/2023	119.255			49.11				70.145

AD


	Gross Weight	Tera Weight	Net Weight
	172.96	56.43	116.53
8/23/2023	489.9	216.82	273.08
8/24/2023	434.72	194.39	240.33
8/25/2023	466.275	209.605	256.67
8/26/2023	435.12	196.705	238.415
8/27/2023	435.47	196.725	238.745
8/10/2023	292.285	131.785	160.5
8/11/2023	207.665	65.635	142.03
10/15/2023	176.7	78.16	98.54
11/17/2023	297.815	123.225	174.59
11/19/2023	328.27	136.395	191.875
11/20/2023	328.17	136.73	191.44
11/21/2023	327	136.455	190.545
11/22/2023	328.6	136.32	192.28
11/23/2023	358.635	150.1	208.535
11/24/2023	387.775	159.17	228.605
11/25/2023	328.215	134.25	193.965
11/26/2023	328.5	134.465	194.035
11/27/2023	328.285	134.53	193.755
11/28/2023	326.985	134.455	192.53
11/29/2023	119.255	49.11	70.145
11/30/2023	6898.6	2911.46	3987.14
Total			



CERTIFICATE OF PROCESSING

This is to certify that under the project named *Disposal of Legacy waste land reclamation through Bio-remediation and Bio-mining with near zero residue in 6 ULBs of Kashmir division at (MC Pahalgam)* we have processed **9583 mt** of waste having a quantity of **Rdf 802.775 MT**. It is pertinent to mention that we have disposed off the same Qt to vit **802.775mt of RDF** at *Dehli MSW Solutions Ltd* for further processing . Also , the other byproducts of waste at Pahalgam site were hugs chunks of **bio soil and rocks** which were used to level and develop site at that time in presence of sanitary staff.

For Rekart Innovations Pvt. Ltd.


Rekart Innovations Pvt Ltd
 Authorized Signatory

REKART INNOVATIONS (P) Ltd.

Corporate Office: 2007, Sector-45, Gurugram - 122003

Registered Office: 1K/72, NIT Faridabad, Haryana - 121001

PAN No.- AAHCR3634H | GST No.- 06AAHCR3634H1ZE | CIN No.- U93000HR2015PTC055846 | MSME No.- HR03D0016948



SUCHI PAPER MILLS LTD.

Regd. Office : C-235, Ground Floor, Anand Vihar, Delhi-110092
 Works : 589/2, Bisrakh Road Industrial Area, Chhapraula,
 Gautam Budh Nagar (U.P.) Tel. : 0120-2674629
 GSTIN : 09AAIC50487N1Z0
 CIN No. : U21022DL2003PLC120666
 E-mail : spml_gbnagar@yahoo.com

Ref.No: SPML/2024-25/RDF/43

Date:- 18.12.2024

RECYCLING CERTIFICATE


This is to certify that we have received the following quantities of 2046.05 MT of Refuse Drived Fuel (RDF) from M/S Lord Shiva Enterprises. From DUMPING SITE MSW PLANT, R S PURA JAMMU & KASHMIR, During the period 17-11-2024 to 30-11-2024. And the same has been disposed off with the provisions of applicable laws. The said material has been used as fuel in our Boiler.

We further certify that the following mentioned quantity has not been accounted for /billed

Details of RDF received are as follows:

Sr. No.	Receipt Date	Vehicle No.	Challan/LR No.	Types of Fuels	Qty. MT	Collection State	Disposal state
1	17-11-2024	JK08G5459	651	RDF	31.955	R S PURA, J&K	Gautam Budh Nagar UP
2	18-11-2024	JK08E1328	652	RDF	33.75	R S PURA, J&K	Gautam Budh Nagar UP
3	18-11-2024	JK02V4549	653	RDF	33.17	R S PURA, J&K	Gautam Budh Nagar UP
4	19-11-2024	JK08E9864	654	RDF	32.575	R S PURA, J&K	Gautam Budh Nagar UP
5	19-11-2024	JK08F9773	655	RDF	35.875	R S PURA, J&K	Gautam Budh Nagar UP
6	20-11-2024	JK08AR0511	655	RDF	33.425	R S PURA, J&K	Gautam Budh Nagar UP

[Signature]
 Executive Officer
 Municipal Committee
 R.S. Pura




SUCHA PAPER MILLS LTD.

Regd. Office : C-235, Ground Floor, Anand Vihar, Delhi-110092
 Works : 509/2, Risrakh Road Industrial Area, Chhapraula,
 Gautam Budh Nagar (U.P.) Tel. : 0120-2674629
 GSTIN : 09AAIC50407N1Z0
 CIN No. : U21022DL2003PLC120666
 E-mail : spml_gbnagar@yahoo.com

7	20-11-2024	JK08AE6319	657	RDF	33.335	R S PURA, J&K	Gautam Budh Nagar UP
8	20-11-2024	JK08GS459	658	RDF	32.12	R S PURA, J&K	Gautam Budh Nagar UP
9	20-11-2024	JK02V4549	659	RDF	35.51	R S PURA, J&K	Gautam Budh Nagar UP
10	21-11-2024	JK08E1328	660	RDF	33.625	R S PURA, J&K	Gautam Budh Nagar UP
11	21-11-2024	JK02AG5095	661	RDF	34.775	R S PURA, J&K	Gautam Budh Nagar UP
12	21-11-2024	JK08E1328	662	RDF	33.27	R S PURA, J&K	Gautam Budh Nagar UP
13	21-11-2024	JK08F9773	663	RDF	35.225	R S PURA, J&K	Gautam Budh Nagar UP
14	22-11-2024	MH18BG7072	664	RDF	33.555	R S PURA, J&K	Gautam Budh Nagar UP
15	22-11-2024	HR67B1363	665	RDF	33.135	R S PURA, J&K	Gautam Budh Nagar UP
16	23-11-2024	UP71T9718	666	RDF	35.285	R S PURA, J&K	Gautam Budh Nagar UP
17	23-11-2024	JK21D0311	667	RDF	33.5	R S PURA, J&K	Gautam Budh Nagar UP
18	23-11-2024	JK21D5932	668	RDF	34.885	R S PURA, J&K	Gautam Budh Nagar UP
19	24-11-2024	JK08G5459	669	RDF	32.775	R S PURA, J&K	Gautam Budh Nagar UP

Handwritten signature
 27/11/2024
 Officer
 Commit





SUCHI PAPER MILLS LTD.

Regd. Office : C-235, Ground Floor, Anand Vihar, Delhi-110092
 Works : S69/2, Birsakh Road Industrial Area, Chhapraula,
 Gautam Budh Nagar (U.P.) Tel. : 0120-2674629
 GSTIN : 09AAIGS0487N1ZO
 CIN No. : U21022DL2003PLC120666
 E-mail : spml_gbnagar@yahoo.com

20	24-11-2024	JK02V4549	670	RDF	34.825	R S PURA, J&K	Gautam Budh Nagar UP
21	24-11-2024	JK08AE6319	671	RDF	33.725	R S PURA, J&K	Gautam Budh Nagar UP
22	24-11-2024	GJ19T3980	672	RDF	32.575	R S PURA, J&K	Gautam Budh Nagar UP
23	24-11-2024	GJ19D5932	673	RDF	33.225	R S PURA, J&K	Gautam Budh Nagar UP
24	24-11-2024	RJ07GD7749	674	RDF	32.865	R S PURA, J&K	Gautam Budh Nagar UP
25	24-11-2024	MH18BG7072	675	RDF	34.32	R S PURA, J&K	Gautam Budh Nagar UP
26	24-11-2024	UP71T9440	676	RDF	33.215	R S PURA, J&K	Gautam Budh Nagar UP
27	24-11-2024	JK08AR0511	677	RDF	33.915	R S PURA, J&K	Gautam Budh Nagar UP
28	24-11-2024	MP20HB8592	678	RDF	33.175	R S PURA, J&K	Gautam Budh Nagar UP
29	24-11-2024	RJ22GA450	679	RDF	32.825	R S PURA, J&K	Gautam Budh Nagar UP
30	25-11-2024	PB05R3212	680	RDF	33.2	R S PURA, J&K	Gautam Budh Nagar UP
31	25-11-2024	PB30R5816	681	RDF	32.575	R S PURA, J&K	Gautam Budh Nagar UP

Handwritten signature

Officer
In-charge





SUCHI PAPER MILLS LTD.

Regd. Office : C-235, Ground Floor, Anand Vihar, Delhi-110072
 Works : 589/2, Biskah Road Industrial Area, Chhapraula,
 Gautam Budh Nagar (U.P.) Tel. : 0120-2674629
 GSTIN : 09AAICS0487N1ZO
 CIN No. : U21022DL2003PLC120666
 E-mail : spml_gbnagar@yahoo.com

32	25-11-2024	JK08AR0511	682	RDF	33.425	R S PURA, J&K	Gautam Budh Nagar UP
33	25-11-2024	JK02V4549	683	RDF	32.575	R S PURA, J&K	Gautam Budh Nagar UP
34	26-11-2024	JK08G5459	684	RDF	36.04	R S PURA, J&K	Gautam Budh Nagar UP
35	26-11-2024	JK02V4549	685	RDF	32.815	R S PURA, J&K	Gautam Budh Nagar UP
36	26-11-2024	JK08AE6319	686	RDF	32.4	R S PURA, J&K	Gautam Budh Nagar UP
37	26-11-2024	PB05R3212	687	RDF	34.325	R S PURA, J&K	Gautam Budh Nagar UP
38	26-11-2024	PB30R5816	688	RDF	32.47	R S PURA, J&K	Gautam Budh Nagar UP
39	26-11-2024	UP71T9440	689	RDF	33.425	R S PURA, J&K	Gautam Budh Nagar UP
40	26-11-2024	JK08F9773	690	RDF	32.875	R S PURA, J&K	Gautam Budh Nagar UP
41	26-11-2024	RJ22GA450	691	RDF	34.025	R S PURA, J&K	Gautam Budh Nagar UP
42	26-11-2024	MP20HB8592	692	RDF	33.175	R S PURA, J&K	Gautam Budh Nagar UP
43	26-11-2024	JKJ2V4549	693	RDF	32.8	R S PURA, J&K	Gautam Budh Nagar UP



Signature
 02/11/2024
 Executive
 Municipal
 R...

1012



SUCHI PAPER MILLS LTD.

Regd. Office : C-235, Ground Floor, Anand Vihar, Delhi-110092

Works : 589/2, Bisrokh Road Industrial Area, Chhapraula,
Gautam Budh Nagar (U.P.) Tel. : 0120-2674629

GSTIN : 09AAIC50407N1Z0

CIN No. : U21022DL2003PLC120666

E-mail : spml_gbnagar@yahoo.com

44	27-11-2024	JK08AR0511	694	RDF	33.485	R S PURA, J&K	Gautam Budh Nagar UP
45	27-11-2024	JK08F9773	695	RDF	32.86	R S PURA, J&K	Gautam Budh Nagar UP
46	27-11-2024	JK08G5459	696	RDF	33.975	R S PURA, J&K	Gautam Budh Nagar UP
47	27-11-2024	MH26AD1494	697	RDF	35.875	R S PURA, J&K	Gautam Budh Nagar UP
48	27-11-2024	JK08F9773	698	RDF	33.085	R S PURA, J&K	Gautam Budh Nagar UP
49	28-11-2024	MH18BG7072	699	RDF	35.11	R S PURA, J&K	Gautam Budh Nagar UP
50	28-11-2024	JK02V4549	700	RDF	32.83	R S PURA, J&K	Gautam Budh Nagar UP
51	28-11-2024	UP71T9440	701	RDF	33.575	R S PURA, J&K	Gautam Budh Nagar UP
52	28-11-2024	JK02V4549	702	RDF	32.415	R S PURA, J&K	Gautam Budh Nagar UP
53	29-11-2024	JK08AE6319	703	RDF	32.385	R S PURA, J&K	Gautam Budh Nagar UP
54	29-11-2024	MH26AD1494	704	RDF	32.055	R S PURA, J&K	Gautam Budh Nagar UP

[Signature]
Executive Officer
Municipal Committee
R.S. Pura



1013



SUCHI PAPER MILLS LTD.

Regd. Office : C-235, Ground Floor, Anand Vihar, Delhi-110092

Works : 5B9/2, Bistrakh Road Industrial Area, Chhapraula,
Gautam Budh Nagar (U.P.) Tel. : 0120-2674629

GSTIN : 09AAICSO487N1ZO

CIN No. : U21022DL2003PLC120666

E-mail : spml_gbnagar@yahoo.com

55	29-11-2024	JK08F9773	705	RDF	32.885	R S PURA, J&K	Gautam Budh Nagar UP
56	29-11-2024	MP09HG8187	706	RDF	34.025	R S PURA, J&K	Gautam Budh Nagar UP
57	29-11-2024	JK08AR0511	707	RDF	34.03	R S PURA, J&K	Gautam Budh Nagar UP
58	30-11-2024	JK08AE6319	708	RDF	33.32	R S PURA, J&K	Gautam Budh Nagar UP
59	30-11-2024	JK08G5459	709	RDF	32.075	R S PURA, J&K	Gautam Budh Nagar UP
60	30-11-2024	JK02V4549	710	RDF	35.815	R S PURA, J&K	Gautam Budh Nagar UP
61	30-11-2024	JK08E1328	711	RDF	33.715	R S PURA, J&K	Gautam Budh Nagar UP
Total					2046.05		

FOR,

SUCHI PAPER MILLS LIMITED



AUTHORISED SIGNATORY

DATE :- 11.8.12.2024

[Handwritten Signature]
 11.8.12.2024
 R.S. Pura





Co-Processing Certificate

Certificate No: MSW/JBL/085MLP/10APR-07MAY2023/M.C. SAMBHA

DATE:-06/11/2023

To,

M/s Dezy Services

Sunil Guest House, 2nd Floor, Near Sheela Bypass.

Rohtak- Haryana- 124001

E-mail:-

We safely Co-Processed 2255.600 MT of Post-Consumer Plastic Waste (MLP) in the Period of 10 April to 07 May 2023. It received from M/s DEZY SERVICES, Legacy waste Bioremediation Project Municipal Council- Sambha, Jammu & Kashmir and co-processed at ESSEL MSW Jabalpur Pvt Ltd. Patwari halka No. 23 Kharsra No. 375, 376, 379, Village- Kathonda, Tehsil Jabalpur Madhya Pradesh-482004.

The Plastic Waste has been disposed in accordance with the Plastic Waste Management Rule 2016.

Plastic Type- MLP (Non-Recyclables)

Qty: 2255.600MT

Details of Post- Consumer Plastic Waste (MLP) received is attached as Annexure-1

Thanking You,

For ESSEL Jabalpur MSW Pvt Ltd.

Authorized Signatory


RST	VEHICLE NO	DRIVER	MATERIAL	COMMO DITY	SOURCE	GROSS WEIGHT kg	DATE	TIME	TARE WEIGHT kg	DATE	TIME	TOTAL CHRG	NET WEIGHT kg
2141	HIWA	MANJEET	RDF			29765	10/4/2023	19:00	11215	10/4/2023	18:42	0	18550
						29.765	10/4/2023		11.215				18.55

RST	VEHICLE NO	DRIVER	MATERIAL	COMMO DITY	SOURCE	GROSS WEIGHT kg	DATE	TIME	TARE WEIGHT kg	DATE	TIME	TOTAL CHRG	NET WEIGHT kg
2169	HIWA	OM	RDF			28630	11/4/2023	16:35	11160	11/4/2023	16:22	0	17470
2170	HIWA	SALAAM	RDF			28810	11/4/2023	16:48	9835	11/4/2023	16:28	0	18975
2171	HIWA	AJAY KUM	RDF			27855	11/4/2023	17:02	11075	11/4/2023	16:31	0	16780
2182	HIWA	RAJU	RDF			29660	11/4/2023	19:19	11425	11/4/2023	19:03	0	18235
2183	HIWA	NARESH	RDF			29810	11/4/2023	19:36	11090	11/4/2023	19:11	0	18720
2184	HIWA	SONU	RDF			29905	11/4/2023	19:47	11220	11/4/2023	19:24	0	18685
2185	HIWA	RAHUL	RDF			29765	11/4/2023	20:04	11575	11/4/2023	19:29	0	18190
2186	HIWA	SURJEET	RDF			28990	11/4/2023	20:19	11190	11/4/2023	19:32	0	17800
2187	HIWA	KULVINDER	RDF			29385	11/4/2023	20:35	11760	11/4/2023	19:40	0	17625
						262.81	11/4/2023		100.33				162.48

RST	VEHICLE NO	DRIVER	MATERIAL	COMMO DITY	SOURCE	GROSS WEIGHT kg	DATE	TIME	TARE WEIGHT kg	DATE	TIME	TOTAL CHRG	NET WEIGHT kg
2222	HIWA	NAVEEN	RDF			29630	12/4/2023	19:08	11090	12/4/2023	18:47	0	18540
						29.63	12/4/2023		11.09				18.54

RST	VEHICLE NO	DRIVER	MATERIAL	COMMO DITY	SOURCE	GROSS WEIGHT kg	DATE	TIME	TARE WEIGHT kg	DATE	TIME	TOTAL CHRG	NET WEIGHT kg
2311	HIWA	KULVINDER	RDF			28745	13/04/2023	22:29	11765	13/04/2023	22:05	0	16980
2312	HIWA	SURJEET	RDF			27940	13/04/2023	22:49	11180	13/04/2023	22:08	0	16760
2313	HIWA	RAHUL	RDF			28755	13/04/2023	23:08	11580	13/04/2023	22:09	0	17175
2314	HIWA	SONU	RDF			28670	13/04/2023	23:29	11235	13/04/2023	22:13	0	17435
2316	HIWA	NARESH	RDF			27890	13/04/2023	23:49	11075	13/04/2023	22:18	0	16815
						142	13/04/2023		56.835				85.165

RST	VEHICLE NO	DRIVER	MATERIAL	COMMO DITY	SOURCE	GROSS WEIGHT kg	DATE	TIME	TARE WEIGHT kg	DATE	TIME	TOTAL CHRG	NET WEIGHT kg
2318	HIWA	SALAAM	RDF			28115	14/04/2023	0:10	9850	13/04/2023	22:24	0	18265
2319	HIWA	OM	RDF			27550	14/04/2023	0:32	11180	13/04/2023	22:26	0	16370
2320	HIWA	RAJU	RDF			28615	14/04/2023	0:55	11435	13/04/2023	22:33	0	17180
2377	HIWA	SURJEET	RDF			29100	14/04/2023	20:00	11200	14/04/2023	19:34	0	17900
2378	HIWA	RAHUL	RDF			29505	14/04/2023	20:13	11550	14/04/2023	19:41	0	17955
2379	HIWA	RAJU	RDF			28995	14/04/2023	20:30	11450	14/04/2023	19:44	0	17545
2380	HIWA	KULVINDE	RDF			29365	14/04/2023	20:48	11755	14/04/2023	19:49	0	17610
2381	HIWA	SONU	RDF			29785	14/04/2023	21:06	11235	14/04/2023	19:53	0	18550
2382	HIWA	NARESH	RDF			29690	14/04/2023	21:26	11090	14/04/2023	19:57	0	18600
2383	HIWA	OM	RDF			29115	14/04/2023	21:50	11205	14/04/2023	20:05	0	17910
						289.835	14/04/2023		111.95				177.885

RST	VEHICLE NO	DRIVER	MATERIAL	COMMO DITY	SOURCE	GROSS WEIGHT kg	DATE	TIME	TARE WEIGHT kg	DATE	TIME	TOTAL CHRG	NET WEIGHT kg
2451	HIWA	AMAN	RDF			29145	15/04/2023	21:55	10270	15/04/2023	21:35	0	18875
2452	HIWA	SUKU	RDF			28970	15/04/2023	22:15	11020	15/04/2023	21:37	0	17950
2453	HIWA	RAVI	RDF			29340	15/04/2023	22:43	11145	15/04/2023	21:39	0	18195
2454	HIWA	NITIN	RDF			28955	15/04/2023	23:06	9965	15/04/2023	21:43	0	18990
2455	HIWA	BABLU	RDF			29410	15/04/2023	23:22	10140	15/04/2023	21:45	0	19270
2456	HIWA	LALA	RDF			29230	15/04/2023	23:43	11370	15/04/2023	21:48	0	17860
						175.05	15/04/2023		63.91				111.14

RST	VEHICLE NO	DRIVER	MATERIAL	COMMO DITY	SOURCE	GROSS WEIGHT kg	DATE	TIME	TARE WEIGHT kg	DATE	TIME	TOTAL CHRG	NET WEIGHT kg
2457	HIWA	SUMIT	RDF			28775	16/04/2023	0:01	10115	15/04/2023	21:49	0	18660
2458	HIWA	SHABAD	RDF			29650	16/04/2023	0:20	11485	15/04/2023	21:53	0	18165
2519	HIWA	AHBAB	RDF			29455	16/04/2023	20:54	10030	16/04/2023	20:34	0	19425
2520	HIWA	AMAN	RDF			28870	16/04/2023	21:22	11070	16/04/2023	20:36	0	17800
2521	HIWA	AKASH	RDF			29355	16/04/2023	21:40	11510	16/04/2023	20:37	0	17845
2522	HIWA	AMIT	RDF			28910	16/04/2023	21:59	12015	16/04/2023	20:40	0	16895
2523	HIWA	RAMAN	RDF			29660	16/04/2023	22:19	10790	16/04/2023	20:41	0	18870
2524	HIWA	SACHIN	RDF			28850	16/04/2023	22:37	11170	16/04/2023	20:44	0	17680
2525	HIWA	KAPIL	RDF			29440	16/04/2023	22:56	11055	16/04/2023	20:45	0	18385
2526	HIWA	SUNIL	RDD			29330	16/04/2023	23:13	11125	16/04/2023	20:47	0	18205
2527	HIWA	SUBHAM	RDF			29655	16/04/2023	23:36	11125	16/04/2023	20:52	0	18530
2528	HIWA	VINAY	RDF			28780	16/04/2023	23:55	11330	16/04/2023	20:53	0	17450
						350.73	16/04/2023		132.82				217.91

RST	VEHICLE NO	DRIVER	MATERIAL	COMMO DITY	SOURCE	GROSS WEIGHT kg	DATE	TIME	TARE WEIGHT kg	DATE	TIME	TOTAL CHRG	NET WEIGHT kg
2575	HIWA	GOLU	RDF			29775	17/04/2023	21:38	10070	17/04/2023	21:15	0	19705
2576	HIWA	DINASH	RDF			29400	17/04/2023	21:56	11045	17/04/2023	21:17	0	18355
2577	HIWA	SATHISH	RDF			28890	17/04/2023	22:14	11125	17/04/2023	21:20	0	17765
2578	HIWA	RAJKUMAR	RDF			29660	17/04/2023	22:33	11195	17/04/2023	21:22	0	18465
2579	HIWA	RAHUL	RDF			29520	17/04/2023	22:51	12010	17/04/2023	21:36	0	17510
2580	HIWA	VICKY	RDF			29330	17/04/2023	23:11	10090	17/04/2023	21:37	0	19240
2581	HIWA	RAJU	RDF			29080	17/04/2023	23:29	11135	17/04/2023	21:41	0	17945
2582	HIWA	AMAR	RDF			29405	17/04/2023	23:46	11140	17/04/2023	21:42	0	18265
						235.06	17/04/2023		87.81				147.25

RST	VEHICLE NO	DRIVER	MATERIAL	COMMO DITY	SOURCE	GROSS WEIGHT kg	DATE	TIME	TARE WEIGHT kg	DATE	TIME	TOTAL CHRG	NET WEIGHT kg
2583	HIWA	SUMIT	RDF			29605	18/04/2023	0:06	10060	17/04/2023	21:49	0	19545
2626	HIWA	MANJEET	RDF			29660	18/04/2023	19:28	11220	18/04/2023	19:11	0	18440
2627	HIWA	OM	RDF			29360	18/04/2023	19:45	11150	18/04/2023	19:12	0	18210
2628	HIWA	SALAAM	RDF			29745	18/04/2023	20:05	9905	18/04/2023	19:16	0	19840
2629	HIWA	AJAY KUM	RDF			28990	18/04/2023	20:23	11060	18/04/2023	19:18	0	17930
2630	HIWA	RAJU	RDF			29220	18/04/2023	20:40	11415	18/04/2023	19:21	0	17805
2631	HIWA	NARESH	RDF			29320	18/04/2023	20:58	11080	18/04/2023	20:07	0	18240
2632	HIWA	SONU	RDF			28660	18/04/2023	21:15	11225	18/04/2023	20:10	0	17435
2633	HIWA	RAHUL	RDF			29455	18/04/2023	21:36	11560	18/04/2023	20:13	0	17895
2634	HIWA	SURJEET	RDF			29440	18/04/2023	21:52	11200	18/04/2023	20:15	0	18240
2635	HIWA	KULVNDER	RDF			29605	18/04/2023	22:10	11750	18/04/2023	20:18	0	17855
						323.06	18/04/2023		121.625				201.435

RST	VEHICLE NO	DRIVER	MATERIAL	COMMO DITY	SOURCE	GROSS WEIGHT kg	DATE	TIME	TARE WEIGHT kg	DATE	TIME	TOTAL CHRG	NET WEIGHT kg
2674	HIWA	BALBIR	RDF			29440	19/04/2023	19:25	10190	19/04/2023	19:03	0	19250
2675	HIWA	BABLU	RDF			28880	19/04/2023	19:46	10175	19/04/2023	19:04	0	18705
2676	HIWA	VINAY	RDF			29605	19/04/2023	20:05	11120	19/04/2023	19:07	0	18485
2677	HIWA	AMIT	RDF			29455	19/04/2023	20:23	11175	19/04/2023	19:09	0	18280
2678	HIWA	AJAY	RDF			29705	19/04/2023	20:44	11120	19/04/2023	19:11	0	18585
2679	HIWA	SUMIT	RDF			28905	19/04/2023	21:02	12110	19/04/2023	19:43	0	16795
2680	HIWA	KAMAL	RDF			29445	19/04/2023	21:20	11015	19/04/2023	19:44	0	18430
2681	HIWA	RAVI	RDF			29505	19/04/2023	21:39	11090	19/04/2023	19:47	0	18415
2682	HIWA	SUNIL	RDF			28990	19/04/2023	21:59	10055	19/04/2023	19:51	0	18935
2683	HIWA	SACHIN	RDF			29770	19/04/2023	22:20	11185	19/04/2023	19:52	0	18585
						293.7	19/04/2023		109.235				184.465

RST	VEHICLE NO	DRIVER	MATERIAL	COMMO DITY	SOURCE	GROSS WEIGHT kg	DATE	TIME	TARE WEIGHT kg	DATE	TIME	TOTAL CHRG	NET WEIGHT kg
2835	HIWA	SUNIL	RDF			29330	21/04/2023	21:23	10085	21/04/2023	21:05	0	19245
2836	HIWA	AJIT	RDF			28975	21/04/2023	21:39	11030	21/04/2023	21:07	0	17945
2837	HIWA	VEERU	RDF			29160	21/04/2023	21:56	11095	21/04/2023	21:10	0	18065
2838	HIWA	RAJU	RDF			29080	21/04/2023	22:12	11105	21/04/2023	21:12	0	17975
2839	HIWA	KARAN	RDF			29405	21/04/2023	22:30	11140	21/04/2023	21:40	0	18265
2840	HIWA	SUMIT	RDF			29310	21/04/2023	22:46	12015	21/04/2023	21:43	0	17295
2841	HIWA	KAMAL	RDF			28980	21/04/2023	23:14	11055	21/04/2023	21:46	0	17925
2842	HIWA	RAVI	RDF			29080	21/04/2023	23:31	10080	21/04/2023	21:47	0	19000
						233.32	21/04/2023		87.605				145.715

RST	VEHICLE NO	DRIVER	MATERIAL	COMMO DITY	SOURCE	GROSS WEIGHT kg	DATE	TIME	TARE WEIGHT kg	DATE	TIME	TOTAL CHRG	NET WEIGHT kg
2901	HIWA	RAHUL	RDF			29660	22/04/2023	20:27	10020	22/04/2023	20:10	0	19640
2902	HIWA	AJAY	RDF			29255	22/04/2023	20:42	11015	22/04/2023	20:12	0	18240
2903	HIWA	SALAAM	RDF			29305	22/04/2023	20:58	11125	22/04/2023	20:17	0	18180
2904	HIWA	BABLU	RDF			29110	22/04/2023	21:16	11090	22/04/2023	20:19	0	18020
2905	HIWA	AMIT	RDF			28955	22/04/2023	21:33	10195	22/04/2023	21:04	0	18760
2906	HIWA	RAVI	RDF			29440	22/04/2023	21:51	10960	22/04/2023	21:07	0	18480
2907	HIWA	BHUSAN	RDF			29440	22/04/2023	22:08	12010	22/04/2023	21:09	0	17430
2908	HIWA	RAMAN	RDF			29770	22/04/2023	22:27	11055	22/04/2023	21:11	0	18715
2909	HIWA	SACHIN	RDF			29640	22/04/2023	22:42	11185	22/04/2023	21:14	0	18455
						264.575	22/04/2023		98.655				165.92

RST	VEHICLE NO	DRIVER	MATERIAL	COMMO DITY	SOURCE	GROSS WEIGHT kg	DATE	TIME	TARE WEIGHT kg	DATE	TIME	TOTAL CHRG	NET WEIGHT kg
2977	HIWA	RSHUL	RDF			29440	23/04/2023	19:58	10180	23/04/2023	19:41	0	19260
2978	HIWA	AMIT	RDF			29780	23/04/2023	20:15	10335	23/04/2023	19:42	0	19445
2979	HIWA	VINOD	RDF			28805	23/04/2023	20:33	10370	23/04/2023	19:45	0	18435
2980	HIWA	PAWAN	RDF			29660	23/04/2023	20:51	11140	23/04/2023	19:48	0	18520
2981	HIWA	MANDEEP	RDF			29580	23/04/2023	21:09	11205	23/04/2023	19:49	0	18375
2982	HIWA	RAJKUMAR	RDF			28905	23/04/2023	21:26	10780	23/04/2023	20:18	0	18125
2983	HIWA	RAVI	RDF			29440	23/04/2023	21:42	11095	23/04/2023	20:20	0	18345
2984	HIWA	KAMAL	RDF			28720	23/04/2023	22:00	11235	23/04/2023	20:22	0	17485
2985	HIWA	MANTU	RDF			29570	23/04/2023	22:18	11150	23/04/2023	20:25	0	18420
2986	HIWA	SUKU	RDF			29590	23/04/2023	22:35	10485	23/04/2023	22:27	0	19105
2987	HIWA	SUNIL	RDF			28875	23/04/2023	22:53	11405	23/04/2023	22:29	0	17470
2988	HIWA	SACHIN	RDF			29705	23/04/2023	23:11	10880	23/04/2023	22:31	0	18825
						352.07	23/04/2023		130.26				221.81

RST	VEHICLE NO	DRIVER	MATERIAL	COMMO DITY	SOURCE	GROSS WEIGHT kg	DATE	TIME	TARE WEIGHT kg	DATE	TIME	TOTAL CHRG	NET WEIGHT kg
2749	PB0SAJ-8004		RDF			34730	25/04/2023	20:22	10890	25/04/2023	22:33		23840
2747	JK05H-1577		RDF			37050	25/04/2023	18:20	11760	25/04/2023	20:19		25290
2768	PB0SAJ-8004		RDF			34730	25/04/2023	20:22	10890	25/04/2023	22:39		23840
						106.51	25/04/2023		33.54				72.97

RST	VEHICLE NO	DRIVER	MATERIAL	COMMO DITY	SOURCE	GROSS WEIGHT kg	DATE	TIME	TARE WEIGHT kg	DATE	TIME	TOTAL CHRG	NET WEIGHT kg
2760	JK02BS1624		RDF			36350	26/04/2023	17:37	11020	26/04/2023	19:26		25330
						36.35	26/04/2023		11.02				25.33

RST	VEHICLE NO	DRIVER	MATERIAL	COMMO DITY	SOURCE	GROSS WEIGHT kg	DATE	TIME	TARE WEIGHT kg	DATE	TIME	TOTAL CHRG	NET WEIGHT kg
8612	JK13F-0586		RDF			36710	28/04/2023	10:34	11510	28/04/2023	10:34		25200
5416	PB02CC9658		RDF			36050	28/04/2023	19:25	11150	28/04/2023	16:50		24900
						72.76	28/04/2023		22.66				50.1

RST	VEHICLE NO	DRIVER	MATERIAL	COMMO DITY	SOURCE	GROSS WEIGHT kg	DATE	TIME	TARE WEIGHT kg	DATE	TIME	TOTAL CHRG	NET WEIGHT kg
2778	PB11CF-5747		RDF			44100	29/04/2023	19:51	12240	29/04/2023	14:51		31860
						44.1	29/04/2023		12.24				31.86

RST	VEHICLE NO	DRIVER	MATERIAL	COMMO DITY	SOURCE	GROSS WEIGHT kg	DATE	TIME	TARE WEIGHT kg	DATE	TIME	TOTAL CHRG	NET WEIGHT kg
780	MH18AN- 9192		RDF			35690	30/04/2023	7:09	11350	30/04/2023	12:29		24340
						35.69	30/04/2023		11.35				24.34

RST	VEHICLE NO	DRIVER	MATERIAL	COMM ODITY	SOURCE	GROSS WEIGHT kg	DATE	TIME	TARE WEIGHT kg	DATE	TIME	TOTAL CHRG	NET WEIGHT kg
3188	TIPPER	MOHAN	RDF			29745	3/5/2023	21:45	9215	3/5/2023	21:21	0	20530
3189	TIPPER	NARESH	RDF			29865	3/5/2023	22:13	9975	3/5/2023	21:48	0	19890
3191	TIPPER	RAJINDER	RDF			29690	3/5/2023	22:49	9980	3/5/2023	22:16	0	19710
3193	TIPPER	JASIVENDE	RDF			29925	3/5/2023	23:19	10120	3/5/2023	22:51	0	19805
3194	TIPPER	RAVINDER	RDF			29965	3/5/2023	23:55	9980	3/5/2023	23:26	0	19985
						149.19	3/5/2023		49.27				99.92

RST	VEHICLE NO	DRIVER	MATERIAL	COMM ODITY	SOURCE	GROSS WEIGHT kg	DATE	TIME	TARE WEIGHT kg	DATE	TIME	TOTAL CHRG	NET WEIGHT kg
3229	TIPPER	BALVIR	RDF			28715	4/5/2023	23:05	9950	4/5/2023	22:25	0	18765
						28.715	4/5/2023		9.95				18.765

RST	VEHICLE NO	DRIVER	MATERIAL	COMM ODITY	SOURCE	GROSS WEIGHT kg	DATE	TIME	TARE WEIGHT kg	DATE	TIME	TOTAL CHRG	NET WEIGHT kg
3325	HIWA	RAJISH	RDF			27835	7/5/2023	21:51	9985	7/5/2023	21:24	0	17850
3326	HIWA	MANOJ	RDF			28510	7/5/2023	22:24	9985	7/5/2023	21:54	0	18525
3327	HIWA	MANVIR	RDF			28920	7/5/2023	23:00	10025	7/5/2023	22:27	0	18895
3328	HIWA	NAVDEEP	RDF			28735	7/5/2023	23:30	9955	7/5/2023	23:04	0	18780
						114	7/5/2023		39.95				74.05

RDF

Date	Gross Weight Tonnes	Tare Weight Tonnes	Net Weight Tonnes
10/04/2023	29.765	11.215	18.55
11/04/2023	262.81	100.33	162.48
12/04/2023	29.63	11.09	18.54
13/04/2023	142	56.835	85.165
14/04/2023	289.835	111.95	177.885
15/04/2023	175.05	63.91	111.14
16/04/2023	350.73	132.82	217.91
17/04/2023	235.06	87.81	147.25
18/04/2023	323.06	121.625	201.435
19/04/2023	293.7	109.235	184.465
21/04/2023	233.32	87.605	145.715
22/04/2023	264.575	98.655	165.92
23/04/2023	352.07	130.26	221.81
25/04/2023	106.51	33.54	72.97
26/04/2023	36.35	11.02	25.33
28/04/2023	72.76	22.66	50.1
29/04/2023	44.1	12.24	31.86
30/04/2023	35.69	11.35	24.34
03/05/2023	149.19	49.27	99.92
04/05/2023	28.715	9.95	18.765
07/05/2023	114	39.95	74.05
Total	3568.92	1313.32	2255.6



Jabalpur MSW Private Limited
 Khasara No.375.376 & 379, Village : Kathonda, District : Jabalpur, Police Station : Marhotaal
 Post Office : Vijay Nagar PIN : 482 002

Regd. Off. : Essel House, B-10, Lawrence Road, Industrial Area, New Delhi 110 035
 CIN - U90001DL2013PTC247509

CERTIFICATE OF PROCESSING

This is to certify that under the project named *Disposal of Legacy waste land reclamation through Bio-remediation and Bio-mining with near zero residue in 6 ULBs of Kashmir division at (MC Tangmarg)* we have processed **1030 MT** of waste having a quantity of **Rdf 144 MT**. It is pertinent to mention that we have disposed off the same quantity **144 MT of RDF** at *Dehli MSW Solutions Ltd.* for further processing. Also, the other byproducts of waste at Tangmarg site were huge chunks of Bio- soil and rocks. Also the RDF was very moist, but was transported in same form.

Rekart Innovations Pvt. Ltd.
For **Rekart Innovations Pvt. Ltd.**
 **Rakesh Kumar**
Authorized Signatory
Authorised Signatory

REKART INNOVATIONS (P) Ltd.

Corporate Office: 2007, Sector-45, Gurugram – 122003

Registered Office: 1K/72, NIT Faridabad, Haryana – 121001

PAN No. – AAHCR3634H | GST No. – 06AAHCR3634H1ZE | CIN No. – U93000HR2015PTC055846 | MSME No. – HR03D0016948



Certificate of Co-processing

Certificate no. DMSWSL/EPR/24-25/1429-1

Date: 07/03/2025

This is to certify that **Rekart Innovations Pvt. Ltd.** has supplied **63.67 MT** of Post-Consumer MLP Waste on behalf of **M/s Parle Agro Private Limited** to **Delhi MSW Solutions Limited** located at Bawana, Delhi for fulfilling the EPR obligations, for Co-processing in our Waste to energy plant during the period **1st June 2024 to 30th June 2024.**

The same would be safely and completely disposed off within 90 days of receipt and thereafter Will not exist. We certify that the following mentioned quantity has not been accounted for / billed to any other entity.

Details of the vehicle along with the Quantity are indicated in Annexure:

Sourcing Location	Sourcing State	Dispatch Date	Dispatch Qty. in MT	Challan No.	Received Date	Received Qty. in MT	Vehicle No.
Municipal Corporation Tral	Jammu & Kashmir	07-June-2024	19.98	188	16-Jun-2024	20.04	JK03E2150
Municipal Corporation Tral	Jammu & Kashmir	08-June-2024	20.11	193	16-Jun-2024	20.19	JK03E2152
Municipal Corporation Tral	Jammu & Kashmir	08-June-2024	23.355	195	18-Jun-2024	23.44	JK03G5311
			Total MT		Total MT	63.67	

For Delhi MSW Solutions Limited

[Handwritten Signature]
 Authorized Signature

Delhi MSW Solutions Limited (P&D)
 of Re. Sustainability Limited

SS:
 Pocket N-1, Bawana Industrial Area,
 Bagmati Power Plant, Bawana,
 - 110039, India.
 DTG2009PLC063708
 641071782078

Registered Office:
 Level 11B, Aurobindo Galaxy,
 Hyderabad Knowledge City

T. 9500098822

Certificate of Co-processing



Date: 27.08.2024

This is to certify that we have received the following quantity of Plastic Waste **237.30 MT** (Category 2 as per clause 5.1 of Plastic Waste Management [Amendment] Rules, 2022) in our plant located in Delhi MSW Solutions Limited, Bawana, Delhi during the period July to August 2024.

The Flexible plastic waste has been sent by **M/s Rekart Innovations Private Limited** on behalf of the Alliance to end plastic waste limited under the project of "Powering Plastic Circularity through Technology" in our plant during the period of July 2024 to August 2024.

The quantity mentioned is not issued to any other entity.

We have successfully co-processed the mentioned quantities of plastic waste in our plant scientifically as per PWM Rules 2016.

Receipt details for the period 29th July 2024 to 8th Aug 2024 for locations Manali, Himachal Pradesh & Tral, Jammu Kashmir as declared by the client

Sourcing Location	Sourcing State	Vehicle No.	Received Date	Received Qty. in MT
Municipal Council Manali	Himachal Pradesh	HP66A2798	29-Jul-24	11.08
Municipal Council Manali	Himachal Pradesh	HP665116	29-Jul-24	12.80
Municipal Corporation Tral	Jammu & Kashmir	JK03E2150	07-Aug-24	20.52
Municipal Corporation Tral	Jammu & Kashmir	JK03F7152	07-Aug-24	19.80
Municipal Corporation Tral	Jammu & Kashmir	JK03E2152	07-Aug-24	21.40
Municipal Corporation Tral	Jammu & Kashmir	JK03E3301	07-Aug-24	27.21
Municipal Corporation Tral	Jammu & Kashmir	JK01X5345	09-Aug-24	19.99
Municipal Corporation Tral	Jammu & Kashmir	JK03E3714	09-Aug-24	19.96
Municipal Corporation Tral	Jammu & Kashmir	JK13F4992	09-Aug-24	19.94
Municipal Corporation Tral	Jammu & Kashmir	JK03HB474	09-Aug-24	26.30
Municipal Corporation Tral	Jammu & Kashmir	JK22C7077	08-Aug-24	18.80
Municipal Corporation Tral	Jammu & Kashmir	JK03E3619	08-Aug-24	19.50
Total MT				237.30

R. Paul
 Authorized Signatory
 Delhi MSW Solutions Limited
 BAWANA
 DELHI-39

2007 N-1, Bawana Industrial Area,
 W Power Plant, Bawana,
 80039, India.
 102009PLC065708
 GCD17831125

Registered Office:
 Level 08, Aurobindo Galaxy,
 Hyderabad Knowledge City,
 Hitech City Road, Hyderabad-500081, India.

T: 833090844
 info@presustainability.com

FORM "L-1"
 (See clause 30)

ANALYSIS REPORT OF ORGANIC FERTILIZER SAMPLE

The Fertilizer Inspector
 Srinagar/Budgam

The analysis report of the organic fertilizer sample forwarded vide your reference No. FIS/B/2025-26/449-51
 Dated: 12/02/2026 is as per details given below:-

- | | |
|---|--------------------|
| 1. Name of organic fertilizer:- | Organic Manure |
| 2. Date of sampling:- | 12/02/2026 |
| 3. Code No. of sample as Indicated by the Inspector:- | FIS/B/2025-26/40 |
| 4. Date of receipt of the sample in the laboratory:- | 13/02/2026 |
| 5. Laboratory sample No:- | ACK/OF/2025-26/105 |
| 6. Analysis of organic fertilizer (on fresh weight basis) | |


S.No.	Characteristics	Specification as per FCO	Composition as per analysis	Variation
1.	Moisture content percent by weight, Max.	25.0	10.19	-
2.	Particle size	Minimum 90% Material should pass through 4.0 mm IS sieve	93.72% passes through 4.0 mm IS sieve	-
3.	Bulk density (g/cm ³)	<1.0	0.80	-
4.	Total organic carbon per cent by weight, minimum	14.0	19.99	-
5.	Total Nitrogen (as N) percent by weight minimum	0.5	1.06	-
6.	Total phosphate (as P2O5) percent by weight, minimum	0.5	2.06	-
7.	Total potassium (as K2O) percent by weight, minimum	0.5	0.52	-
8.	NPK nutrients- total of N, P2O5, K2O should not be less than 3%	should not be less than 3%	3.63	-
9.	C:N ratio	<20	18.85:1	-
10.	pH	6.5 -7.5	7.19	-
	Heavy Metal Content (as mg/kg) percent by weight Max.			
	a). Cadmium	5.0	0.057	
	b). Chromium	50.0	0.931	
	c). Nickel	50.0	0.047	
	d). Copper	300.0	13.176	
	e). Zinc	1000.0	119.439	


Remarks: The sample is according to specifications.

No:- ACK(ABC)/2025-26/ 1542-44
 Analysed by:

Dated:- 20/02/2026

1. 


 Assistant Bio-Chemist
 QCL, Lalmandi


 Agriculture Chemist
 Kashmir

Copy to the:-

1. Director Agriculture Kashmir for favour of information.
2. Deputy Director Law Enforcement for favour of information.



CIN: U73100MP2002PTC015352 **GSTIN:** 23AAECA9188L1Z8
Approved: by Occupational Health & Safety Management (ISO45001:2018)
Approved: by National Accreditation Board for Testing and Calibration Laboratories
Approved: by Ministry of Environment, Forest and Climate Change (MoEF&CC)
Registered Office: 63/1, Kallash Vihar, Near Income Tax Office, City Center-II
 Gwalior-474 011, M.P., India
 ☎0751-3566867, 2232177
 Email: aetlgwalior@gmail.com aetrl2016@gmail.com, aetrlcenter@gmail.com
 Web: www.aetrl.com



SOLID WASTE ANALYSIS REPORT

Lab ref. No. AETRL/160924G0001
Dispatch No. 0062 00620062

Client Name with Address	: Office of the Chief Executive officer, Srinagar smart city Limited 1st Floor, Budshah Building, Lal Chowk, Srinagar, Jammu and Kashmir 190001		
Nature of Sample	: Solid waste	D/O sample Collection	: 11/09/2024
Sample Description	: Average Value of All Wards	D/o Sample Received	: 16/09/2024
Location	: Srinagar	D/o Sample Analysis	: 16/09/2024
Sample Collected By	: AETRL Sampling Team	D/O Completion Analysis	: 31/09/2024
Sample Collected	: -	D/o Report Issue	: 31/09/2024

TEST RESULTS- Average

S.No.	Parameters	Unit	Average (35 Wards)
PHYSICAL CHARACTERIZATIONS			
1.	Biodegradable Waste	%	69.2
2.	Recyclable Waste	%	14.4
3.	Inert Waste	%	16.4

Reviewed By
Dr. Dinesh Uchchariya
Technical Manager



Authorized Signatory
Rajesh Jain



CIN: U73100MP2002PTC015352

GSTIN: 23AAECA9188L1Z8

Approved: by Occupational Health & Safety Management (ISO45001:2018)

Approved: by National Accreditation Board for Testing and Calibration Laboratories

Approved: by Ministry of Environment, Forest and Climate Change (MoEF&CC)

Registered Office: 63/1, Kallash Vihar, Near Income Tax Office, City Center-II

Gwalior-474 011, M.P., India

☎0751-3566867, 2232177

Email: aetlgwalior@gmail.com, aetrl2016@gmail.com, aetrlcenter@gmail.com

Web: www.aetrl.com



SOLID WASTE ANALYSIS REPORT

Lab ref. No. : AETRL/160924G0001
Dispatch No. 0062 00620062

Client Name with Address	: Office of the chief Executive officers, srinagar smart city Limited 1st Floor, Budshah Building, Lal Chowk, Srinagar, Jammu and Kashmir 190001		
Nature of Sample	: Solid waste	D/O sample Collection	: 11/09/2024
Sample Description	: Ward No-1	D/o Sample Received	: 16/09/2024
Location	: Nishath Srinagar	D/o Sample Analysis	: 16/09/2024
Sample Collected By	: Aetrl Sampling Team	D/O Completion Analysis	: 31/09/2024
Sample Collected	: 10 Kg	D/o Report Issue	: 31/09/2024

TESTE RESULTS

S.No.	Parameters	Unit	Results			
PHYSICAL CHARACTERIZATIONS			S-1	S-2	S-3	S-4
1.	Plastics, Plastic bags etc	%	11.3	11.5	10.9	11.9
2.	Papers and cardboard(Newspaper, office paper, cardboard boxes and packaging materials)	%	4.9	5.1	5.3	5.1
3.	Glass & Metals	%	1.9	1.8	2.1	2.6
4.	Leather , rubber, Thermocol	%	1.4	1.3	1.6	1.8
5.	Tetra pack	%	0.9	1.4	0.84	1.64
6.	Wood and wood products	%	1.6	2	0.98	1.7
7.	Clothes & Rags (Textiles)	%	0.88	1.05	1.36	1.33
8.	Food waste/Vegetable waste/Fish/Mutton waste(Organic Waste)	%	60.9	60.1	60.2	58.3
9.	Horticulture waste & Wood	%	0.33	0.39	0.47	0.4
10.	Miscellaneous & Inert Wastes (Construction and demolition debris, Dust,Stones)	%	15.89	15.36	16.25	15.23

Reviewed By
Dr. Dinesh Uchchariya
Technical Manager



Authorized Signatory
Rajesh Jain



CIN: U73100MP2002PTC015352

GSTIN: 23AAECA9188L1Z8

Approved: by Occupational Health & Safety Management (ISO45001:2018)

Approved: by National Accreditation Board for Testing and Calibration Laboratories

Approved: by Ministry of Environment, Forest and Climate Change (MoEF&CC)

Registered Office: 63/1, Kallash Vihar, Near Income Tax Office, City Center-II

Gwalior-474 011, M.P., India

☎0751-3566867, 2232177

Email: aetrlgwalior@gmail.com aetrl2016@gmail.com, aetrlcenter@gmail.com

Web: www.aetrl.com



TC-12760

WASTE ANALYSIS REPORT

Lab ref. No. : : AETRL/160924G0001
Dispatch No. 0062 0062

Client Name with Address	: Office of the chief Executive officers, Srinagar smart city Limited 1st Floor, Budshah Building, Lal Chowk, Srinagar, Jammu and Kashmir 190001		
Nature of Sample	: Solid waste	D/O sample Collection	: 11/09/2024
Sample Description	: Ward No-1	D/o Sample Received (Processed form)	: 16/09/2024
Location	: Nishath Srinagar	D/o Sample Analysis	: 16/09/2024
Sample Collected By	: Aetrl Sampling Team	D/O Completion Analysis	: 31/09/2024
Sample Collected	: 10 Kg	D/o Report Issue	: 31/09/2024

TESTE RESULTS

S.No.	Parameters	Methodology	Unit	Analysis Results of Samples Collected at Various Depths			
				S-1	S-2	S-3	S-4
Physical Parameters							
1.	Bulk Density	ASTM 5231 D	kg/M ³	549	544	523	525
2.	CV	ASTM 5468 D	kcal/kg	1585	1545	1744	1752
3.	Moisture content	ASTM 2216 D	%	21.9	26.6	30.5	31
Chemical Parameters							
4.	pH	EPA 9045D	-	7.5	7.9	7.7	7.84
5.	Total Volatile Solids (% by mass)	ASTM 3175 D	%	56.1	57.2	65.9	62.7
6.	Total Solid (% By Mass)	APHA 24 ED.		25.1	26.3	27.5	28.5
7.	Total Organic Carbon (% by mass)	USEPA 9060a	%	25.72	26.85	26.45	28.36
8.	C/N Ratio	-	-	22.6	22.5	22.0	22.8
9.	Total Nitrogen (% by mass)	ASTM E778	%	1.3	1.2	1.4	1.4
10.	Total Phosphates as P2O5 (%bymass)	ASTM 5198 D	%	0.5	0.35	0.32	0.36
11.	Total Potassium asK (% by mass)	APHA24ED24	%	0.23	0.22	0.21	0.23
12.	Arsenic (As)	ASTM 5198 D	mg/kg	BDL	BDL	BDL	BDL
13.	Nickel (Ni)	ASTM 5198 D	mg/kg	0.72	0.63	0.71	0.79
14.	Zinc (Zn)	ASTM 5198 D	mg/kg	14.2	14.1	13.8	12.31
15.	Cadmium (Cd)	ASTM 5198 D	mg/kg	0.1	0.2	0.2	0.2036
16.	Copper (Cu)	ASTM 5198 D	mg/kg	5.1	2.3	5.2	5.2936
17.	Chromium (Cr+6)	ASTM 5198 D	mg/kg	1.2	1.5	4.7	4.78
18.	Lead (Pb)	ASTM 5198 D	mg/kg	0.3	0.5	0.9	0.91
19.	Mercury (Hg)	ASTM 5198 D	mg/kg	BDL	BDL	BDL	BDL
20.	Chloride (% by mass)	Based on USEPA	%	0.2	0.3	0.3	40.72
21.	Sulphur (% by mass)	ASTM 775 E	%	0.51	0.25	0.21	1085
22.	Iron (Fe)	ASTM 5198 D	mg/kg	4.5	6.7	11.8	0.81
23.	Manganese (Mn)	ASTM 5198 D	mg/kg	1.8	1.6	1.3	1.53
24.	Selenium as Se	APHA 24 ED.		BDL	BDL	BDL	BDL
Biochemical Characteristics							
1.	Carbohydrates	LAB/SOP	%	36.2	37.5	38.5	37.6
2.	Proteins	LAB/SOP	%	5.2	6.23	5.55	5.66
3.	Natural Fiber	LAB/SOP	%	8.71	9.74	8.58	8.77
4.	Biodegradable Factor	LAB/SOP	%	68.61	68.64	68.31	66.83

Reviewed By

Dr. Dinesh Uchchariya
Technical Manager



Authorized Signatory

Rajesh Jain



CIN: U73100MP2002PTC015352

GSTIN: 23AAECA9188L1Z8

Approved: by Occupational Health & Safety Management (ISO45001:2018)

Approved: by National Accreditation Board for Testing and Calibration Laboratories

Approved: by Ministry of Environment, Forest and Climate Change (MoEF&CC)

Registered Office: 63/1, Kallash Vihar, Near Income Tax Office, City Center-II

Gwalior-474 011, M.P., India

☎0751-3566867, 2232177

Email: aetrlgwalior@gmail.com, aetrl2016@gmail.com, aetrlcenter@gmail.com

Web: www.aetrl.com



SOLID WASTE ANALYSIS REPORT

Lab ref. No. : : AETRL/160924G0002
Dispatch No. 0062 0062

Client Name with Address	: Office of the chief Executive officers, srinagar smart city Limited 1st Floor, Budshah Building, Lal Chowk, Srinagar, Jammu and Kashmir 190001		
Nature of Sample	: Solid waste	D/O sample Collection	: 11/09/2024
Sample Description	: Ward No-2	D/o Sample Received	: 16/09/2024
Location	: Lal Chowk Srinagar	D/o Sample Analysis	: 16/09/2024
Sample Collected By	: Aetrl Sampling Team	D/O Completion Analysis	: 31/09/2024
Sample Collected	: 10 Kg	D/o Report Issue	: 31/09/2024

TESTE RESULTS

S.No.	Parameters	Unit	Results			
PHYSICAL CHARACTERIZATIONS			S-1	S-2	S-3	S-4
1.	Plastics, Plastic bags etc	%	10.8	10.6	10.9	10.8
2.	Papers and cardboard(Newspaper, office paper, cardboard boxes and packaging materials)	%	3.9	3.5	3.1	3.6
3.	Glass & Metals	%	1.1	0.99	0.88	0.8
4.	Leather , rubber, Thermocol	%	0.99	1.53	0.66	0.65
5.	Tetra pack	%	0.5	0.3	0.2	0.6
6.	Wood and wood products	%	1.6	1.9	1.3	1.2
7.	Clothes & Rags (Textiles)	%	0.88	1.05	0.99	1.33
8.	Food waste/Vegetable waste/Fish/Mutton waste(Organic Waste)	%	61.9	61.7	62.9	62.3
9.	Horticulture waste & Wood	%	0.43	0.33	0.47	0.42
10.	Miscellaneous & Inert Wastes (Construction and demolition debris, Dust,Stones)	%	17.9	18.1	18.6	18.3

Reviewed By

Dr. Dinesh Uchchariya
Technical Manager



Authorized Signatory

Rajesh Jain



CIN: U73100MP2002PTC015352 **GSTIN: 23AAECA9188L1Z8**
Approved: by Occupational Health & Safety Management (ISO45001:2018)
Approved: by National Accreditation Board for Testing and Calibration Laboratories
Approved: by Ministry of Environment, Forest and Climate Change (MoEF&CC)
Registered Office: 63/1, Kallash Vihar, Near Income Tax Office, City Center-II
Gwalior-474 011, M.P., India
☎0751-3566867, 2232177
Email: aetrlgwalior@gmail.com, aetrl2016@gmail.com, aetrlcenter@gmail.com
Web: www.aetrl.com



SOLID WASTE ANALYSIS REPORT

Lab ref. No.: : AETRL/160924G0002
Dispatch No. 0062

Client Name with Address	Office of the chief Executive officers, Srinagar smart city Limited 1st Floor, Budshah Building, Lal Chowk, Srinagar, Jammu and Kashmir 190001		
Nature of Sample	Solid waste	D/O sample Collection	: 11/09/2024
Sample Description	Ward No-2	D/o Sample Received (Processed form)	: 16/09/2024
Location	Lal Chowk Srinagar	D/o Sample Analysis	: 16/09/2024
Sample Collected By	Aetrl Sampling Team	D/O Completion Analysis	: 31/09/2024
Sample Collected	10 Kg	D/o Report Issue	: 31/09/2024

TESTE RESULTS

S.No.	Parameters	Methodology	Unit	Analysis Results of Samples Collected at Various Depths			
				S-1	S-2	S-3	S-4
Physical Parameters							
1.	Bulk Density	ASTM 5231 D	kg/M ³	545	540	522	512
2.	CV	ASTM 5468 D	kcal/kg	1616	1532	1526	1615
3.	Moisture content	ASTM 2216 D	%	22.33	23.13	31.10	31.61
Chemical Parameters							
4.	pH	EPA 9045D	-	7.65	7.00	7.85	8.00
5.	Total Volatile Solids (% by mass)	ASTM 3175 D	%	55.96	57.73	58.61	59.43
6.	Total Solid (% By Mass)	APHA 24 ED.		21.76	25.42	26.38	27.53
7.	Total Organic Carbon (% by mass)	USEPA 9060a	%	25.7	26.8	27.8	27.5
8.	C/N Ratio	-	-	22.944	22.946	22.436	23.251
9.	Total Nitrogen (% by mass)	ASTM E778	%	1.5	1.2	1.3	1.4
10.	Total Phosphates as P2O5 (% by mass)	ASTM 5198 D	%	0.50	0.57	0.55	0.52
11.	Total Potassium asK (% by mass)	APHA24ED24	%	0.52	0.58	0.54	0.59
12.	Arsenic (As)	ASTM 5198 D	mg/kg	BDL	BDL	BDL	BDL
13.	Nickel (Ni)	ASTM 5198 D	mg/kg	0.734	0.642	0.724	0.806
14.	Zinc (Zn)	ASTM 5198 D	mg/kg	14.481	14.379	14.073	12.554
15.	Cadmium (Cd)	ASTM 5198 D	mg/kg	0.102	0.204	0.204	0.208
16.	Copper (Cu)	ASTM 5198 D	mg/kg	5.201	2.346	5.303	5.398
17.	Chromium (Cr+6)	ASTM 5198 D	mg/kg	1.224	1.530	4.793	4.875
18.	Lead (Pb)	ASTM 5198 D	mg/kg	0.306	0.510	0.918	0.928
19.	Mercury (Hg)	ASTM 5198 D	mg/kg	BDL	BDL	BDL	BDL
20.	Chloride (% by mass)	Based on USEPA	%	0.20	0.31	0.31	41.53
21.	Sulphur (% by mass)	ASTM 775 E	%	0.52	0.25	0.21	1106.48
22.	Iron (Fe)	ASTM 5198 D	mg/kg	4.59	6.83	12.03	0.83
23.	Manganese (Mn)	ASTM 5198 D	mg/kg	1.84	1.63	1.33	1.56
24.	Selenium as Se	APHA 24 ED.		560	702	826	841
Biochemical Characteristics							
25.	Carbohydrates	LAB/SOP/	%	39.5	37.7	36.8	35.5
26.	Proteins	LAB/SOP/	%	5.57	5.31	5.64	5.77
27.	Natural Fiber	LAB/SOP/	%	8.16	9.10	9.14	8.12
28.	Biodegradable Factor	LAB/SOP/	%	68.71	68.48	68.76	68.85

Reviewed By
 Dr. Dinesh Uchchariya
 Technical Manager



Authorized Signatory
 Rajesh Jain



CIN: U73100MP2002PTC015352

GSTIN: 23AAECA9188L1Z8

Approved: by Occupational Health & Safety Management (ISO45001:2018)

Approved: by National Accreditation Board for Testing and Calibration Laboratories

Approved: by Ministry of Environment, Forest and Climate Change (MoEF&CC)

Registered Office: 63/1, Kallash Vihar, Near Income Tax Office, City Center-II

Gwalior-474 011, M.P., India

☎0751-3566867, 2232177

Email: aetrlgwalior@gmail.com, aetrl2016@gmail.com, aetrlcenter@gmail.com

Web: www.aetrl.com



TC-12760

SOLID WASTE ANALYSIS REPORT

Lab ref. No.: : AETRL/160924G0003
Dispatch No. 0062

Client Name with Address	: Office of the chief Executive officers, srinagar smart city Limited 1st Floor, Budshah Building, Lal Chowk, Srinagar, Jammu and Kashmir 190001		
Nature of Sample	: Solid waste	D/O sample Collection	: 11/09/2024
Sample Description	: Ward No-3	D/o Sample Received	: 16/09/2024
Location	: Nawpora Srinagar	D/o Sample Analysis	: 16/09/2024
Sample Collected By	: Aetrl Sampling Team	D/O Completion Analysis	: 31/09/2024
Sample Collected	: 10 Kg	D/o Report Issue	: 31/09/2024

TESTE RESULTS

S.No.	Parameters	Unit	Results			
PHYSICAL CHARACTERIZATIONS			S-1	S-2	S-3	S-4
1.	Plastics, Plastic bags etc	%	6.2	6	6.3	6
2.	Papers and cardboard(Newspaper, office paper, cardboard boxes and packaging materials)	%	1.9	1.8	1.8	1.6
3.	Glass & Metals	%	1.8	1.2	1.3	1.7
4.	Leather , rubber, Thermocol	%	1.2	1.4	1.1	1.5
5.	Tetra pack	%	1.1	1.7	1.6	1.6
6.	Wood and wood products	%	1.1	1.1	0.94	1
7.	Clothes & Rags (Textiles)	%	0.8	0.8	0.9	0.8
8.	Food waste/Vegetable waste/Fish/Mutton waste(Organic Waste)	%	68.2	68.2	68.8	67.2
9.	Horticulture waste & Wood	%	1.1	1.5	1.46	1.7
10.	Miscellaneous & Inert Wastes (Construction and demolition debris, Dust,Stones)	%	16.6	16.3	15.8	16.9

Reviewed By

Dr. Dinesh Uchchariya
Technical Manager



Authorized Signatory

Rajesh Jain



CIN: U73100MP2002PTC015352 **GSTIN: 23AAECA9188L1Z8**
Approved: by Occupational Health & Safety Management (ISO45001:2018)
Approved: by National Accreditation Board for Testing and Calibration Laboratories
Approved: by Ministry of Environment, Forest and Climate Change (MoEF&CC)
Registered Office: 63/1, Kallash Vihar, Near Income Tax Office, City Center-II
Gwalior-474 011, M.P., India
☎0751-3566867, 2232177
Email: aetrlgwalior@gmail.com, aetrl2016@gmail.com, aetrlcenter@gmail.com
Web: www.aetrl.com



SOLID WASTE ANALYSIS REPORT

Lab ref. No.: AETRL/160924G0003
Dispatch No. 0062

Client Name with Address	Office of the chief Executive officers, Srinagar smart city Limited 1st Floor, Budshah Building, Lal Chowk, Srinagar, Jammu and Kashmir 190001		
Nature of Sample	Solid waste	D/O sample Collection	11/09/2024
Sample Description	Ward No-3	D/o Sample Received (Processed form)	16/09/2024
Location	Nawpora Srinagar	D/o Sample Analysis	16/09/2024
Sample Collected By	Aetrl Sampling Team	D/O Completion Analysis	31/09/2024
Sample Collected	10 Kg	D/o Report Issue	31/09/2024

TESTE RESULTS

S.No.	Parameters	Methodology	Unit	Analysis Results of Samples Collected at Various Depths			
				S-1	S-2	S-3	S-4
Physical Parameters							
1.	Bulk Density	ASTM 5231 D	kg/M ³	585	589	595	582
2.	CV	ASTM 5468 D	kcal/kg	1120	1175	1166	1118
3.	Moisture content	ASTM 2216 D	%	46.31	42.92	49.81	49.31
Chemical Parameters							
4.	pH	EPA 9045D	-	7.41	7.48	7.63	7.50
5.	Total Volatile Solids (% by mass)	ASTM 3175 D	%	61.8	66.0	67.0	69.6
6.	Total Solid (% By Mass)	APHA 24 ED.	%	25.5	26.6	27.9	28.3
7.	Total Organic Carbon (% by mass)	USEPA 9060a	%	31.2	36.9	37.8	39.6
8.	C/N Ratio	-	-	25.0	23.0	25.1	25.9
9.	Total Nitrogen (% by mass)	ASTM E778	%	1.5	1.7	1.8	1.6
10.	Total Phosphates as P2O5 (% by mass)	ASTM 5198 D	%	0.51	0.62	0.71	0.81
11.	Total Potassium asK (% by mass)	APHA24ED24	%	0.52	0.53	0.55	0.58
12.	Arsenic (As)	ASTM 5198 D	mg/kg	BDL	BDL	BDL	BDL
13.	Nickel (Ni)	ASTM 5198 D	mg/kg	0.28	2.241	0.259	0.183
14.	Zinc (Zn)	ASTM 5198 D	mg/kg	10.56	11.41	10.82	10.39
15.	Cadmium (Cd)	ASTM 5198 D	mg/kg	0.1	0.1	0.1	0.1
16.	Copper (Cu)	ASTM 5198 D	mg/kg	2.1	2.2	2.1	2.3
17.	Chromium (Cr+6)	ASTM 5198 D	mg/kg	0.012	0.011	0.026	0.018
18.	Lead (Pb)	ASTM 5198 D	mg/kg	0.003	0.005	0.009	0.004
19.	Mercury (Hg)	ASTM 5198 D	mg/kg	BDL	BDL	BDL	BDL
20.	Chloride (% by mass)	Based on USEPA	%	0.24	0.29	0.24	0.26
21.	Sulphur (% by mass)	ASTM 775 E	%	0.34	0.25	0.21	0.30
22.	Iron (Fe)	ASTM 5198 D	mg/kg	6.5	6.4	6.18	6.20
23.	Manganese (Mn)	ASTM 5198 D	mg/kg	BDL	BDL	BDL	BDL
24.	Selenium as Se	APHA 24 ED.					
Biochemical Characteristics							
25.	Carbohydrates	LAB/SOP	%	35.7	46.4	37.8	48.8
26.	Proteins	LAB/SOP	%	7.04	7.07	7.88	7.15
27.	Natural Fiber	LAB/SOP	%	6.11	6.19	6.17	6.13
28.	Biodegradable Factor	LAB/SOP	%	73.1	73.4	73.9	72.3

Reviewed By
 Dr. Dinesh Uchchariya
 Technical Manager



Authorized Signatory
 Rajesh Jain



CIN: U73100MP2002PTC015352 **GSTIN: 23AAECA9188L1Z8**
Approved: by Occupational Health & Safety Management (ISO45001:2018)
Approved: by National Accreditation Board for Testing and Calibration Laboratories
Approved: by Ministry of Environment, Forest and Climate Change (MoEF&CC)
Registered Office: 63/1, Kallash Vihar, Near Income Tax Office, City Center-II
Gwalior-474 011, M.P., India
☎0751-3566867, 2232177
Email: aetrlgwalior@gmail.com, aetrl2016@gmail.com, aetrlcenter@gmail.com
Web: www.aetrl.com



SOLID WASTE ANALYSIS REPORT

Lab ref. No.: AETRL/160924G0004
Dispatch No. 0062

Client Name with Address	: Office of the chief Executive officers, srinagar smart city Limited 1st Floor, Budshah Building, Lal Chowk, Srinagar, Jammu and Kashmir 190001	
Nature of Sample	: Solid waste	D/O sample Collection : 11/09/2024
Sample Description	: Ward No-4	D/o Sample Received : 16/09/2024
Location	: Rainawari Srinagar	D/o Sample Analysis : 16/09/2024
Sample Collected By	: Aetrl Sampling Team	D/O Completion Analysis : 31/09/2024
Sample Collected	: 10 Kg	D/o Report Issue : 31/09/2024

TESTE RESULTS

S.No.	Parameters	Unit	Results			
PHYSICAL CHARACTERIZATIONS			S-1	S-2	S-3	S-4
1.	Plastics, Plastic bags etc	%	5.9	5.3	6	5.9
2.	Papers and cardboard(Newspaper, office paper, cardboard boxes and packaging materials)	%	2.8	2.3	2.2	2.1
3.	Glass & Metals	%	1.5	1.6	1.7	1.9
4.	Leather , rubber, Thermocol	%	0.9	0.8	0.8	0.6
5.	Tetra pack	%	0.5	0.6	0.4	0.5
6.	Wood and wood products	%	1.6	1.2	1.5	1.4
7.	Clothes & Rags (Textiles)	%	0.86	0.87	0.92	0.67
8.	Food waste/Vegetable waste/Fish/Mutton waste(Organic Waste)	%	69.8	69.6	69.2	69.8
9.	Horticulture waste & Wood	%	1.36	1.38	1.6	1.23
10.	Miscellaneous & Inert Wastes (Construction and demolition debris, Dust,Stones)	%	14.78	16.35	15.68	15.9

Reviewed By
 Dr. Dinesh Uchchariya
 Technical Manager



Authorized Signatory
 Rajesh Jain



CIN: U73100MP2002PTC015352

GSTIN: 23AAECA9188L1Z8

Approved: by Occupational Health & Safety Management (ISO45001:2018)

Approved: by National Accreditation Board for Testing and Calibration Laboratories

Approved: by Ministry of Environment, Forest and Climate Change (MoEF&CC)

Registered Office: 63/1, Kallash Vihar, Near Income Tax Office, City Center-II

Gwalior-474 011, M.P., India

☎0751-3566867, 2232177

Email: aetrlgwalior@gmail.com, aetrl2016@gmail.com, aetrlcenter@gmail.com

Web: www.aetrl.com



TC-12760

SOLID WASTE ANALYSIS REPORT

Lab ref. No.: AETRL/160924G0004
Dispatch No. 0062

Client Name with Address	Office of the chief Executive officers, Srinagar smart city Limited 1st Floor, Budshah Building, Lal Chowk, Srinagar, Jammu and Kashmir 190001		
Nature of Sample	Solid waste	D/O sample Collection	11/09/2024
Sample Description	Ward No-4	D/o Sample Received (Processed form)	16/09/2024
Location	Rainawari Srinagar	D/o Sample Analysis	16/09/2024
Sample Collected By	Aetrl Sampling Team	D/O Completion Analysis	31/09/2024
Sample Collected	10 Kg	D/o Report Issue	31/09/2024

TESTE RESULTS

S.No.	Parameters	Methodology	Unit	Analysis Results of Samples Collected at Various Depths			
				S-1	S-2	S-3	S-4
Physical Parameters							
1.	Bulk Density	ASTM 5231 D	kg/M ³	585	595	582	575
2.	CV	ASTM 5468 D	kcal/kg	1030	1034	1032	1048
3.	Moisture content	ASTM 2216 D	%	47.33	37.13	41.10	43.61
Chemical Parameters							
4.	pH	EPA 9045D	-	7.65	8.00	7.85	8.00
5.	Total Volatile Solids (% by mass)	ASTM 3175 D	%	68.96	67.73	66.61	66.43
6.	Total Solid (% By Mass)	APHA 24 ED.		21.31	22.44	23.45	25.53
7.	Total Organic Carbon (% by mass)	USEPA 9060a	%	30.21	32.52	35.2	35.8
8.	C/N Ratio	-	-	23.047	22.946	22.436	23.251
9.	Total Nitrogen (% by mass)	ASTM E778	%	1.6	1.7	1.8	1.9
10.	Total Phosphates as P2O5 (% by mass)	ASTM 5198 D	%	0.61	0.63	0.77	0.85
11.	Total Potassium asK (% by mass)	APHA24ED24	%	0.51	0.53	0.56	0.59
12.	Arsenic (As)	ASTM 5198 D	mg/kg	BDL	BDL	BDL	BDL
13.	Nickel (Ni)	ASTM 5198 D	mg/kg	0.734	0.642	0.724	0.806
14.	Zinc (Zn)	ASTM 5198 D	mg/kg	14.481	14.379	14.073	12.554
15.	Cadmium (Cd)	ASTM 5198 D	mg/kg	0.102	0.204	0.204	0.208
16.	Copper (Cu)	ASTM 5198 D	mg/kg	5.201	2.346	5.303	5.398
17.	Chromium (Cr+6)	ASTM 5198 D	mg/kg	1.224	1.530	4.793	4.875
18.	Lead (Pb)	ASTM 5198 D	mg/kg	0.306	0.510	0.918	0.928
19.	Mercury (Hg)	ASTM 5198 D	mg/kg	BDL	BDL	BDL	BDL
20.	Chloride (% by mass)	Based on USEPA	%	0.20	0.31	0.31	41.53
21.	Sulphur (% by mass)	ASTM 775 E	%	0.52	0.25	0.21	1106.48
22.	Iron (Fe)	ASTM 5198 D	mg/kg	4.59	6.83	12.03	0.83
23.	Manganese (Mn)	ASTM 5198 D	mg/kg	1.84	1.63	1.33	1.56
24.	Selenium as Se	APHA 24 ED.		BDL	BDL	BDL	BDL
Biochemical Characteristics							
25.	Carbohydrates	LAB/SOP	%	35.4	36.2	37.6	39.0
26.	Proteins	LAB/SOP	%	5.58	6.32	5.64	5.77
27.	Natural Fiber	LAB/SOP	%	6.52	6.55	6.85	6.23
28.	Biodegradable Factor	LAB/SOP	%	76.42	75.35	75.42	75.2

Reviewed By
Dr. Dinesh Uchchariya
Technical Manager



Authorized Signatory
Rajesh Jain



CIN: U73100MP2002PTC015352

GSTIN: 23AAECA9188L1Z8

Approved: by Occupational Health & Safety Management (ISO45001:2018)

Approved: by National Accreditation Board for Testing and Calibration Laboratories

Approved: by Ministry of Environment, Forest and Climate Change (MoEF&CC)

Registered Office: 63/1, Kallash Vihar, Near Income Tax Office, City Center-II

Gwalior-474 011, M.P., India

☎0751-3566867, 2232177

Email: aetlgwalior@gmail.com, aetrl2016@gmail.com, aetrlcenter@gmail.com

Web: www.aetrl.com



TC-12760

SOLID WASTE ANALYSIS REPORT

Lab ref. No.: AETRL/160924G0005
Dispatch No. 0062

Client Name with Address	Office of the chief Executive officers, srinagar smart city Limited 1st Floor, Budshah Building, Lal Chowk, Srinagar, Jammu and Kashmir 190001		
Nature of Sample	Solid waste	D/O sample Collection	11/09/2024
Sample Description	Ward No-5	D/o Sample Received	16/09/2024
Location	Babdumb Srinagar	D/o Sample Analysis	16/09/2024
Sample Collected By	Aetrl Sampling Team	D/O Completion Analysis	31/09/2024
Sample Collected	10 Kg	D/o Report Issue	31/09/2024

TESTE RESULTS

S.No.	Parameters	Unit	Results			
PHYSICAL CHARACTERIZATIONS			S-1	S-2	S-3	S-4
1.	Plastics, Plastic bags etc	%	6.9	6.5	6.14	6.2
2.	Papers and cardboard(Newspaper, office paper, cardboard boxes and packaging materials)	%	0.88	0.85	0.84	0.63
3.	Glass & Metals	%	0.85	0.62	0.73	0.81
4.	Leather , rubber, Thermocol	%	0.8	0.8	0.6	0.5
5.	Tetra pack	%	0.3	0.8	0.5	0.4
6.	Wood and wood products	%	0.9	0.9	1	1.1
7.	Clothes & Rags (Textiles)	%	0.88	0.89	0.94	0.68
8.	Food waste/Vegetable waste/Fish/Mutton waste(Organic Waste)	%	70.8	69.4	70.6	70.9
9.	Horticulture waste & Wood	%	2.3	2.8	2.6	2.7
10.	Miscellaneous & Inert Wastes (Construction and demolition debris, Dust,Stones)	%	15.39	16.44	16.05	16.08

Reviewed By

Dr. Dinesh Uchchariya
Technical Manager



Authorized Signatory

Rajesh Jain



CIN: U73100MP2002PTC015352 **GSTIN: 23AAECA9188L1Z8**
Approved: by Occupational Health & Safety Management (ISO45001:2018)
Approved: by National Accreditation Board for Testing and Calibration Laboratories
Approved: by Ministry of Environment, Forest and Climate Change (MoEF&CC)
Registered Office: 63/1, Kallash Vihar, Near Income Tax Office, City Center-II
Gwalior-474 011, M.P., India
☎0751-3566867, 2232177
Email: aetlgwalior@gmail.com, aetrl2016@gmail.com, aetrlcenter@gmail.com
Web: www.aetrl.com



SOLID WASTE ANALYSIS REPORT

Lab ref. No.: : AETRL/160924G0005
Dispatch No. 0062

Client Name with Address	Office of the chief Executive officers, Srinagar smart city Limited 1st Floor, Budshah Building, Lal Chowk, Srinagar, Jammu and Kashmir 190001		
Nature of Sample	Solid waste	D/O sample Collection	: 11/09/2024
Sample Description	Ward No-5	D/o Sample Received (Processed form)	: 16/09/2024
Location	Babdumb Srinagar	D/o Sample Analysis	: 16/09/2024
Sample Collected By	Aetrl Sampling Team	D/O Completion Analysis	: 31/09/2024
Sample Collected	10 Kg	D/o Report Issue	: 31/09/2024

TESTE RESULTS

S.No.	Parameters	Methodology	Unit	Analysis Results of Samples Collected at Various Depths			
				S-1	S-2	S-3	S-4
Physical Parameters							
1.	Bulk Density	ASTM 5231 D	kg/M ³	471	516	852	558
2.	CV	ASTM 5468 D	kcal/kg	1148	1052	1150	1167
3.	Moisture content	ASTM 2216 D	%	32.77	37.67	31.72	32.24
Chemical Parameters							
2.	pH	EPA 9045D	-	7.80	7.22	8.01	7.16
3.	Total Volatile Solids (% by mass)	ASTM 3175 D	%	69.73	68.48	67.33	67.15
4.	Total Solid (% By Mass)	APHA 24 ED.		20.91	21.41	20.13	28.24
5.	Total Organic Carbon (% by mass)	USEPA 9060a	%	32.007	31.581	31.872	31.893
6.	C/N Ratio	-	-	23.503	23.400	22.880	23.711
7.	Total Nitrogen (% by mass)	ASTM E778	%	1.874	1.676	1.884	1.905
8.	Total Phosphates as P2O5 (% by mass)	ASTM 5198 D	%	1.416	1.364	1.332	1.374
9.	Total Potassium asK (% by mass)	APHA24ED24	%	0.540	0.528	0.518	0.540
10.	Arsenic (As)	ASTM 5198 D	mg/kg	BDL	BDL	BDL	BDL
11.	Nickel (Ni)	ASTM 5198 D	mg/kg	0.749	0.655	0.738	0.822
12.	Zinc (Zn)	ASTM 5198 D	mg/kg	14.768	14.664	14.352	12.803
13.	Cadmium (Cd)	ASTM 5198 D	mg/kg	0.104	0.208	0.208	0.212
14.	Copper (Cu)	ASTM 5198 D	mg/kg	5.304	2.392	5.408	5.505
15.	Chromium (Cr+6)	ASTM 5198 D	mg/kg	1.248	1.560	4.888	4.972
16.	Lead (Pb)	ASTM 5198 D	mg/kg	0.312	0.520	0.936	0.946
17.	Mercury (Hg)	ASTM 5198 D	mg/kg	BDL	BDL	BDL	BDL
18.	Chloride (% by mass)	Based on USEPA	%	0.20	0.32	0.32	42.35
19.	Sulphur (% by mass)	ASTM 775 E	%	0.53	0.25	0.21	1128.39
20.	Iron (Fe)	ASTM 5198 D	mg/kg	4.68	6.97	12.27	0.85
21.	Manganese (Mn)	ASTM 5198 D	mg/kg	1.88	1.66	1.36	1.59
22.	Selenium as Se	APHA 24 ED.		BDL	BDL	BDL	BDL
Biochemical Characteristics							
1.	Carbohydrates	LAB/SOP	%	44.82	41.46	44.97	45.34
2.	Proteins	LAB/SOP	%	5.69	5.40	5.75	5.89
3.	Natural Fiber	LAB/SOP	%	6.9	6.10	7.2	6.8
4.	Biodegradable Factor	LAB/SOP	%	75.76	74.84	75.98	76.01

Reviewed By
 Dr. Dinesh Uchchariya
 Technical Manager



Authorized Signatory
 Rajesh Jain



CIN: U73100MP2002PTC015352 **GSTIN: 23AAECA9188L1Z8**
Approved: by Occupational Health & Safety Management (ISO45001:2018)
Approved: by National Accreditation Board for Testing and Calibration Laboratories
Approved: by Ministry of Environment, Forest and Climate Change (MoEF&CC)
Registered Office: 63/1, Kallash Vihar, Near Income Tax Office, City Center-II
Gwalior-474 011, M.P., India
☎0751-3566867, 2232177
Email: aetrlgwalior@gmail.com, aetrl2016@gmail.com, aetrlcenter@gmail.com
Web: www.aetrl.com



SOLID WASTE ANALYSIS REPORT

Lab ref. No. : : AETRL/160924G0006
Dispatch No. 0062

Client Name with Address	: Office of the chief Executive officers, srinagar smart city Limited 1st Floor, Budshah Building, Lal Chowk, Srinagar, Jammu and Kashmir 190001		
Nature of Sample	: Solid waste	D/O sample Collection	: 11/09/2024
Sample Description	: Ward No-6	D/o Sample Received	: 16/09/2024
Location	: Zainaekagel Srinagar	D/o Sample Analysis	: 16/09/2024
Sample Collected By	: Aetrl Sampling Team	D/O Completion Analysis	: 31/09/2024
Sample Collected	: 10 Kg	D/o Report Issue	: 31/09/2024

TESTE RESULTS

S.No.	Parameters	Unit	Results			
PHYSICAL CHARACTERIZATIONS			S-1	S-2	S-3	S-4
1.	Plastics, Plastic bags etc	%	6.5	6.4	6.3	6.8
2.	Papers and cardboard(Newspaper, office paper, cardboard boxes and packaging materials)	%	2.7	2.8	2.8	2.6
3.	Glass & Metals	%	0.87	0.63	0.74	0.66
4.	Leather , rubber, Thermocol	%	0.23	0.14	0.16	0.15
5.	Tetra pack	%	0.4	0.3	0.4	0.2
6.	Wood and wood products	%	0.69	1.16	0.65	0.38
7.	Clothes & Rags (Textiles)	%	0.44	0.5	0.96	0.8
8.	Food waste/Vegetable waste/Fish/Mutton waste(Organic Waste)	%	70.9	70.1	70	69.9
9.	Horticulture waste & Wood	%	0.48	0.53	0.69	0.75
10.	Miscellaneous & Inert Wastes (Construction and demolition debris, Dust,Stones)	%	16.79	17.44	17.3	17.76

Reviewed By
 Dr. Dinesh Uchchariya
 Technical Manager



Authorized Signatory
 Rajesh Jain



CIN: U73100MP2002PTC015352 **GSTIN: 23AAECA9188L1Z8**
Approved: by Occupational Health & Safety Management (ISO45001:2018)
Approved: by National Accreditation Board for Testing and Calibration Laboratories
Approved: by Ministry of Environment, Forest and Climate Change (MoEF&CC)
Registered Office: 63/1, Kallash Vihar, Near Income Tax Office, City Center-II
Gwalior-474 011, M.P., India
☎0751-3566867, 2232177
Email: aetrlgwalior@gmail.com, aetrl2016@gmail.com, aetrlcenter@gmail.com
Web: www.aetrl.com



SOLID WASTE ANALYSIS REPORT

Lab ref. No. : AETRL/160924G0006
Dispatch No. 0062

Client Name with Address	Office of the chief Executive officers, Srinagar smart city Limited 1st Floor, Budshah Building, Lal Chowk, Srinagar, Jammu and Kashmir 190001		
Nature of Sample	Solid waste	D/O sample Collection	11/09/2024
Sample Description	Ward No-6	D/o Sample Received (Processed form)	16/09/2024
Location	Zainaekagel Srinagar	D/o Sample Analysis	16/09/2024
Sample Collected By	Aetrl Sampling Team	D/O Completion Analysis	31/09/2024
Sample Collected	10 Kg	D/o Report Issue	31/09/2024

TESTE RESULTS

S.No.	Parameters	Methodology	Unit	Analysis Results of Samples Collected at Various Depths			
				S-1	S-2	S-3	S-4
Physical Parameters							
1.	Bulk Density	ASTM 5231 D	kg/M ³	588	637	667	684
2.	CV	ASTM 5468 D	kcal/kg	1197	1180	1178	1196
3.	Moisture content	ASTM 2216 D	%	43.45	48.49	42.67	43.20
Chemical Parameters							
2.	pH	EPA 9045D	-	7.97	8.10	7.81	7.34
3.	Total Volatile Solids (% by mass)	ASTM 3175 D	%	60.52	69.24	68.07	67.89
4.	Total Solid (% By Mass)	APHA 24 ED.		23.11	24.44	24.91	29.99
5.	Total Organic Carbon (% by mass)	USEPA 9060a	%	30.067	31.628	31.928	31.949
6.	C/N Ratio	-	-	24.203	24.097	23.562	24.418
7.	Total Nitrogen (% by mass)	ASTM E778	%	1.900	1.696	1.910	1.932
8.	Total Phosphates as P2O5 (% by mass)	ASTM 5198 D	%	1.428	1.375	1.342	1.385
9.	Total Potassium asK (% by mass)	APHA24ED24	%	0.557	0.535	0.524	0.547
10.	Arsenic (As)	ASTM 5198 D	mg/kg	BDL	BDL	BDL	BDL
11.	Nickel (Ni)	ASTM 5198 D	mg/kg	0.771	0.675	0.760	0.846
12.	Zinc (Zn)	ASTM 5198 D	mg/kg	15.208	15.101	14.780	13.185
13.	Cadmium (Cd)	ASTM 5198 D	mg/kg	0.107	0.214	0.214	0.218
14.	Copper (Cu)	ASTM 5198 D	mg/kg	5.462	2.463	5.569	5.669
15.	Chromium (Cr+6)	ASTM 5198 D	mg/kg	1.285	1.606	5.034	5.120
16.	Lead (Pb)	ASTM 5198 D	mg/kg	0.321	0.535	0.964	0.974
17.	Mercury (Hg)	ASTM 5198 D	mg/kg	BDL	BDL	BDL	BDL
18.	Chloride (% by mass)	Based on USEPA	%	0.206	0.330	0.330	43.612
19.	Sulphur (% by mass)	ASTM 775 E	%	0.546	0.257	0.216	1162.016
20.	Iron (Fe)	ASTM 5198 D	mg/kg	4.819	7.178	12.636	0.875
21.	Manganese (Mn)	ASTM 5198 D	mg/kg	1.936	1.709	1.401	1.637
22.	Selenium as Se	APHA 24 ED.		BDL	BDL	BDL	BDL
Biochemical Characteristics							
1.	Carbohydrates	LAB/SOP	%	45.26	41.80	45.42	45.81
2.	Proteins	LAB/SOP	%	5.86	5.53	5.92	6.07
3.	Natural Fiber	LAB/SOP	%	8.6	6.3	8.9	7.6
4.	Biodegradable Factor	LAB/SOP	%	75.21	75.09	75.1	74.43

Reviewed By
 Dr. Dinesh Uchchariya
 Technical Manager



Authorized Signatory
 Rajesh Jain



CIN: U73100MP2002PTC015352

GSTIN: 23AAECA9188L1Z8

Approved: by Occupational Health & Safety Management (ISO45001:2018)

Approved: by National Accreditation Board for Testing and Calibration Laboratories

Approved: by Ministry of Environment, Forest and Climate Change (MoEF&CC)

Registered Office: 63/1, Kallash Vihar, Near Income Tax Office, City Center-II

Gwalior-474 011, M.P., India

☎0751-3566867, 2232177

Email: aetrlgwalior@gmail.com aetrl2016@gmail.com, aetrlcenter@gmail.com

Web: www.aetrl.com



SOLID WASTE ANALYSIS REPORT

Lab ref. No. : AETRL/160924G0007
Dispatch No. 0062

Client Name with Address	: Office of the chief Executive officers, srinagar smart city Limited 1st Floor, Budshah Building, Lal Chowk, Srinagar, Jammu and Kashmir 190001		
Nature of Sample	: Solid waste	D/O sample Collection	: 11/09/2024
Sample Description	: Ward No-7	D/o Sample Received	: 16/09/2024
Location	: Khanyar Srinagar	D/o Sample Analysis	: 16/09/2024
Sample Collected By	: Aetrl Sampling Team	D/O Completion Analysis	: 31/09/2024
Sample Collected	: 10 Kg	D/o Report Issue	: 31/09/2024

TESTE RESULTS

S.No.	Parameters	Unit	Results			
PHYSICAL CHARACTERIZATIONS			S-1	S-2	S-3	S-4
1.	Plastics, Plastic bags etc	%	10.9	10.69	10.8	10.08
2.	Papers and cardboard(Newspaper, office paper, cardboard boxes and packaging materials)	%	4.28	4.49	4.88	4.65
3.	Glass & Metals	%	1.89	1.64	1.75	1.67
4.	Leather , rubber, Thermocol	%	1.23	1.14	1.16	1.15
5.	Tetra pack	%	1.1	1.41	1.12	1.21
6.	Wood and wood products	%	1.7	1.18	1.66	1.39
7.	Clothes & Rags (Textiles)	%	1.45	1.51	1.98	1.7
8.	Food waste/Vegetable waste/Fish/Mutton waste(Organic Waste)	%	59.1	59	58.9	59.2
9.	Horticulture waste & Wood	%	1.45	1.52	1.55	1.76
10.	Miscellaneous & Inert Wastes (Construction and demolition debris, Dust,Stones)	%	16.9	17.42	16.2	17.19

Reviewed By

Dr. Dinesh Uchchariya
Technical Manager



Authorized Signatory

Rajesh Jain



CIN: U73100MP2002PTC015352 **GSTIN: 23AAECA9188L1Z8**
Approved: by Occupational Health & Safety Management (ISO45001:2018)
Approved: by National Accreditation Board for Testing and Calibration Laboratories
Approved: by Ministry of Environment, Forest and Climate Change (MoEF&CC)
Registered Office: 63/1, Kallash Vihar, Near Income Tax Office, City Center-II
Gwalior-474 011, M.P., India
☎0751-3566867, 2232177
Email: aetrlgwalior@gmail.com, aetrl2016@gmail.com, aetrlcenter@gmail.com
Web: www.aetrl.com



SOLID WASTE ANALYSIS REPORT

Lab ref. No. : AETRL/160924G0007
Dispatch No. 0062

Client Name with Address	Office of the chief Executive officers, Srinagar smart city Limited 1st Floor, Budshah Building, Lal Chowk, Srinagar, Jammu and Kashmir 190001		
Nature of Sample	Solid waste	D/O sample Collection	11/09/2024
Sample Description	Ward No-7	D/o Sample Received (Processed form)	16/09/2024
Location	Khanyar Srinagar	D/o Sample Analysis	16/09/2024
Sample Collected By	Aetrl Sampling Team	D/O Completion Analysis	31/09/2024
Sample Collected	10 Kg	D/o Report Issue	31/09/2024

TESTE RESULTS

S.No.	Parameters	Methodology	Unit	Analysis Results of Samples Collected at Various Depths			
				S-1	S-2	S-3	S-4
Physical Parameters							
11.	Bulk Density	ASTM 5231 D	kg/M ³	495	544	542	511
12.	CV	ASTM 5468 D	kcal/kg	1448	1599	1787	1526
13.	Moisture content	ASTM 2216 D	%	33.15	29.34	33.64	34.19
Chemical Parameters							
2.	pH	EPA 9045D	-	8.00	7.25	7.05	7.52
3.	Total Volatile Solids (% by mass)	ASTM 3175 D	%	58.32	57.02	56.82	55.64
4.	Total Solid (% By Mass)	APHA 24 ED.		25.35	25.51	27.73	28.77
5.	Total Organic Carbon (% by mass)	USEPA 9060a	%	26.29	27.77	26.85	25.55
6.	C/N Ratio	-	-	24.924	24.815	24.264	25.146
7.	Total Nitrogen (% by mass)	ASTM E778	%	0.57	0.71	0.93	0.90
8.	Total Phosphates as P2O5 (% by mass)	ASTM 5198 D	%	0.7	0.6	0.5	0.6
9.	Total Potassium asK (% by mass)	APHA24ED24	%	0.54	0.54	0.55	0.54
10.	Arsenic (As)	ASTM 5198 D	mg/kg	BDL	BDL	BDL	BDL
11.	Nickel (Ni)	ASTM 5198 D	mg/kg	0.794	0.695	0.783	0.871
12.	Zinc (Zn)	ASTM 5198 D	mg/kg	15.661	15.551	15.220	13.578
13.	Cadmium (Cd)	ASTM 5198 D	mg/kg	0.110	0.220	0.220	0.224
14.	Copper (Cu)	ASTM 5198 D	mg/kg	5.625	2.536	5.735	5.838
15.	Chromium (Cr+6)	ASTM 5198 D	mg/kg	1.323	1.654	5.184	5.273
16.	Lead (Pb)	ASTM 5198 D	mg/kg	0.331	0.551	0.993	1.003
17.	Mercury (Hg)	ASTM 5198 D	mg/kg	BDL	BDL	BDL	BDL
18.	Chloride (% by mass)	Based on USEPA	%	0.212	0.340	0.340	44.912
19.	Sulphur (% by mass)	ASTM 775 E	%	0.562	0.265	0.222	1196.644
20.	Iron (Fe)	ASTM 5198 D	mg/kg	4.963	7.392	13.013	0.901
21.	Manganese (Mn)	ASTM 5198 D	mg/kg	1.994	1.760	1.443	1.686
22.	Selenium as Se	APHA 24 ED.		BDL	BDL	BDL	BDL
Biochemical Characteristics							
1.	Carbohydrates	LAB/SOP	%	38.70	39.16	35.88	35.28
2.	Proteins	LAB/SOP	%	6.03	5.67	6.10	6.25
3.	Natural Fiber	LAB/SOP	%	8.06	8.44	9.55	9.12
4.	Biodegradable Factor	LAB/SOP	%	67.98	67.7	68.97	68.7

Reviewed By
 Dr. Dinesh Uchchariya
 Technical Manager



Authorized Signatory
 Rajesh Jain



CIN: U73100MP2002PTC015352 **GSTIN: 23AAECA9188L1Z8**
Approved: by Occupational Health & Safety Management (ISO45001:2018)
Approved: by National Accreditation Board for Testing and Calibration Laboratories
Approved: by Ministry of Environment, Forest and Climate Change (MoEF&CC)
Registered Office: 63/1, Kallash Vihar, Near Income Tax Office, City Center-II
Gwalior-474 011, M.P., India
☎0751-3566867, 2232177
Email: aetrlgwalior@gmail.com, aetrl2016@gmail.com, aetrlcenter@gmail.com
Web: www.aetrl.com



SOLID WASTE ANALYSIS REPORT

Lab ref. No. : AETRL/160924G0008
Dispatch No. 0062

Client Name with Address	: Office of the chief Executive officers, srinagar smart city Limited 1st Floor, Budshah Building, Lal Chowk, Srinagar, Jammu and Kashmir 190001		
Nature of Sample	: Solid waste	D/O sample Collection	: 11/09/2024
Sample Description	: Ward No-8	D/o Sample Received	: 16/09/2024
Location	: Makhdoom Sahib Srinagar	D/o Sample Analysis	: 16/09/2024
Sample Collected By	: Aetrl Sampling Team	D/O Completion Analysis	: 31/09/2024
Sample Collected	: 10 Kg	D/o Report Issue	: 31/09/2024

TESTE RESULTS

S.No.	Parameters	Unit	Results			
			S-1	S-2	S-3	S-4
PHYSICAL CHARACTERIZATIONS						
14.	Plastics, Plastic bags etc	%	6.2	6.4	6.2	6.8
15.	Papers and cardboard(Newspaper, office paper, cardboard boxes and packaging materials)	%	2.2	2.7	2.6	2.4
16.	Glass & Metals	%	0.87	0.63	0.74	0.66
17.	Leather , rubber, Thermocol	%	0.23	0.14	0.16	0.15
18.	Tetra pack	%	0.2	0.2	0.4	0.2
19.	Wood and wood products	%	0.6	1.1	0.6	0.8
20.	Clothes & Rags (Textiles)	%	0.44	0.5	0.96	0.69
21.	Food waste/Vegetable waste/Fish/Mutton waste(Organic Waste)	%	70.9	70.3	70.2	70.5
22.	Horticulture waste & Wood	%	1.27	1.01	1.14	0.7
23.	Miscellaneous & Inert Wastes (Construction and demolition debris, Dust,Stones)	%	17.09	17.02	17	17.1

Reviewed By
 Dr. Dinesh Uchchariya
 Technical Manager



Authorized Signatory
 Rajesh Jain



CIN: U73100MP2002PTC015352 **GSTIN: 23AAECA9188L1Z8**
Approved: by Occupational Health & Safety Management (ISO45001:2018)
Approved: by National Accreditation Board for Testing and Calibration Laboratories
Approved: by Ministry of Environment, Forest and Climate Change (MoEF&CC)
Registered Office: 63/1, Kallash Vihar, Near Income Tax Office, City Center-II
Gwalior-474 011, M.P., India
☎0751-3566867, 2232177
Email: aetrlgwalior@gmail.com, aetrl2016@gmail.com, aetrlcenter@gmail.com
Web: www.aetrl.com



SOLID WASTE ANALYSIS REPORT

Lab ref. No. : AETRL/160924G0008
Dispatch No. 0062

Client Name with Address	Office of the chief Executive officers, Srinagar smart city Limited 1st Floor, Budshah Building, Lal Chowk, Srinagar, Jammu and Kashmir 190001		
Nature of Sample	Solid waste	D/O sample Collection	11/09/2024
Sample Description	Ward No-8	D/o Sample Received (Processed form)	16/09/2024
Location	Makhdoom Sahib Srinagar	D/o Sample Analysis	16/09/2024
Sample Collected By	Aetrl Sampling Team	D/O Completion Analysis	31/09/2024
Sample Collected	10 Kg	D/o Report Issue	31/09/2024

TESTE RESULTS

S.No.	Parameters	Methodology	Unit	Analysis Results of Samples Collected at Various Depths			
				S-1	S-2	S-3	S-4
Physical Parameters							
1.	Bulk Density	ASTM 5231 D	kg/M ³	624	682	620	637
23.	CV	ASTM 5468 D	kcal/kg	1065	1019	1017	1036
24.	Moisture content	ASTM 2216 D	%	44.87	40.21	44.64	45.21
Chemical Parameters							
25.	pH	EPA 9045D	-	7.32	7.77	7.54	7.71
26.	Total Volatile Solids (% by mass)	ASTM 3175 D	%	64.14	64.81	69.59	69.41
27.	Total Solid (% By Mass)	APHA 24 ED.		37.63	38.62	35.59	33.59
28.	Total Organic Carbon (% by mass)	USEPA 9060a	%	32.192	31.727	32.044	32.067
29.	C/N Ratio	-	-	25.667	25.554	24.987	25.895
30.	Total Nitrogen (% by mass)	ASTM E778	%	1.955	1.738	1.965	1.989
31.	Total Phosphates as P2O5 (% by mass)	ASTM 5198 D	%	1.454	1.398	1.362	1.408
32.	Total Potassium as K (% by mass)	APHA24ED24	%	0.662	0.649	0.638	0.662
33.	Arsenic (As)	ASTM 5198 D	mg/kg	BDL	BDL	BDL	BDL
34.	Nickel (Ni)	ASTM 5198 D	mg/kg	0.818	0.716	0.806	0.897
35.	Zinc (Zn)	ASTM 5198 D	mg/kg	16.128	16.014	15.674	13.983
36.	Cadmium (Cd)	ASTM 5198 D	mg/kg	0.113	0.227	0.227	0.231
37.	Copper (Cu)	ASTM 5198 D	mg/kg	5.793	2.612	5.906	6.012
38.	Chromium (Cr+6)	ASTM 5198 D	mg/kg	1.362	1.703	5.338	5.430
39.	Lead (Pb)	ASTM 5198 D	mg/kg	0.341	0.567	1.023	1.033
40.	Mercury (Hg)	ASTM 5198 D	mg/kg	BDL	BDL	BDL	BDL
41.	Chloride (% by mass)	Based on USEPA	%	0.218	0.350	0.350	46.250
42.	Sulphur (% by mass)	ASTM 775 E	%	0.579	0.273	0.229	1232.304
43.	Iron (Fe)	ASTM 5198 D	mg/kg	5.111	7.612	13.401	0.928
44.	Manganese (Mn)	ASTM 5198 D	mg/kg	2.053	1.812	1.486	1.736
45.	Selenium as Se	APHA 24 ED.		BDL	BDL	BDL	BDL
Biochemical Characteristics							
5.	Carbohydrates	LAB/SOP	%	46.20	42.50	46.35	46.77
6.	Proteins	LAB/SOP	%	6.22	7.80	7.28	7.44
7.	Natural Fiber	LAB/SOP	%	7.4	6.5	6.2	7.1
8.	Biodegradable Factor	LAB/SOP	%	75.41	75.61	75.5	75.09

Reviewed By
 Dr. Dinesh Uchchariya
 Technical Manager



Authorized Signatory
 Rajesh Jain



CIN: U73100MP2002PTC015352

GSTIN: 23AAECA9188L1Z8

Approved: by Occupational Health & Safety Management (ISO45001:2018)

Approved: by National Accreditation Board for Testing and Calibration Laboratories

Approved: by Ministry of Environment, Forest and Climate Change (MoEF&CC)

Registered Office: 63/1, Kallash Vihar, Near Income Tax Office, City Center-II

Gwalior-474 011, M.P., India

☎0751-3566867, 2232177

Email: aetlgwalior@gmail.com, aetrl2016@gmail.com, aetrlcenter@gmail.com

Web: www.aetrl.com



SOLID WASTE ANALYSIS REPORT

Lab ref. No. : AETRL/160924G0009
Dispatch No. 0062

Client Name with Address	Office of the chief Executive officers, srinagar smart city Limited 1st Floor, Budshah Building, Lal Chowk, Srinagar, Jammu and Kashmir 190001		
Nature of Sample	Solid waste	D/O sample Collection	11/09/2024
Sample Description	Ward No-9	D/o Sample Received	16/09/2024
Location	Eid Gah Kawdara Srinagar	D/o Sample Analysis	16/09/2024
Sample Collected By	Aetrl Sampling Team	D/O Completion Analysis	31/09/2024
Sample Collected	10 Kg	D/o Report Issue	31/09/2024

TESTE RESULTS

S.No.	Parameters	Unit	Results			
			S-1	S-2	S-3	S-4
PHYSICAL CHARACTERIZATIONS						
1.	Plastics, Plastic bags etc	%	5.8	5.4	6.09	5.9
2.	Papers and cardboard(Newspaper, office paper, cardboard boxes and packaging materials)	%	2.6	2.8	2.4	2.2
3.	Glass & Metals	%	0.85	0.71	0.72	0.64
4.	Leather , rubber, Thermocol	%	0.22	0.14	0.16	0.15
5.	Tetra pack	%	0.2	0.1	0.1	0.1
6.	Wood and wood products	%	1.2	1.1	1.3	1.3
7.	Clothes & Rags (Textiles)	%	0.43	0.49	0.94	0.67
8.	Food waste/Vegetable waste/Fish/Mutton waste(Organic Waste)	%	70.6	70.2	69.7	69.8
9.	Horticulture waste & Wood	%	0.8	1.7	1.1	1.2
10.	Miscellaneous & Inert Wastes (Construction and demolition debris, Dust,Stones)	%	17.3	17.36	17.49	18.04

Reviewed By

Dr. Dinesh Uchchariya
Technical Manager



Authorized Signatory

Rajesh Jain



CIN: U73100MP2002PTC015352

GSTIN: 23AAECA9188L1Z8

Approved: by Occupational Health & Safety Management (ISO45001:2018)

Approved: by National Accreditation Board for Testing and Calibration Laboratories

Approved: by Ministry of Environment, Forest and Climate Change (MoEF&CC)

Registered Office: 63/1, Kallash Vihar, Near Income Tax Office, City Center-II

Gwalior-474 011, M.P., India

☎0751-3566867, 2232177

Email: aetrlgwalior@gmail.com, aetrl2016@gmail.com, aetrlcenter@gmail.com

Web: www.aetrl.com



TC-12760

SOLID WASTE ANALYSIS REPORT

Lab ref. No. : AETRL/160924G0009
Dispatch No. 0062

Client Name with Address	Office of the chief Executive officers, Srinagar smart city Limited 1st Floor, Budshah Building, Lal Chowk, Srinagar, Jammu and Kashmir 190001		
Nature of Sample	Solid waste	D/O sample Collection	11/09/2024
Sample Description	Ward No-9	D/o Sample Received (Processed form)	16/09/2024
Location	Eid Gah Kawdara Srinagar	D/o Sample Analysis	16/09/2024
Sample Collected By	Aetrl Sampling Team	D/O Completion Analysis	31/09/2024
Sample Collected	10 Kg	D/o Report Issue	31/09/2024

TESTE RESULTS

S.No.	Parameters	Methodology	Unit	Analysis Results of Samples Collected at Various Depths			
				S-1	S-2	S-3	S-4
Physical Parameters							
1	Bulk Density	ASTM 5231 D	kg/M ³	637	699	640	657
2	CV	ASTM 5468 D	kcal/kg	1175	1125	1123	1142
3	Moisture content	ASTM 2216 D	%	45.41	40.87	45.40	45.98
Chemical Parameters							
4	pH	EPA 9045D	-	7.53	7.99	7.75	7.93
5	Total Volatile Solids (% by mass)	ASTM 3175 D	%	63.19	61.82	60.57	60.39
6	Total Solid (% By Mass)	APHA 24 ED.		20.55	21.31	27.96	25.91
7	Total Organic Carbon (% by mass)	USEPA 9060a	%	32.249	31.772	32.097	32.120
8	C/N Ratio	-	-	26.329	26.213	25.632	26.563
9	Total Nitrogen (% by mass)	ASTM E778	%	1.980	1.757	1.990	1.015
10	Total Phosphates as P2O5 (% by mass)	ASTM 5198 D	%	0.666	0.608	0.671	0.619
11	Total Potassium asK (% by mass)	APHA24ED24	%	0.569	0.555	0.544	0.569
12	Arsenic (As)	ASTM 5198 D	mg/kg	BDL	BDL	BDL	BDL
13	Nickel (Ni)	ASTM 5198 D	mg/kg	0.839	0.734	0.827	0.920
14	Zinc (Zn)	ASTM 5198 D	mg/kg	16.544	16.427	16.078	14.344
15	Cadmium (Cd)	ASTM 5198 D	mg/kg	0.116	0.233	0.233	0.237
16	Copper (Cu)	ASTM 5198 D	mg/kg	5.942	2.679	6.058	6.167
17	Chromium (Cr+6)	ASTM 5198 D	mg/kg	1.397	1.747	5.476	5.570
18	Lead (Pb)	ASTM 5198 D	mg/kg	0.350	0.582	1.049	1.060
19	Mercury (Hg)	ASTM 5198 D	mg/kg	BDL	BDL	BDL	BDL
20	Chloride (% by mass)	Based on USEPA	%	0.224	0.359	0.359	47.443
21	Sulphur (% by mass)	ASTM 775 E	%	0.594	0.280	0.235	1264.097
22	Iron (Fe)	ASTM 5198 D	mg/kg	5.243	7.808	13.747	0.952
23	Manganese (Mn)	ASTM 5198 D	mg/kg	2.106	1.859	1.524	1.781
24	Selenium as Se	APHA 24 ED.		BDL	BDL	BDL	BDL
Biochemical Characteristics							
1	Carbohydrates	LAB/SOP	%	46.61	42.84	46.77	47.21
2	Proteins	LAB/SOP	%	6.38	4.93	6.44	6.61
3	Natural Fiber	LAB/SOP	%	7.6	7.8	7.7	7.2
4	Biodegradable Factor	LAB/SOP	%	75.63	76.29	75.44	75.17

Reviewed By
Dr. Dinesh Uchchariya
Technical Manager



Authorized Signatory
Rajesh Jain



CIN: U73100MP2002PTC015352

GSTIN: 23AAECA9188L1Z8

Approved: by Occupational Health & Safety Management (ISO45001:2018)

Approved: by National Accreditation Board for Testing and Calibration Laboratories

Approved: by Ministry of Environment, Forest and Climate Change (MoEF&CC)

Registered Office: 63/1, Kallash Vihar, Near Income Tax Office, City Center-II

Gwalior-474 011, M.P., India

☎0751-3566867, 2232177

Email: aetlgwalior@gmail.com, aetrl2016@gmail.com, aetrlcenter@gmail.com

Web: www.aetrl.com



TC-12760

SOLID WASTE ANALYSIS REPORT

Lab ref. No. : AETRL/160924G0010
Dispatch No. 0062

Client Name with Address	Office of the chief Executive officers, srinagar smart city Limited 1st Floor, Budshah Building, Lal Chowk, Srinagar, Jammu and Kashmir 190001		
Nature of Sample	Solid waste	D/O sample Collection	12/09/2024
Sample Description	Ward No-10	D/o Sample Received	16/09/2024
Location	Hawalner Phirdous Shilma Srinagar	D/o Sample Analysis	16/09/2024
Sample Collected By	Aetrl Sampling Team	D/O Completion Analysis	31/09/2024
Sample Collected	10 Kg	D/o Report Issue	31/09/2024

TESTE RESULTS

S.No.	Parameters	Unit	Results			
			S-1	S-2	S-3	S-4
PHYSICAL CHARACTERIZATIONS						
1.	Plastics, Plastic bags etc	%	6.1	6.2	5.9	6
2.	Papers and cardboard(Newspaper, office paper, cardboard boxes and packaging materials)	%	2.2	2.7	2.6	2.4
3.	Glass & Metals	%	0.87	0.63	0.74	0.66
4.	Leather , rubber, Thermocol	%	0.23	0.14	0.16	0.15
5.	Tetra pack	%	0.1	0.2	0.2	0.3
6.	Wood and wood products	%	1.3	1.1	1.3	1.3
7.	Clothes & Rags (Textiles)	%	0.44	0.5	0.96	0.69
8.	Food waste/Vegetable waste/Fish/Mutton waste(Organic Waste)	%	71.1	69.7	70.6	69.8
9.	Horticulture waste & Wood	%	1.8	1.6	1.6	1.8
10.	Miscellaneous & Inert Wastes (Construction and demolition debris, Dust,Stones)	%	15.86	17.23	15.94	16.9

Reviewed By

Dr. Dinesh Uchchariya
Technical Manager



Authorized Signatory

Rajesh Jain



CIN: U73100MP2002PTC015352 **GSTIN: 23AAECA9188L1Z8**
Approved: by Occupational Health & Safety Management (ISO45001:2018)
Approved: by National Accreditation Board for Testing and Calibration Laboratories
Approved: by Ministry of Environment, Forest and Climate Change (MoEF&CC)
Registered Office: 63/1, Kallash Vihar, Near Income Tax Office, City Center-II
Gwalior-474 011, M.P., India
☎0751-3566867, 2232177
Email: aetrlgwalior@gmail.com, aetrl2016@gmail.com, aetrlcenter@gmail.com
Web: www.aetrl.com



SOLID WASTE ANALYSIS REPORT

Lab ref. No. : AETRL/160924G0010
Dispatch No. 0062

Client Name with Address	Office of the chief Executive officers, Srinagar smart city Limited 1st Floor, Budshah Building, Lal Chowk, Srinagar, Jammu and Kashmir 190001		
Nature of Sample	Solid waste	D/O sample Collection	: 12/09/2024
Sample Description	Ward No-10	D/o Sample Received (Processed form)	: 16/09/2024
Location	Hawalner Phirdous Shilma Srinagar	D/o Sample Analysis	: 16/09/2024
Sample Collected By	Aetrl Sampling Team	D/O Completion Analysis	: 31/09/2024
Sample Collected	10 Kg	D/o Report Issue	: 31/09/2024

TESTE RESULTS

S.No.	Parameters	Methodology	Unit	Analysis Results of Samples Collected at Various Depths			
				S-1	S-2	S-3	S-4
Physical Parameters							
1.	Bulk Density	ASTM 5231 D	kg/M ³	651	616	660	677
2.	CV	ASTM 5468 D	kcal/kg	1185	1031	1029	1048
3.	Moisture content	ASTM 2216 D	%	45.96	41.54	46.17	46.76
Chemical Parameters							
4.	pH	EPA 9045D	-	7.74	7.21	7.97	7.15
5.	Total Volatile Solids (% by mass)	ASTM 3175 D	%	64.26	62.86	61.58	64.39
6.	Total Solid (% By Mass)	APHA 24 ED.		23.54	24.07	21.39	28.29
7.	Total Organic Carbon (% by mass)	USEPA 9060a	%	32.307	31.818	32.151	32.175
8.	C/N Ratio	-	-	27.008	26.889	26.293	27.248
9.	Total Nitrogen (% by mass)	ASTM E778	%	1.005	1.777	1.016	1.041
10.	Total Phosphates as P2O5 (% by mass)	ASTM 5198 D	%	0.878	0.719	0.781	0.830
11.	Total Potassium asK (% by mass)	APHA24ED24	%	0.576	0.562	0.550	0.576
12.	Arsenic (As)	ASTM 5198 D	mg/kg	BDL	BDL	BDL	BDL
13.	Nickel (Ni)	ASTM 5198 D	mg/kg	0.861	0.753	0.848	0.944
14.	Zinc (Zn)	ASTM 5198 D	mg/kg	16.971	16.851	16.493	14.714
15.	Cadmium (Cd)	ASTM 5198 D	mg/kg	0.119	0.239	0.239	0.243
16.	Copper (Cu)	ASTM 5198 D	mg/kg	6.095	2.748	6.214	6.326
17.	Chromium (Cr+6)	ASTM 5198 D	mg/kg	1.433	1.792	5.617	5.714
18.	Lead (Pb)	ASTM 5198 D	mg/kg	0.359	0.597	1.076	1.087
19.	Mercury (Hg)	ASTM 5198 D	mg/kg	BDL	BDL	BDL	BDL
20.	Chloride (% by mass)	Based on USEPA	%	0.230	0.368	0.368	48.667
21.	Sulphur (% by mass)	ASTM 775 E	%	0.609	0.287	0.241	1296.711
22.	Iron (Fe)	ASTM 5198 D	mg/kg	5.378	8.009	14.102	0.977
23.	Manganese (Mn)	ASTM 5198 D	mg/kg	2.160	1.907	1.563	1.827
24.	Selenium as Se	APHA 24 ED.		BDL	BDL	BDL	BDL
Biochemical Characteristics							
9.	Carbohydrates	LAB/SOP	%	47.03	43.18	47.21	47.66
10.	Proteins	LAB/SOP	%	6.54	6.06	6.61	6.78
11.	Natural Fiber	LAB/SOP	%	6.3	6.8	6.2	6.6

Reviewed By
 Dr. Dinesh Uchchariya
 Technical Manager



Authorized Signatory
 Rajesh Jain



CIN: U73100MP2002PTC015352 **GSTIN: 23AAECA9188L1Z8**
Approved: by Occupational Health & Safety Management (ISO45001:2018)
Approved: by National Accreditation Board for Testing and Calibration Laboratories
Approved: by Ministry of Environment, Forest and Climate Change (MoEF&CC)
Registered Office: 63/1, Kallash Vihar, Near Income Tax Office, City Center-II
Gwalior-474 011, M.P., India
☎0751-3566867, 2232177
Email: aetlgwalior@gmail.com, aetrl2016@gmail.com, aetrlcenter@gmail.com
Web: www.aetrl.com



12.	Biodegradable Factor	LAB/SOP	%	76.84	75.6	77.06	75.99
-----	----------------------	---------	---	-------	------	-------	-------

SOLID WASTE ANALYSIS REPORT

Lab ref. No. : AETRL/160924G0011
Dispatch No. 0062

Client Name with Address	Office of the chief Executive officers, srinagar smart city Limited 1st Floor, Budshah Building, Lal Chowk, Srinagar, Jammu and Kashmir 190001		
Nature of Sample	Solid waste	D/O sample Collection	: 12/09/2024
Sample Description	Ward No-11	D/o Sample Received	: 16/09/2024
Location	Lal Bazar Srinagar	D/o Sample Analysis	: 16/09/2024
Sample Collected By	Aetrl Sampling Team	D/O Completion Analysis	: 31/09/2024
Sample Collected	10 Kg	D/o Report Issue	: 31/09/2024

TESTE RESULTS

S.No.	Parameters	Unit	Results			
			S-1	S-2	S-3	S-4
PHYSICAL CHARACTERIZATIONS						
1.	Plastics, Plastic bags etc	%	5.2	5.8	6.6	6
2.	Papers and cardboard(Newspaper, office paper, cardboard boxes and packaging materials)	%	2.2	2.4	2.8	2.3
3.	Glass & Metals	%	0.9	0.7	0.8	0.7
4.	Leather , rubber, Thermocol	%	0.2	0.1	0.2	0.2
5.	Tetra pack	%	0.2	0.4	0.6	0.2
6.	Wood and wood products	%	2.7	2.9	2.6	2.9
7.	Clothes & Rags (Textiles)	%	0.5	0.5	1	0.7
8.	Food waste/Vegetable waste/Fish/Mutton waste(Organic Waste)	%	69.8	68.8	68.4	69.6
9.	Horticulture waste & Wood	%	1.9	1.8	1.7	1.3
10.	Miscellaneous & Inert Wastes (Construction and demolition debris, Dust,Stones)	%	16.4	16.6	15.3	16.1

Reviewed By
 Dr. Dinesh Uchchariya
 Technical Manager



Authorized Signatory
 Rajesh Jain



CIN: U73100MP2002PTC015352

GSTIN: 23AAECA9188L1Z8

Approved: by Occupational Health & Safety Management (ISO45001:2018)

Approved: by National Accreditation Board for Testing and Calibration Laboratories

Approved: by Ministry of Environment, Forest and Climate Change (MoEF&CC)

Registered Office: 63/1, Kallash Vihar, Near Income Tax Office, City Center-II

Gwalior-474 011, M.P., India

☎0751-3566867, 2232177

Email: aetrlgwalior@gmail.com, aetrl2016@gmail.com, aetrlcenter@gmail.com

Web: www.aetrl.com



TC-12760

SOLID WASTE ANALYSIS REPORT

Lab ref. No. : AETRL/160924G0011
Dispatch No. 0062

Client Name with Address	Office of the chief Executive officers, Srinagar smart city Limited 1st Floor, Budshah Building, Lal Chowk, Srinagar, Jammu and Kashmir 190001		
Nature of Sample	Solid waste	D/O sample Collection	: 12/09/2024
Sample Description	Ward No-11	D/o Sample Received (Processed form)	: 16/09/2024
Location	Lal Bazar Srinagar	D/o Sample Analysis	: 16/09/2024
Sample Collected By	Aetrl Sampling Team	D/O Completion Analysis	: 31/09/2024
Sample Collected	10 Kg	D/o Report Issue	: 31/09/2024

TESTE RESULTS

S.No.	Parameters	Methodology	Unit	Analysis Results of Samples Collected at Various Depths			
				S-1	S-2	S-3	S-4
Physical Parameters							
1.	Bulk Density	ASTM 5231 D	kg/M ³	665	633	681	698
2.	CV	ASTM 5468 D	kcal/kg	1195	1037	1035	1054
3.	Moisture content	ASTM 2216 D	%	46.53	42.23	46.96	47.56
Chemical Parameters							
2.	pH	EPA 9045D	-	7.96	7.44	7.19	7.38
3.	Total Volatile Solids (% by mass)	ASTM 3175 D	%	65.36	63.92	62.61	62.42
4.	Total Solid (% By Mass)	APHA 24 ED.		26.60	26.90	22.88	21.73
5.	Total Organic Carbon (% by mass)	USEPA 9060a	%	32.367	31.865	32.206	32.231
6.	C/N Ratio	-	-	27.705	27.583	26.971	27.951
7.	Total Nitrogen (% by mass)	ASTM E778	%	1.031	1.297	1.042	1.068
8.	Total Phosphates as P2O5 (% by mass)	ASTM 5198 D	%	0.790	0.730	0.791	0.741
9.	Total Potassium asK (% by mass)	APHA24ED24	%	0.583	0.569	0.556	0.583
10.	Arsenic (As)	ASTM 5198 D	mg/kg	BDL	BDL	BDL	BDL
11.	Nickel (Ni)	ASTM 5198 D	mg/kg	0.883	0.772	0.870	0.968
12.	Zinc (Zn)	ASTM 5198 D	mg/kg	17.409	17.286	16.919	15.094
13.	Cadmium (Cd)	ASTM 5198 D	mg/kg	0.122	0.245	0.245	0.249
14.	Copper (Cu)	ASTM 5198 D	mg/kg	6.252	2.819	6.374	6.489
15.	Chromium (Cr+6)	ASTM 5198 D	mg/kg	1.470	1.838	5.762	5.861
16.	Lead (Pb)	ASTM 5198 D	mg/kg	0.368	0.612	1.104	1.115
17.	Mercury (Hg)	ASTM 5198 D	mg/kg	BDL	BDL	BDL	BDL
18.	Chloride (% by mass)	Based on USEPA	%	0.236	0.377	0.377	49.923
19.	Sulphur (% by mass)	ASTM 775 E	%	0.625	0.294	0.247	1330.166
20.	Iron (Fe)	ASTM 5198 D	mg/kg	5.517	8.216	14.466	1.002
21.	Manganese (Mn)	ASTM 5198 D	mg/kg	2.216	1.956	1.603	1.874
22.	Selenium as Se	APHA 24 ED.		BDL	BDL	BDL	BDL
Biochemical Characteristics							
1.	Carbohydrates	LAB/SOP	%	47.47	43.51	47.66	48.10
2.	Proteins	LAB/SOP	%	7.71	7.19	6.78	6.95
3.	Natural Fiber	LAB/SOP	%	6.7	6.5	6.6	6.1
4.	Biodegradable Factor	LAB/SOP	%	77.1	76.4	76.5	76.8

Reviewed By
Dr. Dinesh Uchchariya
Technical Manager



Authorized Signatory
Rajesh Jain



CIN: U73100MP2002PTC015352

GSTIN: 23AAECA9188L1Z8

Approved: by Occupational Health & Safety Management (ISO45001:2018)

Approved: by National Accreditation Board for Testing and Calibration Laboratories

Approved: by Ministry of Environment, Forest and Climate Change (MoEF&CC)

Registered Office: 63/1, Kallash Vihar, Near Income Tax Office, City Center-II

Gwalior-474 011, M.P., India

☎0751-3566867, 2232177

Email: aetrlgwalior@gmail.com, aetrl2016@gmail.com, aetrlcenter@gmail.com

Web: www.aetrl.com



TC-12760

SOLID WASTE ANALYSIS REPORT

Lab ref. No. : AETRL/160924G0012
Dispatch No. 0062

Client Name with Address	: Office of the chief Executive officers, srinagar smart city Limited 1st Floor, Budshah Building, Lal Chowk, Srinagar, Jammu and Kashmir 190001		
Nature of Sample	: Solid waste	D/O sample Collection	: 12/09/2024
Sample Description	: Ward No-12	D/o Sample Received	: 16/09/2024
Location	: Hazrat Bal Srinagar	D/o Sample Analysis	: 16/09/2024
Sample Collected By	: Aetrl Sampling Team	D/O Completion Analysis	: 31/09/2024
Sample Collected	: 10 Kg	D/o Report Issue	: 31/09/2024

TESTE RESULTS

S.No.	Parameters	Unit	Results			
PHYSICAL CHARACTERIZATIONS			S-1	S-2	S-3	S-4
4.	Plastics, Plastic bags etc	%	6	5.6	6.4	6
5.	Papers and cardboard(Newspaper, office paper, cardboard boxes and packaging materials)	%	2.7	2.8	2.8	2.6
6.	Glass & Metals	%	0.9	0.6	0.8	0.7
7.	Leather , rubber, Thermocol	%	0.2	0.1	0.2	0.2
8.	Tetra pack	%	0.2	0.1	0.1	0.1
9.	Wood and wood products	%	1.2	1.1	1.3	1.3
10.	Clothes & Rags (Textiles)	%	0.4	0.5	1	0.7
11.	Food waste/Vegetable waste/Fish/Mutton waste(Organic Waste)	%	70.5	70.9	69.2	69.6
12.	Horticulture waste & Wood	%	2.4	2.5	2.5	2.7
13.	Miscellaneous & Inert Wastes (Construction and demolition debris, Dust,Stones)	%	15.5	15.8	15.7	16.1

Reviewed By

Dr. Dinesh Uchchariya
Technical Manager



Authorized Signatory

Rajesh Jain



CIN: U73100MP2002PTC015352 **GSTIN: 23AAECA9188L1Z8**
Approved: by Occupational Health & Safety Management (ISO45001:2018)
Approved: by National Accreditation Board for Testing and Calibration Laboratories
Approved: by Ministry of Environment, Forest and Climate Change (MoEF&CC)
Registered Office: 63/1, Kallash Vihar, Near Income Tax Office, City Center-II
Gwalior-474 011, M.P., India
☎0751-3566867, 2232177
Email: aetrlgwalior@gmail.com, aetrl2016@gmail.com, aetrlcenter@gmail.com
Web: www.aetrl.com



SOLID WASTE ANALYSIS REPORT

Lab ref. No. : AETRL/160924G0012
Dispatch No. 0062

Client Name with Address	Office of the chief Executive officers, Srinagar smart city Limited 1st Floor, Budshah Building, Lal Chowk, Srinagar, Jammu and Kashmir 190001		
Nature of Sample	Solid waste	D/O sample Collection	12/09/2024
Sample Description	Ward No-12	D/o Sample Received (Processed form)	16/09/2024
Location	Hazrat Bal Srinagar	D/o Sample Analysis	16/09/2024
Sample Collected By	Aetrl Sampling Team	D/O Completion Analysis	31/09/2024
Sample Collected	10 Kg	D/o Report Issue	31/09/2024

TESTE RESULTS

S.No.	Parameters	Methodology	Unit	Analysis Results of Samples Collected at Various Depths			
				S-1	S-2	S-3	S-4
Physical Parameters							
1.	Bulk Density	ASTM 5231 D	kg/M ³	679	651	682	691
2.	CV	ASTM 5468 D	kcal/kg	1104	1043	1041	1060
3.	Moisture content	ASTM 2216 D	%	47.11	42.93	47.77	48.38
Chemical Parameters							
2.	pH	EPA 9045D	-	7.18	7.67	7.42	7.61
3.	Total Volatile Solids (% by mass)	ASTM 3175 D	%	66.48	65.01	63.67	63.47
4.	Total Solid (% By Mass)	APHA 24 ED.		29.74	29.80	25.43	23.23
5.	Total Organic Carbon (% by mass)	USEPA 9060a	%	32.428	31.913	32.263	32.289
6.	C/N Ratio	-	-	28.420	28.295	27.667	28.672
7.	Total Nitrogen (% by mass)	ASTM E778	%	1.858	1.818	1.869	1.896
8.	Total Phosphates as P2O5 (% by mass)	ASTM 5198 D	%	0.503	0.541	0.501	0.552
9.	Total Potassium asK (% by mass)	APHA24ED24	%	0.690	0.776	0.763	0.790
10.	Arsenic (As)	ASTM 5198 D	mg/kg	BDL	BDL	BDL	BDL
11.	Nickel (Ni)	ASTM 5198 D	mg/kg	0.906	0.792	0.892	0.993
12.	Zinc (Zn)	ASTM 5198 D	mg/kg	17.858	17.732	17.356	15.483
13.	Cadmium (Cd)	ASTM 5198 D	mg/kg	0.125	0.251	0.251	0.255
14.	Copper (Cu)	ASTM 5198 D	mg/kg	6.413	2.892	6.538	6.656
15.	Chromium (Cr+6)	ASTM 5198 D	mg/kg	1.508	1.885	5.911	6.012
16.	Lead (Pb)	ASTM 5198 D	mg/kg	0.377	0.628	1.132	1.144
17.	Mercury (Hg)	ASTM 5198 D	mg/kg	BDL	BDL	BDL	BDL
18.	Chloride (% by mass)	Based on USEPA	%	0.242	0.387	0.387	51.211
19.	Sulphur (% by mass)	ASTM 775 E	%	0.641	0.302	0.253	1364.484
20.	Iron (Fe)	ASTM 5198 D	mg/kg	5.659	8.428	14.839	1.028
21.	Manganese (Mn)	ASTM 5198 D	mg/kg	2.273	2.006	1.644	1.922
22.	Selenium as Se	APHA 24 ED.		BDL	BDL	BDL	BDL
Biochemical Characteristics							
1.	Carbohydrates	LAB/SOP	%	44.56	43.88	44.74	45.18
2.	Proteins	LAB/SOP	%	7.59	6.33	6.66	6.83
3.	Natural Fiber	LAB/SOP	%	6.4	6.3	6.7	6.5
4.	Biodegradable Factor	LAB/SOP	%	77.2	77.8	76.8	76.9

Reviewed By
 Dr. Dinesh Uchchariya
 Technical Manager



Authorized Signatory
 Rajesh Jain



CIN: U73100MP2002PTC015352 **GSTIN: 23AAECA9188L1Z8**
Approved: by Occupational Health & Safety Management (ISO45001:2018)
Approved: by National Accreditation Board for Testing and Calibration Laboratories
Approved: by Ministry of Environment, Forest and Climate Change (MoEF&CC)
Registered Office: 63/1, Kallash Vihar, Near Income Tax Office, City Center-II
Gwalior-474 011, M.P., India
☎0751-3566867, 2232177
Email: aetlgwalior@gmail.com, aetrl2016@gmail.com, aetrlcenter@gmail.com
Web: www.aetrl.com



SOLID WASTE ANALYSIS REPORT

Lab ref. No. : AETRL/160924G0013
Dispatch No. 0062

Client Name with Address	Office of the chief Executive officers, srinagar smart city Limited 1st Floor, Budshah Building, Lal Chowk, Srinagar, Jammu and Kashmir 190001	
Nature of Sample	Solid waste	D/O sample Collection : 12/09/2024
Sample Description	Ward No-13	D/o Sample Received : 16/09/2024
Location	Batpora Srinagar	D/o Sample Analysis : 16/09/2024
Sample Collected By	Aetrl Sampling Team	D/O Completion Analysis : 31/09/2024
Sample Collected	10 Kg	D/o Report Issue : 31/09/2024

TESTE RESULTS

S.No.	Parameters	Unit	Results			
			S-1	S-2	S-3	S-4
PHYSICAL CHARACTERIZATIONS						
1.	Plastics, Plastic bags etc	%	6.3	5.9	5.7	5.3
2.	Papers and cardboard(Newspaper, office paper, cardboard boxes and packaging materials)	%	2.8	2.9	2.9	2.6
3.	Glass & Metals	%	0.9	0.7	0.8	0.7
4.	Leather , rubber, Thermocol	%	0.2	0.2	0.2	0.2
5.	Tetra pack	%	0.1	0.1	0.1	0.1
6.	Wood and wood products	%	0.7	1.2	0.7	0.4
7.	Clothes & Rags (Textiles)	%	0.5	0.5	1	0.7
8.	Food waste/Vegetable waste/Fish/Mutton waste(Organic Waste)	%	71.5	71.2	70.9	71.8
9.	Horticulture waste & Wood	%	0.5	0.6	0.7	0.9
10.	Miscellaneous & Inert Wastes (Construction and demolition debris, Dust,Stones)	%	16.5	16.7	17	17.3

Reviewed By
 Dr. Dinesh Uchchariya
 Technical Manager



Authorized Signatory
 Rajesh Jain



CIN: U73100MP2002PTC015352 **GSTIN: 23AAECA9188L1Z8**
Approved: by Occupational Health & Safety Management (ISO45001:2018)
Approved: by National Accreditation Board for Testing and Calibration Laboratories
Approved: by Ministry of Environment, Forest and Climate Change (MoEF&CC)
Registered Office: 63/1, Kallash Vihar, Near Income Tax Office, City Center-II
Gwalior-474 011, M.P., India
☎0751-3566867, 2232177
Email: aetrlgwalior@gmail.com, aetrl2016@gmail.com, aetrlcenter@gmail.com
Web: www.aetrl.com



SOLID WASTE ANALYSIS REPORT

Lab ref. No. : AETRL/160924G0013
Dispatch No. 0062

Client Name with Address	Office of the chief Executive officers, Srinagar smart city Limited 1st Floor, Budshah Building, Lal Chowk, Srinagar, Jammu and Kashmir 190001		
Nature of Sample	Solid waste	D/O sample Collection	12/09/2024
Sample Description	Ward No-13	D/o Sample Received (Processed form)	16/09/2024
Location	Batpora Srinagar	D/o Sample Analysis	16/09/2024
Sample Collected By	Aetrl Sampling Team	D/O Completion Analysis	31/09/2024
Sample Collected	10 Kg	D/o Report Issue	31/09/2024

TESTE RESULTS

S.No.	Parameters	Methodology	Unit	Analysis Results of Samples Collected at Various Depths			
				S-1	S-2	S-3	S-4
Physical Parameters							
1.	Bulk Density	ASTM 5231 D	kg/M ³	594	569	583	541
2.	CV	ASTM 5468 D	kcal/kg	1013	1049	1047	1066
3.	Moisture content	ASTM 2216 D	%	47.70	43.65	48.59	49.22
Chemical Parameters							
2.	pH	EPA 9045D	-	7.41	7.91	7.65	7.85
3.	Total Volatile Solids (% by mass)	ASTM 3175 D	%	67.63	66.13	64.75	64.55
4.	Total Solid (% By Mass)	APHA 24 ED.		22.96	22.77	28.04	25.79
5.	Total Organic Carbon (% by mass)	USEPA 9060a	%	32.491	31.962	32.321	32.348
6.	C/N Ratio	-	-	29.153	29.025	28.381	29.412
7.	Total Nitrogen (% by mass)	ASTM E778	%	1.851	1.839	1.897	1.824
8.	Total Phosphates as P2O5 (% by mass)	ASTM 5198 D	%	1.516	1.452	1.411	1.464
9.	Total Potassium asK (% by mass)	APHA24ED24	%	0.697	0.683	0.670	0.697
10.	Arsenic (As)	ASTM 5198 D	mg/kg	BDL	BDL	BDL	BDL
11.	Nickel (Ni)	ASTM 5198 D	mg/kg	0.929	0.812	0.915	1.019
12.	Zinc (Zn)	ASTM 5198 D	mg/kg	18.319	18.189	17.804	15.882
13.	Cadmium (Cd)	ASTM 5198 D	mg/kg	0.128	0.257	0.257	0.262
14.	Copper (Cu)	ASTM 5198 D	mg/kg	6.578	2.967	6.707	6.828
15.	Chromium (Cr+6)	ASTM 5198 D	mg/kg	1.547	1.934	6.064	6.167
16.	Lead (Pb)	ASTM 5198 D	mg/kg	0.387	0.644	1.161	1.174
17.	Mercury (Hg)	ASTM 5198 D	mg/kg	BDL	BDL	BDL	BDL
18.	Chloride (% by mass)	Based on USEPA	%	0.248	0.397	0.397	52.532
19.	Sulphur (% by mass)	ASTM 775 E	%	0.658	0.310	0.260	1399.688
20.	Iron (Fe)	ASTM 5198 D	mg/kg	5.805	8.645	15.222	1.055
21.	Manganese (Mn)	ASTM 5198 D	mg/kg	2.332	2.058	1.686	1.972
22.	Selenium as Se	APHA 24 ED.		BDL	BDL	BDL	BDL
Biochemical Characteristics							
1.	Carbohydrates	LAB/SOP	%	44.43	44.22	45.21	43.96
2.	Proteins	LAB/SOP	%	7.54	7.46	7.84	7.36
3.	Natural Fiber	LAB/SOP	%	6.3	6.2	6.8	6.5
4.	Biodegradable Factor	LAB/SOP	%	76	76.4	76.2	76.4

Reviewed By
 Dr. Dinesh Uchchariya
 Technical Manager



Authorized Signatory
 Rajesh Jain



CIN: U73100MP2002PTC015352 **GSTIN: 23AAECA9188L1Z8**
Approved: by Occupational Health & Safety Management (ISO45001:2018)
Approved: by National Accreditation Board for Testing and Calibration Laboratories
Approved: by Ministry of Environment, Forest and Climate Change (MoEF&CC)
Registered Office: 63/1, Kallash Vihar, Near Income Tax Office, City Center-II
Gwalior-474 011, M.P., India
☎0751-3566867, 2232177
Email: aetlgwalior@gmail.com, aetrl2016@gmail.com, aetrlcenter@gmail.com
Web: www.aetrl.com



SOLID WASTE ANALYSIS REPORT

Lab ref. No. : AETRL/160924G0014
Dispatch No. 0062

Client Name with Address	: Office of the chief Executive officers, srinagar smart city Limited 1st Floor, Budshah Building, Lal Chowk, Srinagar, Jammu and Kashmir 190001	
Nature of Sample	: Solid waste	D/O sample Collection : 12/09/2024
Sample Description	: Ward No-14	D/o Sample Received : 16/09/2024
Location	: Zakoora Srinagar	D/o Sample Analysis : 16/09/2024
Sample Collected By	: Aetrl Sampling Team	D/O Completion Analysis : 31/09/2024
Sample Collected	: 10 Kg	D/o Report Issue : 31/09/2024

TESTE RESULTS

S.No.	Parameters	Unit	Results			
			S-1	S-2	S-3	S-4
PHYSICAL CHARACTERIZATIONS						
4.	Plastics, Plastic bags etc	%	6	5.7	5.4	5.1
5.	Papers and cardboard(Newspaper, office paper, cardboard boxes and packaging materials)	%	2.2	2.8	2.6	2.4
6.	Glass & Metals	%	0.9	0.6	0.7	0.7
7.	Leather , rubber, Thermocol	%	0.2	0.1	0.2	0.2
8.	Tetra pack	%	0.2	0.1	0.1	0.1
9.	Wood and wood products	%	0.7	1.2	0.7	0.4
10.	Clothes & Rags (Textiles)	%	0.4	0.5	1	0.7
11.	Food waste/Vegetable waste/Fish/Mutton waste(Organic Waste)	%	70.6	71	70.9	71.3
12.	Horticulture waste & Wood	%	2.4	2.5	2.6	2.7
13.	Miscellaneous & Inert Wastes (Construction and demolition debris, Dust,Stones)	%	16.4	15.5	15.8	16.4

Reviewed By
 Dr. Dinesh Uchchariya
 Technical Manager



Authorized Signatory
 Rajesh Jain



CIN: U73100MP2002PTC015352

GSTIN: 23AAECA9188L1Z8

Approved: by Occupational Health & Safety Management (ISO45001:2018)

Approved: by National Accreditation Board for Testing and Calibration Laboratories

Approved: by Ministry of Environment, Forest and Climate Change (MoEF&CC)

Registered Office: 63/1, Kallash Vihar, Near Income Tax Office, City Center-II

Gwalior-474 011, M.P., India

☎0751-3566867, 2232177

Email: aetrlgwalior@gmail.com, aetrl2016@gmail.com, aetrlcenter@gmail.com

Web: www.aetrl.com



TC-12760

SOLID WASTE ANALYSIS REPORT

Lab ref. No. : AETRL/160924G0014
Dispatch No. 0062

Client Name with Address	Office of the chief Executive officers, Srinagar smart city Limited 1st Floor, Budshah Building, Lal Chowk, Srinagar, Jammu and Kashmir 190001	
Nature of Sample	Solid waste	D/O sample Collection : 12/09/2024
Sample Description	Ward No-14	D/o Sample Received (Processed form) : 16/09/2024
Location	Zakoora Srinagar	D/o Sample Analysis : 16/09/2024
Sample Collected By	Aetrl Sampling Team	D/O Completion Analysis : 31/09/2024
Sample Collected	10 Kg	D/o Report Issue : 31/09/2024

TESTE RESULTS

S.No.	Parameters	Methodology	Unit	Analysis Results of Samples Collected at Various Depths			
				S-1	S-2	S-3	S-4
Physical Parameters							
1.	Bulk Density	ASTM 5231 D	kg/M ³	609	588	595	583
2.	CV	ASTM 5468 D	kcal/kg	1021	1055	1053	1072
3.	Moisture content	ASTM 2216 D	%	48.30	44.38	49.43	40.07
Chemical Parameters							
2.	pH	EPA 9045D	-	7.64	7.16	7.89	7.90
3.	Total Volatile Solids (% by mass)	ASTM 3175 D	%	68.81	67.27	65.86	65.65
4.	Total Solid (% By Mass)	APHA 24 ED.		23.26	25.81	22.72	28.41
5.	Total Organic Carbon (% by mass)	USEPA 9060a	%	32.555	32.013	32.381	32.409
6.	C/N Ratio	-	-	29.905	29.774	29.113	30.171
7.	Total Nitrogen (% by mass)	ASTM E778	%	1.831	1.861	1.52	1.83
8.	Total Phosphates as P2O5 (% by mass)	ASTM 5198 D	%	1.29	1.44	1.22	1.46
9.	Total Potassium asK (% by mass)	APHA24ED24	%	0.505	0.590	0.577	0.505
10.	Arsenic (As)	ASTM 5198 D	mg/kg	BDL	BDL	BDL	BDL
11.	Nickel (Ni)	ASTM 5198 D	mg/kg	0.953	0.833	0.939	1.045
12.	Zinc (Zn)	ASTM 5198 D	mg/kg	18.792	18.658	18.263	16.292
13.	Cadmium (Cd)	ASTM 5198 D	mg/kg	0.131	0.264	0.264	0.269
14.	Copper (Cu)	ASTM 5198 D	mg/kg	6.748	3.044	6.880	7.004
15.	Chromium (Cr+6)	ASTM 5198 D	mg/kg	1.587	1.984	6.220	6.326
16.	Lead (Pb)	ASTM 5198 D	mg/kg	0.397	0.661	1.191	1.204
17.	Mercury (Hg)	ASTM 5198 D	mg/kg	BDL	BDL	BDL	BDL
18.	Chloride (% by mass)	Based on USEPA	%	0.254	0.407	0.407	53.887
19.	Sulphur (% by mass)	ASTM 775 E	%	0.675	0.318	0.267	1435.800
20.	Iron (Fe)	ASTM 5198 D	mg/kg	5.955	8.868	15.615	1.082
21.	Manganese (Mn)	ASTM 5198 D	mg/kg	2.392	2.111	1.729	2.023
22.	Selenium as Se	APHA 24 ED.		BDL	BDL	BDL	BDL
Biochemical Characteristics							
1.	Carbohydrates	LAB/SOP	%	44.09	44.61	46.89	46.41
2.	Proteins	LAB/SOP	%	6.41	6.61	6.34	6.54
3.	Natural Fiber	LAB/SOP	%	5.8	5.6	5.8	5.7
4.	Biodegradable Factor	LAB/SOP	%	76.3	78	77.8	77.5

Reviewed By
Dr. Dinesh Uchchariya
Technical Manager



Authorized Signatory
Rajesh Jain



CIN: U73100MP2002PTC015352

GSTIN: 23AAECA9188L1Z8

Approved: by Occupational Health & Safety Management (ISO45001:2018)

Approved: by National Accreditation Board for Testing and Calibration Laboratories

Approved: by Ministry of Environment, Forest and Climate Change (MoEF&CC)

Registered Office: 63/1, Kallash Vihar, Near Income Tax Office, City Center-II

Gwalior-474 011, M.P., India

☎0751-3566867, 2232177

Email: aetlgwalior@gmail.com, aetrl2016@gmail.com, aetrlcenter@gmail.com

Web: www.aetrl.com



TC-12760

SOLID WASTE ANALYSIS REPORT

Lab ref. No. : AETRL/160924G0015
Dispatch No. 0062

Client Name with Address	Office of the chief Executive officers, srinagar smart city Limited 1st Floor, Budshah Building, Lal Chowk, Srinagar, Jammu and Kashmir 190001		
Nature of Sample	Solid waste	D/O sample Collection	12/09/2024
Sample Description	Ward No-15	D/o Sample Received	16/09/2024
Location	Ahmed Nagar Srinagar	D/o Sample Analysis	16/09/2024
Sample Collected By	Aetrl Sampling Team	D/O Completion Analysis	31/09/2024
Sample Collected	10 Kg	D/o Report Issue	31/09/2024

TESTE RESULTS

S.No.	Parameters	Unit	Results			
			S-1	S-2	S-3	S-4
PHYSICAL CHARACTERIZATIONS						
1.	Plastics, Plastic bags etc	%	11.95	11.62	11.37	11.54
2.	Papers and cardboard(Newspaper, office paper, cardboard boxes and packaging materials)	%	3.27	3.88	3.87	3.65
3.	Glass & Metals	%	1.88	1.64	1.74	1.67
4.	Leather , rubber, Thermocol	%	1.11	1.14	1.16	1.15
5.	Tetra pack	%	1.51	1.49	1.61	1.51
6.	Wood and wood products	%	1.71	1.17	1.66	1.93
7.	Clothes & Rags (Textiles)	%	1.45	1.51	1.97	1.71
8.	Food waste/Vegetable waste/Fish/Mutton waste(Organic Waste)	%	58.7	59.2	58	58.7
9.	Horticulture waste & Wood	%	1.49	1.53	1.69	1.74
10.	Miscellaneous & Inert Wastes (Construction and demolition debris, Dust,Stones)	%	16.93	16.82	16.93	16.4

Reviewed By

Dr. Dinesh Uchchariya
Technical Manager



Authorized Signatory

Rajesh Jain



CIN: U73100MP2002PTC015352 **GSTIN: 23AAECA9188L1Z8**
Approved: by Occupational Health & Safety Management (ISO45001:2018)
Approved: by National Accreditation Board for Testing and Calibration Laboratories
Approved: by Ministry of Environment, Forest and Climate Change (MoEF&CC)
Registered Office: 63/1, Kallash Vihar, Near Income Tax Office, City Center-II
Gwalior-474 011, M.P., India
☎0751-3566867, 2232177
Email: aetrlgwalior@gmail.com, aetrl2016@gmail.com, aetrlcenter@gmail.com
Web: www.aetrl.com



OLID WASTE ANALYSIS REPORT

Lab ref. No. : AETRL/160924G0015
Dispatch No. 0062

Client Name with Address	Office of the chief Executive officers, Srinagar smart city Limited 1st Floor, Budshah Building, Lal Chowk, Srinagar, Jammu and Kashmir 190001		
Nature of Sample	Solid waste	D/O sample Collection	12/09/2024
Sample Description	Ward No-15	D/o Sample Received (Processed form)	16/09/2024
Location	Ahmed Nagar Srinagar	D/o Sample Analysis	16/09/2024
Sample Collected By	Aetrl Sampling Team	D/O Completion Analysis	31/09/2024
Sample Collected	10 Kg	D/o Report Issue	31/09/2024

TESTE RESULTS

S.No.	Parameters	Methodology	Unit	Analysis Results of Samples Collected at Various Depths			
				S-1	S-2	S-3	S-4
Physical Parameters							
1.	Bulk Density	ASTM 5231 D	kg/M ³	495	540	535	541
2.	CV	ASTM 5468 D	kcal/kg	1529	1561	1559	1678
3.	Moisture content	ASTM 2216 D	%	28.92	34.13	27.29	26.94
Chemical Parameters							
2.	pH	EPA 9045D	-	7.88	7.41	7.14	7.34
3.	Total Volatile Solids (% by mass)	ASTM 3175 D	%	58.02	58.44	57.00	55.78
4.	Total Solid (% By Mass)	APHA 24 ED.		21.64	28.93	25.47	26.10
5.	Total Organic Carbon (% by mass)	USEPA 9060a	%	26.21	27.65	26.42	25.42
6.	C/N Ratio	-	-	30.677	30.542	29.864	30.949
7.	Total Nitrogen (% by mass)	ASTM E778	%	1.2	1.3	1.2	1.4
8.	Total Phosphates as P2O5 (% by mass)	ASTM 5198 D	%	0.54	0.55	0.53	0.58
9.	Total Potassium asK (% by mass)	APHA24ED24	%	0.52	0.53	0.54	0.56
10.	Arsenic (As)	ASTM 5198 D	mg/kg	BDL	BDL	BDL	BDL
11.	Nickel (Ni)	ASTM 5198 D	mg/kg	0.978	0.854	0.963	1.072
12.	Zinc (Zn)	ASTM 5198 D	mg/kg	19.277	19.139	18.734	16.712
13.	Cadmium (Cd)	ASTM 5198 D	mg/kg	0.134	0.271	0.271	0.276
14.	Copper (Cu)	ASTM 5198 D	mg/kg	6.922	3.123	7.058	7.185
15.	Chromium (Cr+6)	ASTM 5198 D	mg/kg	1.628	2.035	6.380	6.489
16.	Lead (Pb)	ASTM 5198 D	mg/kg	0.407	0.678	1.222	1.235
17.	Mercury (Hg)	ASTM 5198 D	mg/kg	BDL	BDL	BDL	BDL
18.	Chloride (% by mass)	Based on USEPA	%	0.261	0.418	0.418	55.277
19.	Sulphur (% by mass)	ASTM 775 E	%	0.692	0.326	0.274	1472.844
20.	Iron (Fe)	ASTM 5198 D	mg/kg	6.109	9.097	16.018	1.110
21.	Manganese (Mn)	ASTM 5198 D	mg/kg	2.454	2.165	1.774	2.075
22.	Selenium as Se	APHA 24 ED.		BDL	BDL	BDL	BDL
Biochemical Characteristics							
1.	Carbohydrates	LAB/SOP	%	36.78	37.97	36.48	35.12
2.	Proteins	LAB/SOP	%	5.29	5.75	5.56	5.41
3.	Natural Fiber	LAB/SOP	%	8.12	8.25	8.56	8.57
4.	Biodegradable Factor	LAB/SOP	%	66.62	67.29	67.19	67.73

Reviewed By
 Dr. Dinesh Uchchariya
 Technical Manager



Authorized Signatory
 Rajesh Jain



CIN: U73100MP2002PTC015352

GSTIN: 23AAECA9188L1Z8

Approved: by Occupational Health & Safety Management (ISO45001:2018)

Approved: by National Accreditation Board for Testing and Calibration Laboratories

Approved: by Ministry of Environment, Forest and Climate Change (MoEF&CC)

Registered Office: 63/1, Kallash Vihar, Near Income Tax Office, City Center-II

Gwalior-474 011, M.P., India

☎0751-3566867, 2232177

Email: aetrlgwalior@gmail.com, aetrl2016@gmail.com, aetrlcenter@gmail.com

Web: www.aetrl.com



SOLID WASTE ANALYSIS REPORT

Lab ref. No. : AETRL/160924G0016
Dispatch No. 0062

Client Name with Address	Office of the chief Executive officers, srinagar smart city Limited 1st Floor, Budshah Building, Lal Chowk, Srinagar, Jammu and Kashmir 190001	
Nature of Sample	Solid waste	D/O sample Collection : 12/09/2024
Sample Description	Ward No-16	D/o Sample Received : 16/09/2024
Location	Ellahibagh Srinagar	D/o Sample Analysis : 16/09/2024
Sample Collected By	Aetrl Sampling Team	D/O Completion Analysis : 31/09/2024
Sample Collected	10 Kg	D/o Report Issue : 31/09/2024

TESTE RESULTS

S.No.	Parameters	Unit	Results			
			S-1	S-2	S-3	S-4
PHYSICAL CHARACTERIZATIONS						
1.	Plastics, Plastic bags etc	%	11.4	11.7	11.5	11.1
2.	Papers and cardboard(Newspaper, office paper, cardboard boxes and packaging materials)	%	5.2	5.8	4.9	4.6
3.	Glass & Metals	%	2.2	2.4	2.5	2.6
4.	Leather , rubber, Thermocol	%	1.3	1.4	1.6	1.5
5.	Tetra pack	%	1.2	1.4	1.1	1.2
6.	Wood and wood products	%	1.2	1.1	1.6	1.4
7.	Clothes & Rags (Textiles)	%	0.46	0.52	0.99	0.71
8.	Food waste/Vegetable waste/Fish/Mutton waste(Organic Waste)	%	59.9	58.7	58.1	60.2
9.	Horticulture waste & Wood	%	0.5	0.54	0.71	0.75
10.	Miscellaneous & Inert Wastes (Construction and demolition debris, Dust,Stones)	%	16.64	16.44	17	15.94

Reviewed By

Dr. Dinesh Uchchariya
Technical Manager



Authorized Signatory

Rajesh Jain



CIN: U73100MP2002PTC015352 **GSTIN: 23AAECA9188L1Z8**
Approved: by Occupational Health & Safety Management (ISO45001:2018)
Approved: by National Accreditation Board for Testing and Calibration Laboratories
Approved: by Ministry of Environment, Forest and Climate Change (MoEF&CC)
Registered Office: 63/1, Kallash Vihar, Near Income Tax Office, City Center-II
Gwalior-474 011, M.P., India
☎0751-3566867, 2232177
Email: aetrlgwalior@gmail.com, aetrl2016@gmail.com, aetrlcenter@gmail.com
Web: www.aetrl.com



SOLID WASTE ANALYSIS REPORT

Lab ref. No. : AETRL/160924G0016
Dispatch No. 0062

Client Name with Address	Office of the chief Executive officers, Srinagar smart city Limited 1st Floor, Budshah Building, Lal Chowk, Srinagar, Jammu and Kashmir 190001		
Nature of Sample	Solid waste	D/O sample Collection	12/09/2024
Sample Description	Ward No-16	D/o Sample Received (Processed form)	16/09/2024
Location	Ellahibagh Srinagar	D/o Sample Analysis	16/09/2024
Sample Collected By	Aetrl Sampling Team	D/O Completion Analysis	31/09/2024
Sample Collected	10 Kg	D/o Report Issue	31/09/2024

TESTE RESULTS

S.No.	Parameters	Methodology	Unit	Analysis Results of Samples Collected at Various Depths			
				S-1	S-2	S-3	S-4
Physical Parameters							
1.	Bulk Density	ASTM 5231 D	kg/M ³	495	510	512	520
2.	CV	ASTM 5468 D	kcal/kg	1540	1569	1567	1487
3.	Moisture content	ASTM 2216 D	%	29.24	28.52	27.73	27.39
Chemical Parameters							
2.	pH	EPA 9045D	-	7.16	7.70	7.42	7.63
3.	Total Volatile Solids (% by mass)	ASTM 3175 D	%	55.42	59.80	58.32	58.09
4.	Total Solid (% By Mass)	APHA 24 ED.		25.55	21.54	24.65	20.21
5.	Total Organic Carbon (% by mass)	USEPA 9060a	%	25.44	25.58	25.48	28.52
6.	C/N Ratio	-	-	31.536	31.397	30.700	31.816
7.	Total Nitrogen (% by mass)	ASTM E778	%	1.4	1.3	1.5	1.2
8.	Total Phosphates as P2O5 (% by mass)	ASTM 5198 D	%	0.52	0.58	0.54	0.50
9.	Total Potassium asK (% by mass)	APHA24ED24	%	0.51	0.57	0.55	0.52
10.	Arsenic (As)	ASTM 5198 D	mg/kg	BDL	BDL	BDL	BDL
11.	Nickel (Ni)	ASTM 5198 D	mg/kg	1.005	0.878	0.990	1.102
12.	Zinc (Zn)	ASTM 5198 D	mg/kg	19.817	19.675	19.259	17.180
13.	Cadmium (Cd)	ASTM 5198 D	mg/kg	0.138	0.279	0.279	0.284
14.	Copper (Cu)	ASTM 5198 D	mg/kg	7.116	3.210	7.256	7.386
15.	Chromium (Cr+6)	ASTM 5198 D	mg/kg	1.674	2.092	6.559	6.671
16.	Lead (Pb)	ASTM 5198 D	mg/kg	0.418	0.697	1.256	1.270
17.	Mercury (Hg)	ASTM 5198 D	mg/kg	BDL	BDL	BDL	BDL
18.	Chloride (% by mass)	Based on USEPA	%	0.268	0.430	0.430	56.825
19.	Sulphur (% by mass)	ASTM 775 E	%	0.711	0.335	0.282	1514.084
20.	Iron (Fe)	ASTM 5198 D	mg/kg	6.280	9.352	16.467	1.141
21.	Manganese (Mn)	ASTM 5198 D	mg/kg	2.523	2.226	1.824	2.133
22.	Selenium as Se	APHA 24 ED.		BDL	BDL	BDL	BDL
Biochemical Characteristics							
1.	Carbohydrates	LAB/SOP	%	35.82	36.39	37.58	37.91
2.	Proteins	LAB/SOP	%	5.69	5.91	5.60	5.34
3.	Natural Fiber	LAB/SOP	%	8.21	8.26	8.55	8.77
4.	Biodegradable Factor	LAB/SOP	%	67.26	66.66	66.3	67.66

Reviewed By
 Dr. Dinesh Uchchariya
 Technical Manager



Authorized Signatory
 Rajesh Jain



CIN: U73100MP2002PTC015352 **GSTIN:** 23AAECA9188L1Z8
Approved: by Occupational Health & Safety Management (ISO45001:2018)
Approved: by National Accreditation Board for Testing and Calibration Laboratories
Approved: by Ministry of Environment, Forest and Climate Change (MoEF&CC)
Registered Office: 63/1, Kallash Vihar, Near Income Tax Office, City Center-II
 Gwalior-474 011, M.P., India
 ☎0751-3566867, 2232177
 Email: aetrlgwalior@gmail.com, aetrl2016@gmail.com, aetrlcenter@gmail.com
 Web: www.aetrl.com



SOLID WASTE ANALYSIS REPORT

Lab ref. No. : AETRL/160924G0017
Dispatch No. 0062

Client Name with Address	Office of the chief Executive officers, srinagar smart city Limited 1st Floor, Budshah Building, Lal Chowk, Srinagar, Jammu and Kashmir 190001		
Nature of Sample	Solid waste	D/O sample Collection	12/09/2024
Sample Description	Ward No-17	D/o Sample Received	16/09/2024
Location	Nausharae Srinagar	D/o Sample Analysis	16/09/2024
Sample Collected By	Aetrl Sampling Team	D/O Completion Analysis	31/09/2024
Sample Collected	10 Kg	D/o Report Issue	31/09/2024

TESTE RESULTS

S.No.	Parameters	Unit	Results			
			S-1	S-2	S-3	S-4
PHYSICAL CHARACTERIZATIONS						
1.	Plastics, Plastic bags etc	%	6.3	5.9	5.7	5.3
2.	Papers and cardboard(Newspaper, office paper, cardboard boxes and packaging materials)	%	2.7	2.9	2.8	2.6
3.	Glass & Metals	%	0.9	0.7	0.8	0.7
4.	Leather , rubber, Thermocol	%	0.2	0.1	0.2	0.2
5.	Tetra pack	%	0.2	0.1	0.1	0.1
6.	Wood and wood products	%	1.1	1.2	1.3	1.1
7.	Clothes & Rags (Textiles)	%	0.5	0.5	1	0.7
8.	Food waste/Vegetable waste/Fish/Mutton waste(Organic Waste)	%	70.8	71.2	70.2	71.8
9.	Horticulture waste & Wood	%	0.5	0.6	0.7	0.8
10.	Miscellaneous & Inert Wastes (Construction and demolition debris, Dust,Stones)	%	16.8	16.8	17.2	16.7

Reviewed By
 Dr. Dinesh Uchchariya
 Technical Manager



Authorized Signatory
 Rajesh Jain



CIN: U73100MP2002PTC015352 **GSTIN: 23AAECA9188L1Z8**
Approved: by Occupational Health & Safety Management (ISO45001:2018)
Approved: by National Accreditation Board for Testing and Calibration Laboratories
Approved: by Ministry of Environment, Forest and Climate Change (MoEF&CC)
Registered Office: 63/1, Kallash Vihar, Near Income Tax Office, City Center-II
Gwalior-474 011, M.P., India
☎0751-3566867, 2232177
Email: aetrlgwalior@gmail.com, aetrl2016@gmail.com, aetrlcenter@gmail.com
Web: www.aetrl.com



SOLID WASTE ANALYSIS REPORT

Lab ref. No. : AETRL/160924G0017
Dispatch No. 0062

Client Name with Address	Office of the chief Executive officers, Srinagar smart city Limited 1st Floor, Budshah Building, Lal Chowk, Srinagar, Jammu and Kashmir 190001		
Nature of Sample	Solid waste	D/O sample Collection	12/09/2024
Sample Description	Ward No-17	D/o Sample Received (Processed form)	16/09/2024
Location	Nausharae Srinagar	D/o Sample Analysis	16/09/2024
Sample Collected By	Aetrl Sampling Team	D/O Completion Analysis	31/09/2024
Sample Collected	10 Kg	D/o Report Issue	31/09/2024

TESTE RESULTS

S.No.	Parameters	Methodology	Unit	Analysis Results of Samples Collected at Various Depths			
				S-1	S-2	S-3	S-4
Physical Parameters							
1.	Bulk Density	ASTM 5231 D	kg/M ³	565	558	628	647
2.	CV	ASTM 5468 D	kcal/kg	1051	1078	1076	1096
3.	Moisture content	ASTM 2216 D	%	49.56	45.91	41.18	41.85
Chemical Parameters							
2.	pH	EPA 9045D	-	7.44	7.55	7.71	7.93
3.	Total Volatile Solids (% by mass)	ASTM 3175 D	%	52.86	51.19	49.67	49.44
4.	Total Solid (% By Mass)	APHA 24 ED.		24.57	26.25	29.92	27.41
5.	Total Organic Carbon (% by mass)	USEPA 9060a	%	2.769	2.182	2.580	2.611
6.	C/N Ratio	-	-	32.419	32.276	31.560	32.707
7.	Total Nitrogen (% by mass)	ASTM E778	%	1.07	1.933	1.09	1.05
8.	Total Phosphates as P2O5 (% by mass)	ASTM 5198 D	%	1.57	1.50	1.5	1.16
9.	Total Potassium asK (% by mass)	APHA24ED24	%	0.631	0.514	0.600	0.531
10.	Arsenic (As)	ASTM 5198 D	mg/kg	BDL	BDL	BDL	BDL
11.	Nickel (Ni)	ASTM 5198 D	mg/kg	1.033	0.903	1.018	1.133
12.	Zinc (Zn)	ASTM 5198 D	mg/kg	20.372	20.226	19.798	17.661
13.	Cadmium (Cd)	ASTM 5198 D	mg/kg	0.142	0.287	0.287	0.292
14.	Copper (Cu)	ASTM 5198 D	mg/kg	7.315	3.300	7.459	7.593
15.	Chromium (Cr+6)	ASTM 5198 D	mg/kg	1.721	2.151	6.743	6.858
16.	Lead (Pb)	ASTM 5198 D	mg/kg	0.430	0.717	1.291	1.306
17.	Mercury (Hg)	ASTM 5198 D	mg/kg	BDL	BDL	BDL	BDL
18.	Chloride (% by mass)	Based on USEPA	%	0.276	0.442	0.442	58.416
19.	Sulphur (% by mass)	ASTM 775 E	%	0.731	0.344	0.290	1556.478
20.	Iron (Fe)	ASTM 5198 D	mg/kg	6.456	9.614	16.928	1.173
21.	Manganese (Mn)	ASTM 5198 D	mg/kg	2.594	2.288	1.875	2.193
22.	Selenium as Se	APHA 24 ED.		BDL	BDL	BDL	BDL
Biochemical Characteristics							
1.	Carbohydrates	LAB/SOP	%	48.15	45.81	48.49	47.81
2.	Proteins	LAB/SOP	%	6.97	6.07	7.10	6.84
3.	Natural Fiber	LAB/SOP	%	6.1	5.9	5.8	6.0
4.	Biodegradable Factor	LAB/SOP	%	75.6	76.4	76	77

Reviewed By
 Dr. Dinesh Uchchariya
 Technical Manager



Authorized Signatory
 Rajesh Jain



CIN: U73100MP2002PTC015352 **GSTIN: 23AAECA9188L1Z8**
Approved: by Occupational Health & Safety Management (ISO45001:2018)
Approved: by National Accreditation Board for Testing and Calibration Laboratories
Approved: by Ministry of Environment, Forest and Climate Change (MoEF&CC)
Registered Office: 63/1, Kallash Vihar, Near Income Tax Office, City Center-II
Gwalior-474 011, M.P., India
☎0751-3566867, 2232177
Email: aetrlgwalior@gmail.com, aetrl2016@gmail.com, aetrlcenter@gmail.com
Web: www.aetrl.com



SOLID WASTE ANALYSIS REPORT

Lab ref. No. : AETRL/160924G0018
Dispatch No. 0062

Client Name with Address	Office of the chief Executive officers, srinagar smart city Limited 1st Floor, Budshah Building, Lal Chowk, Srinagar, Jammu and Kashmir 190001		
Nature of Sample	Solid waste	D/O sample Collection	12/09/2024
Sample Description	Ward No-18	D/o Sample Received	16/09/2024
Location	Noorbagh Srinagar	D/o Sample Analysis	16/09/2024
Sample Collected By	Aetrl Sampling Team	D/O Completion Analysis	31/09/2024
Sample Collected	10 Kg	D/o Report Issue	31/09/2024

TESTE RESULTS

S.No.	Parameters	Unit	Results			
			S-1	S-2	S-3	S-4
PHYSICAL CHARACTERIZATIONS						
1.	Plastics, Plastic bags etc	%	6	5.9	6.1	6.2
2.	Papers and cardboard(Newspaper, office paper, cardboard boxes and packaging materials)	%	5.3	5.2	5.4	5.4
3.	Glass & Metals	%	2.4	2.6	2.7	2.7
4.	Leather , rubber, Thermocol	%	1.3	1.1	1.6	1.1
5.	Tetra pack	%	1.2	1.2	1.3	1
6.	Wood and wood products	%	1.3	1.2	1.9	1.3
7.	Clothes & Rags (Textiles)	%	1.4	1.7	1.3	1.7
8.	Food waste/Vegetable waste/Fish/Mutton waste(Organic Waste)	%	63.8	62.8	61.6	61.7
9.	Horticulture waste & Wood	%	1.5	1.6	1.7	1.7
10.	Miscellaneous & Inert Wastes (Construction and demolition debris, Dust,Stones)	%	15.8	16.7	16.4	17.2

Reviewed By
 Dr. Dinesh Uchchariya
 Technical Manager



Authorized Signatory
 Rajesh Jain



CIN: U73100MP2002PTC015352

GSTIN: 23AAECA9188L1Z8

Approved: by Occupational Health & Safety Management (ISO45001:2018)

Approved: by National Accreditation Board for Testing and Calibration Laboratories

Approved: by Ministry of Environment, Forest and Climate Change (MoEF&CC)

Registered Office: 63/1, Kallash Vihar, Near Income Tax Office, City Center-II

Gwalior-474 011, M.P., India

☎0751-3566867, 2232177

Email: aetrlgwalior@gmail.com, aetrl2016@gmail.com, aetrlcenter@gmail.com

Web: www.aetrl.com



TC-12760

SOLID WASTE ANALYSIS REPORT

Lab ref. No. : AETRL/160924G0018
Dispatch No. 0062

Client Name with Address	Office of the chief Executive officers, Srinagar smart city Limited 1st Floor, Budshah Building, Lal Chowk, Srinagar, Jammu and Kashmir 190001	
Nature of Sample	Solid waste	D/O sample Collection : 12/09/2024
Sample Description	Ward No-18	D/o Sample Received (Processed form) : 16/09/2024
Location	Noorbagh Srinagar	D/o Sample Analysis : 16/09/2024
Sample Collected By	Aetrl Sampling Team	D/O Completion Analysis : 31/09/2024
Sample Collected	10 Kg	D/o Report Issue : 31/09/2024

TESTE RESULTS

S.No.	Parameters	Methodology	Unit	Analysis Results of Samples Collected at Various Depths			
				S-1	S-2	S-3	S-4
Physical Parameters							
1.	Bulk Density	ASTM 5231 D	kg/M ³	492	512	510	523
2.	CV	ASTM 5468 D	kcal/kg	1462	1587	1515	1485
3.	Moisture content	ASTM 2216 D	%	29.89	34.31	34.63	33.31
Chemical Parameters							
2.	pH	EPA 9045D	-	7.73	7.31	7.01	7.24
3.	Total Volatile Solids (% by mass)	ASTM 3175 D	%	55.34	55.62	56.06	57.82
4.	Total Solid (% By Mass)	APHA 24 ED.		21.70	21.07	23.28	20.70
5.	Total Organic Carbon (% by mass)	USEPA 9060a	%	25.42	26.42	26.52	26.12
6.	C/N Ratio	-	-	33.327	33.180	32.444	33.623
7.	Total Nitrogen (% by mass)	ASTM E778	%	1.4	1.2	1.3	1.2
8.	Total Phosphates as P2O5 (%bymass)	ASTM 5198 D	%	0.52	0.51	0.57	0.53
9.	Total Potassium asK (% by mass)	APHA24ED24	%	0.54	0.53	0.51	0.52
10.	Arsenic (As)	ASTM 5198 D	mg/kg	BDL	BDL	BDL	BDL
11.	Nickel (Ni)	ASTM 5198 D	mg/kg	1.062	0.928	1.047	1.165
12.	Zinc (Zn)	ASTM 5198 D	mg/kg	20.942	20.792	20.352	18.156
13.	Cadmium (Cd)	ASTM 5198 D	mg/kg	0.146	0.295	0.295	0.300
14.	Copper (Cu)	ASTM 5198 D	mg/kg	7.520	3.392	7.668	7.806
15.	Chromium (Cr+6)	ASTM 5198 D	mg/kg	1.769	2.211	6.932	7.050
16.	Lead (Pb)	ASTM 5198 D	mg/kg	0.442	0.737	1.327	1.343
17.	Mercury (Hg)	ASTM 5198 D	mg/kg	BDL	BDL	BDL	BDL
18.	Chloride (% by mass)	Based on USEPA	%	0.284	0.454	0.454	60.052
19.	Sulphur (% by mass)	ASTM 775 E	%	0.751	0.354	0.298	1600.059
20.	Iron (Fe)	ASTM 5198 D	mg/kg	6.637	9.883	17.402	1.206
21.	Manganese (Mn)	ASTM 5198 D	mg/kg	2.667	2.352	1.928	2.254
22.	Selenium as Se	APHA 24 ED.		BDL	BDL	BDL	BDL
Biochemical Characteristics							
1.	Carbohydrates	LAB/SOP	%	36.98	37.25	38.17	39.50
2.	Proteins	LAB/SOP	%	5.29	6.24	6.36	6.49
3.	Natural Fiber	LAB/SOP	%	8.12	8.15	8.45	8.75
4.	Biodegradable Factor	LAB/SOP	%	73.3	72.5	71.9	71.8

Reviewed By
Dr. Dinesh Uchchariya
Technical Manager



Authorized Signatory
Rajesh Jain



CIN: U73100MP2002PTC015352 GSTIN: 23AAECA9188L1Z8

Approved: by Occupational Health & Safety Management (ISO45001:2018)
 Approved: by National Accreditation Board for Testing and Calibration Laboratories
 Approved: by Ministry of Environment, Forest and Climate Change (MoEF&CC)

Registered Office: 63/1, Kallash Vihar, Near Income Tax Office, City Center-II
 Gwalior-474 011, M.P., India
 ☎0751-3566867, 2232177
 Email: aetrlgwalior@gmail.com, aetrl2016@gmail.com, aetrlcenter@gmail.com
 Web: www.aetrl.com



SOLID WASTE ANALYSIS REPORT

Lab ref. No. : AETRL/160924G0019
Dispatch No. 0062

Client Name with Address	: Office of the chief Executive officers, srinagar smart city Limited 1st Floor, Budshah Building, Lal Chowk, Srinagar, Jammu and Kashmir 190001	
Nature of Sample	: Solid waste	D/O sample Collection : 12/09/2024
Sample Description	: Ward No-19	D/o Sample Received : 16/09/2024
Location	: Palpora Srinagar	D/o Sample Analysis : 16/09/2024
Sample Collected By	: Aetrl Sampling Team	D/O Completion Analysis : 31/09/2024
Sample Collected	: 10 Kg	D/o Report Issue : 31/09/2024

TESTE RESULTS

S.No.	Parameters	Unit	Results			
			S-1	S-2	S-3	S-4
PHYSICAL CHARACTERIZATIONS						
1.	Plastics, Plastic bags etc	%	6	5.9	5.7	5.3
2.	Papers and cardboard(Newspaper, office paper, cardboard boxes and packaging materials)	%	2.2	2.1	2.3	2.3
3.	Glass & Metals	%	0.6	0.7	0.8	0.7
4.	Leather , rubber, Thermocol	%	0.2	0.1	0.2	0.2
5.	Tetra pack	%	1.2	1.1	1.1	1.1
6.	Wood and wood products	%	1.3	1.1	1.9	1.3
7.	Clothes & Rags (Textiles)	%	0.5	0.5	1	0.7
8.	Food waste/Vegetable waste/Fish/Mutton waste(Organic Waste)	%	70.5	70.2	69.8	71.6
9.	Horticulture waste & Wood	%	1.5	1.5	1.7	1.6
10.	Miscellaneous & Inert Wastes (Construction and demolition debris, Dust,Stones)	%	16	16.8	15.5	15.2

Reviewed By
Dr. Dinesh Uchchariya
Technical Manager



Authorized Signatory
Rajesh Jain



CIN: U73100MP2002PTC015352 **GSTIN: 23AAECA9188L1Z8**
Approved: by Occupational Health & Safety Management (ISO45001:2018)
Approved: by National Accreditation Board for Testing and Calibration Laboratories
Approved: by Ministry of Environment, Forest and Climate Change (MoEF&CC)
Registered Office: 63/1, Kallash Vihar, Near Income Tax Office, City Center-II
Gwalior-474 011, M.P., India
☎0751-3566867, 2232177
Email: aetrlgwalior@gmail.com, aetrl2016@gmail.com, aetrlcenter@gmail.com
Web: www.aetrl.com



SOLID WASTE ANALYSIS REPORT

Lab ref. No. : AETRL/160924G0019
Dispatch No. 0062

Client Name with Address	Office of the chief Executive officers, Srinagar smart city Limited 1st Floor, Budshah Building, Lal Chowk, Srinagar, Jammu and Kashmir 190001		
Nature of Sample	Solid waste	D/O sample Collection	12/09/2024
Sample Description	Ward No-19	D/o Sample Received (Processed form)	16/09/2024
Location	Palpora Srinagar	D/o Sample Analysis	16/09/2024
Sample Collected By	Aetrl Sampling Team	D/O Completion Analysis	31/09/2024
Sample Collected	10 Kg	D/o Report Issue	31/09/2024

TESTE RESULTS

S.No.	Parameters	Methodology	Unit	Analysis Results of Samples Collected at Various Depths			
				S-1	S-2	S-3	S-4
Physical Parameters							
1.	Bulk Density	ASTM 5231 D	kg/M ³	608	613	619	612
2.	CV	ASTM 5468 D	kcal/kg	1073	1096	1094	1114
3.	Moisture content	ASTM 2216 D	%	40.22	46.71	42.09	42.78
Chemical Parameters							
2.	pH	EPA 9045D	-	7.53	7.63	7.32	7.55
3.	Total Volatile Solids (% by mass)	ASTM 3175 D	%	65.86	64.09	65.49	62.24
4.	Total Solid (% By Mass)	APHA 24 ED.		35.95	24.99	26.73	24.08
5.	Total Organic Carbon (% by mass)	USEPA 9060a	%	32.927	32.306	32.726	32.759
6.	C/N Ratio	-	-	34.260	34.109	33.352	34.564
7.	Total Nitrogen (% by mass)	ASTM E778	%	1.876	1.986	1.88	1.910
8.	Total Phosphates as P2O5 (% by mass)	ASTM 5198 D	%	0.607	0.531	0.683	0.645
9.	Total Potassium asK (% by mass)	APHA24ED24	%	0.550	0.532	0.517	0.550
10.	Arsenic (As)	ASTM 5198 D	mg/kg	BDL	BDL	BDL	BDL
11.	Nickel (Ni)	ASTM 5198 D	mg/kg	1.092	0.954	1.076	1.198
12.	Zinc (Zn)	ASTM 5198 D	mg/kg	21.528	21.374	20.922	18.664
13.	Cadmium (Cd)	ASTM 5198 D	mg/kg	0.150	0.303	0.303	0.308
14.	Copper (Cu)	ASTM 5198 D	mg/kg	7.731	3.487	7.883	8.025
15.	Chromium (Cr+6)	ASTM 5198 D	mg/kg	1.819	2.273	7.126	7.247
16.	Lead (Pb)	ASTM 5198 D	mg/kg	0.454	0.758	1.364	1.381
17.	Mercury (Hg)	ASTM 5198 D	mg/kg	BDL	BDL	BDL	BDL
18.	Chloride (% by mass)	Based on USEPA	%	0.292	0.467	0.467	61.733
19.	Sulphur (% by mass)	ASTM 775 E	%	0.772	0.364	0.306	1644.861
20.	Iron (Fe)	ASTM 5198 D	mg/kg	6.823	10.160	17.889	1.240
21.	Manganese (Mn)	ASTM 5198 D	mg/kg	2.742	2.418	1.982	2.317
22.	Selenium as Se	APHA 24 ED.		BDL	BDL	BDL	BDL
Biochemical Characteristics							
1.	Carbohydrates	LAB/SOP	%	44.84	46.72	44.92	45.42
2.	Proteins	LAB/SOP	%	7.70	7.42	7.73	7.92
3.	Natural Fiber	LAB/SOP	%	5.3	6.2	5.3	5.2
4.	Biodegradable Factor	LAB/SOP	%	76	75.4	76.7	77.5

Reviewed By
 Dr. Dinesh Uchchariya
 Technical Manager



Authorized Signatory
 Rajesh Jain



CIN: U73100MP2002PTC015352

GSTIN: 23AAECA9188L1Z8

Approved: by Occupational Health & Safety Management (ISO45001:2018)

Approved: by National Accreditation Board for Testing and Calibration Laboratories

Approved: by Ministry of Environment, Forest and Climate Change (MoEF&CC)

Registered Office: 63/1, Kallash Vihar, Near Income Tax Office, City Center-II

Gwalior-474 011, M.P., India

☎0751-3566867, 2232177

Email: aetlgwalior@gmail.com, aetrl2016@gmail.com, aetrlcenter@gmail.com

Web: www.aetrl.com



SOLID WASTE ANALYSIS REPORT

Lab ref. No. : AETRL/160924G0020
Dispatch No. 0062

Client Name with Address	: Office of the chief Executive officers, srinagar smart city Limited 1st Floor, Budshah Building, Lal Chowk, Srinagar, Jammu and Kashmir 190001	
Nature of Sample	: Solid waste	D/O sample Collection : 12/09/2024
Sample Description	: Ward No-20	D/o Sample Received : 16/09/2024
Location	: Jamaladda Srinagar	D/o Sample Analysis : 16/09/2024
Sample Collected By	: Aetrl Sampling Team	D/O Completion Analysis : 31/09/2024
Sample Collected	: 10 Kg	D/o Report Issue : 31/09/2024

TESTE RESULTS

S.No.	Parameters	Unit	Results			
			S-1	S-2	S-3	S-4
PHYSICAL CHARACTERIZATIONS						
1.	Plastics, Plastic bags etc	%	11.1	11.7	11.4	11.2
2.	Papers and cardboard food waste	%	5.3	5.2	5.3	5.1
3.	Glass & Metals	%	1.9	1.8	1.7	1.6
4.	Leather , rubber, Thermocol	%	1.4	1.1	1.6	1.5
5.	Tetra pack	%	1.1	1	1.3	1.1
6.	Wood and wood products	%	2.3	2.1	2.3	2.2
7.	Clothes & Rags (Textiles)	%	0.46	0.52	0.99	0.71
8.	Food waste/Vegetable waste/Fish/Mutton waste	%	58.8	58.2	57.8	57.9
9.	Horticulture waste & Wood	%	0.5	1.5	0.71	1.7
10.	Miscellaneous & Inert Wastes	%	17.14	16.88	16.9	16.99

Reviewed By

Dr. Dinesh Uchchariya
Technical Manager



Authorized Signatory

Rajesh Jain



CIN: U73100MP2002PTC015352 **GSTIN: 23AAECA9188L1Z8**
Approved: by Occupational Health & Safety Management (ISO45001:2018)
Approved: by National Accreditation Board for Testing and Calibration Laboratories
Approved: by Ministry of Environment, Forest and Climate Change (MoEF&CC)
Registered Office: 63/1, Kallash Vihar, Near Income Tax Office, City Center-II
Gwalior-474 011, M.P., India
☎0751-3566867, 2232177
Email: aetrlgwalior@gmail.com, aetrl2016@gmail.com, aetrlcenter@gmail.com
Web: www.aetrl.com



SOLID WASTE ANALYSIS REPORT

Lab ref. No. : AETRL/160924G0020
Dispatch No. 0062

Client Name with Address	Office of the chief Executive officers, Srinagar smart city Limited 1st Floor, Budshah Building, Lal Chowk, Srinagar, Jammu and Kashmir 190001		
Nature of Sample	Solid waste	D/O sample Collection	12/09/2024
Sample Description	Ward No-20	D/o Sample Received (Processed form)	16/09/2024
Location	Jamaladda Srinagar	D/o Sample Analysis	16/09/2024
Sample Collected By	Aetrl Sampling Team	D/O Completion Analysis	31/09/2024
Sample Collected	10 Kg	D/o Report Issue	31/09/2024

TESTE RESULTS

S.No.	Parameters	Methodology	Unit	Analysis Results of Samples Collected at Various Depths			
				S-1	S-2	S-3	S-4
Physical Parameters							
1.	Bulk Density	ASTM 5231 D	kg/M ³	492	495	520	521
2.	CV	ASTM 5468 D	kcal/kg	1584	1505	1503	1423
3.	Moisture content	ASTM 2216 D	%	30.55	34.11	32.55	33.25
Chemical Parameters							
2.	pH	EPA 9045D	-	7.34	7.96	7.64	7.87
3.	Total Volatile Solids (% by mass)	ASTM 3175 D	%	57.42	55.60	55.96	57.70
4.	Total Solid (% By Mass)	APHA 24 ED.		26.32	25.02	30.28	27.55
5.	Total Organic Carbon (% by mass)	USEPA 9060a	%	25.32	26.25	26.25	27.52
6.	C/N Ratio	-	-	35.219	35.064	34.286	35.532
7.	Total Nitrogen (% by mass)	ASTM E778	%	1.3	1.2	1.3	1.2
8.	Total Phosphates as P2O5 (% by mass)	ASTM 5198 D	%	0.52	0.54	0.59	0.56
9.	Total Potassium asK (% by mass)	APHA24ED24	%	0.55	0.54	0.52	0.52
10.	Arsenic (As)	ASTM 5198 D	mg/kg	BDL	BDL	BDL	BDL
11.	Nickel (Ni)	ASTM 5198 D	mg/kg	1.123	0.981	1.106	1.232
12.	Zinc (Zn)	ASTM 5198 D	mg/kg	22.131	21.972	21.508	19.187
13.	Cadmium (Cd)	ASTM 5198 D	mg/kg	0.154	0.311	0.311	0.317
14.	Copper (Cu)	ASTM 5198 D	mg/kg	7.947	3.585	8.104	8.250
15.	Chromium (Cr+6)	ASTM 5198 D	mg/kg	1.870	2.337	7.326	7.450
16.	Lead (Pb)	ASTM 5198 D	mg/kg	0.467	0.779	1.402	1.420
17.	Mercury (Hg)	ASTM 5198 D	mg/kg	BDL	BDL	BDL	BDL
18.	Chloride (% by mass)	Based on USEPA	%	0.300	0.480	0.480	63.462
19.	Sulphur (% by mass)	ASTM 775 E	%	0.794	0.374	0.315	1690.917
20.	Iron (Fe)	ASTM 5198 D	mg/kg	7.014	10.444	18.390	1.275
21.	Manganese (Mn)	ASTM 5198 D	mg/kg	2.819	2.486	2.037	2.382
22.	Selenium as Se	APHA 24 ED.		BDL	BDL	BDL	BDL
Biochemical Characteristics							
1.	Carbohydrates	LAB/SOP	%	35.45	36.49	37.81	36.22
2.	Proteins	LAB/SOP	%	5.94	5.95	6.07	5.46
3.	Natural Fiber	LAB/SOP	%	8.12	8.25	8.57	8.59
4.	Biodegradable Factor	LAB/SOP	%	67.36	67.52	67.1	67.61

Reviewed By
 Dr. Dinesh Uchchariya
 Technical Manager



Authorized Signatory
 Rajesh Jain



CIN: U73100MP2002PTC015352

GSTIN: 23AAECA9188L1Z8

Approved: by Occupational Health & Safety Management (ISO45001:2018)

Approved: by National Accreditation Board for Testing and Calibration Laboratories

Approved: by Ministry of Environment, Forest and Climate Change (MoEF&CC)

Registered Office: 63/1, Kallash Vihar, Near Income Tax Office, City Center-II

Gwalior-474 011, M.P., India

☎0751-3566867, 2232177

Email: aetlgwalior@gmail.com, aetrl2016@gmail.com, aetrlcenter@gmail.com

Web: www.aetrl.com



SOLID WASTE ANALYSIS REPORT

Lab ref. No. : AETRL/160924G0021
Dispatch No. 0062

Client Name with Address	Office of the chief Executive officers, srinagar smart city Limited 1st Floor, Budshah Building, Lal Chowk, Srinagar, Jammu and Kashmir 190001		
Nature of Sample	Solid waste	D/O sample Collection	12/09/2024
Sample Description	Ward No-21	D/o Sample Received	16/09/2024
Location	Nawabazar Srinagar	D/o Sample Analysis	16/09/2024
Sample Collected By	Aetrl Sampling Team	D/O Completion Analysis	31/09/2024
Sample Collected	10 Kg	D/o Report Issue	31/09/2024

TESTE RESULTS

S.No.	Parameters	Unit	Results			
			S-1	S-2	S-3	S-4
PHYSICAL CHARACTERIZATIONS						
1.	Plastics, Plastic bags etc	%	6.1	5.9	5.7	5.3
2.	Papers and cardboard food waste	%	2.4	2.1	2.3	2.3
3.	Glass & Metals	%	0.6	0.7	0.8	0.7
4.	Leather , rubber, Thermocol	%	0.2	0.1	0.2	0.2
5.	Tetra pack	%	0.3	0.1	0.1	0.1
6.	Wood and wood products	%	1.3	1.3	1.4	1.3
7.	Clothes & Rags (Textiles)	%	0.5	0.5	1	0.7
8.	Food waste/Vegetable waste/Fish/Mutton waste	%	70.9	71.4	70.1	71.4
9.	Horticulture waste & Wood	%	1.5	1.6	1.7	1.6
10.	Miscellaneous & Inert Wastes	%	16.2	16.3	16.7	16.4

Reviewed By

Dr. Dinesh Uchchariya
Technical Manager



Authorized Signatory

Rajesh Jain



CIN: U73100MP2002PTC015352 **GSTIN: 23AAECA9188L1Z8**
Approved: by Occupational Health & Safety Management (ISO45001:2018)
Approved: by National Accreditation Board for Testing and Calibration Laboratories
Approved: by Ministry of Environment, Forest and Climate Change (MoEF&CC)
Registered Office: 63/1, Kallash Vihar, Near Income Tax Office, City Center-II
Gwalior-474 011, M.P., India
☎0751-3566867, 2232177
Email: aetrlgwalior@gmail.com, aetrl2016@gmail.com, aetrlcenter@gmail.com
Web: www.aetrl.com



SOLID WASTE ANALYSIS REPORT

Lab ref. No. : AETRL/160924G0021
Dispatch No. 0062

Client Name with Address	Office of the chief Executive officers, Srinagar smart city Limited 1st Floor, Budshah Building, Lal Chowk, Srinagar, Jammu and Kashmir 190001		
Nature of Sample	Solid waste	D/O sample Collection	12/09/2024
Sample Description	Ward No-21	D/o Sample Received (Processed form)	16/09/2024
Location	Nawabazar Srinagar	D/o Sample Analysis	16/09/2024
Sample Collected By	Aetrl Sampling Team	D/O Completion Analysis	31/09/2024
Sample Collected	10 Kg	D/o Report Issue	31/09/2024

TESTE RESULTS

S.No.	Parameters	Methodology	Unit	Analysis Results of Samples Collected at Various Depths			
				S-1	S-2	S-3	S-4
Physical Parameters							
1.	Bulk Density	ASTM 5231 D	kg/M ³	554	570	559	581
2.	CV	ASTM 5468 D	kcal/kg	1195	1114	1112	1132
3.	Moisture content	ASTM 2216 D	%	30.89	37.52	43.02	43.73
Chemical Parameters							
2.	pH	EPA 9045D	-	7.66	7.29	7.97	7.20
3.	Total Volatile Solids (% by mass)	ASTM 3175 D	%	69.03	67.16	65.47	65.20
4.	Total Solid (% By Mass)	APHA 24 ED.		26.81	25.16	23.93	23.12
5.	Total Organic Carbon (% by mass)	USEPA 9060a	%	33.093	32.437	32.880	32.915
6.	C/N Ratio	-	-	36.205	36.046	35.246	36.527
7.	Total Nitrogen (% by mass)	ASTM E778	%	1.3	1.2	1.1	1.6
8.	Total Phosphates as P2O5 (% by mass)	ASTM 5198 D	%	1.1	1.15	1.11	1.16
9.	Total Potassium asK (% by mass)	APHA24ED24	%	0.570	0.551	0.535	0.570
10.	Arsenic (As)	ASTM 5198 D	mg/kg	BDL	BDL	BDL	BDL
11.	Nickel (Ni)	ASTM 5198 D	mg/kg	1.154	1.008	1.137	1.266
12.	Zinc (Zn)	ASTM 5198 D	mg/kg	22.751	22.587	22.110	19.724
13.	Cadmium (Cd)	ASTM 5198 D	mg/kg	0.158	0.320	0.320	0.326
14.	Copper (Cu)	ASTM 5198 D	mg/kg	8.170	3.685	8.331	8.481
15.	Chromium (Cr+6)	ASTM 5198 D	mg/kg	1.922	2.402	7.531	7.659
16.	Lead (Pb)	ASTM 5198 D	mg/kg	0.480	0.801	1.441	1.460
17.	Mercury (Hg)	ASTM 5198 D	mg/kg	BDL	BDL	BDL	BDL
18.	Chloride (% by mass)	Based on USEPA	%	0.308	0.493	0.493	65.239
19.	Sulphur (% by mass)	ASTM 775 E	%	0.816	0.384	0.324	1738.263
20.	Iron (Fe)	ASTM 5198 D	mg/kg	7.210	10.736	18.905	1.311
21.	Manganese (Mn)	ASTM 5198 D	mg/kg	2.898	2.556	2.094	2.449
22.	Selenium as Se	APHA 24 ED.		BDL	BDL	BDL	BDL
Biochemical Characteristics							
1.	Carbohydrates	LAB/SOP	%	42.03	47.29	47.13	47.97
2.	Proteins	LAB/SOP	%	7.46	6.64	6.58	6.90
3.	Natural Fiber	LAB/SOP	%	6.3	6.2	6.1	6.2
4.	Biodegradable Factor	LAB/SOP	%	76.6	76.9	76.5	77.3

Reviewed By
 Dr. Dinesh Uchchariya
 Technical Manager



Authorized Signatory
 Rajesh Jain



CIN: U73100MP2002PTC015352

GSTIN: 23AAECA9188L1Z8

Approved: by Occupational Health & Safety Management (ISO45001:2018)

Approved: by National Accreditation Board for Testing and Calibration Laboratories

Approved: by Ministry of Environment, Forest and Climate Change (MoEF&CC)

Registered Office: 63/1, Kallash Vihar, Near Income Tax Office, City Center-II

Gwalior-474 011, M.P., India

☎0751-3566867, 2232177

Email: aetlgwalior@gmail.com aetrl2016@gmail.com, aetrlcenter@gmail.com

Web: www.aetrl.com



TC-12760

SOLID WASTE ANALYSIS REPORT

Lab ref. No. : AETRL/160924G0022
Dispatch No. 0062

Client Name with Address	Office of the chief Executive officers, srinagar smart city Limited 1st Floor, Budshah Building, Lal Chowk, Srinagar, Jammu and Kashmir 190001		
Nature of Sample	Solid waste	D/O sample Collection	12/09/2024
Sample Description	Ward No-22	D/o Sample Received	16/09/2024
Location	Karan Nagar Srinagar	D/o Sample Analysis	16/09/2024
Sample Collected By	Aetrl Sampling Team	D/O Completion Analysis	31/09/2024
Sample Collected	10 Kg	D/o Report Issue	31/09/2024

TESTE RESULTS

S.No.	Parameters	Unit	Results			
			S-1	S-2	S-3	S-4
PHYSICAL CHARACTERIZATIONS						
1.	Plastics, Plastic bags etc	%	6.1	6	5.8	5.4
2.	Papers and cardboard food waste	%	2.4	2.1	2.3	2.6
3.	Glass & Metals	%	0.6	0.7	0.8	0.7
4.	Leather , rubber, Thermocol	%	0.2	0.1	0.2	0.2
5.	Tetra pack	%	0	0	0	0
6.	Wood and wood products	%	0.4	0.3	0.4	0.3
7.	Clothes & Rags (Textiles)	%	0.5	0.5	1	0.7
8.	Food waste/Vegetable waste/Fish/Mutton waste	%	72.9	73.2	71.9	72.6
9.	Horticulture waste & Wood	%	0.5	0.6	0.7	0.8
10.	Miscellaneous & Inert Wastes	%	16.4	16.5	16.9	16.7

Reviewed By

Dr. Dinesh Uchchariya
Technical Manager



Authorized Signatory

Rajesh Jain



CIN: U73100MP2002PTC015352 **GSTIN: 23AAECA9188L1Z8**
Approved: by Occupational Health & Safety Management (ISO45001:2018)
Approved: by National Accreditation Board for Testing and Calibration Laboratories
Approved: by Ministry of Environment, Forest and Climate Change (MoEF&CC)
Registered Office: 63/1, Kallash Vihar, Near Income Tax Office, City Center-II
Gwalior-474 011, M.P., India
☎0751-3566867, 2232177
Email: aetrlgwalior@gmail.com, aetrl2016@gmail.com, aetrlcenter@gmail.com
Web: www.aetrl.com



SOLID WASTE ANALYSIS REPORT

Lab ref. No. : AETRL/160924G0022
Dispatch No. 0062

Client Name with Address	Office of the chief Executive officers, Srinagar smart city Limited 1st Floor, Budshah Building, Lal Chowk, Srinagar, Jammu and Kashmir 190001		
Nature of Sample	Solid waste	D/O sample Collection	12/09/2024
Sample Description	Ward No-22	D/o Sample Received (Processed form)	16/09/2024
Location	Karan Nagar Srinagar	D/o Sample Analysis	16/09/2024
Sample Collected By	Aetrl Sampling Team	D/O Completion Analysis	31/09/2024
Sample Collected	10 Kg	D/o Report Issue	31/09/2024

TESTE RESULTS

S.No.	Parameters	Methodology	Unit	Analysis Results of Samples Collected at Various Depths			
				S-1	S-2	S-3	S-4
Physical Parameters							
1.	Bulk Density	ASTM 5231 D	kg/M ³	630	540	524	545
2.	CV	ASTM 5468 D	kcal/kg	1314	1105	1103	1123
3.	Moisture content	ASTM 2216 D	%	40.55	47.11	42.55	43.36
Chemical Parameters							
2.	pH	EPA 9045D	-	7.33	7.95	7.63	7.86
3.	Total Volatile Solids (% by mass)	ASTM 3175 D	%	67.38	65.56	66.92	63.65
4.	Total Solid (% By Mass)	APHA 24 ED.		26.20	24.90	23.18	27.45
5.	Total Organic Carbon (% by mass)	USEPA 9060a	%	23.01	22.37	22.80	22.83
6.	C/N Ratio	-	-	35.19	35.04	34.26	35.50
7.	Total Nitrogen (% by mass)	ASTM E778	%	1.13	1.10	1.12	1.16
8.	Total Phosphates as P2O5 (% by mass)	ASTM 5198 D	%	1.12	1.15	1.10	1.16
9.	Total Potassium asK (% by mass)	APHA24ED24	%	0.63	0.54	0.63	0.56
10.	Arsenic (As)	ASTM 5198 D	mg/kg	BDL	BDL	BDL	BDL
11.	Nickel (Ni)	ASTM 5198 D	mg/kg	1.122	0.980	1.105	1.231
12.	Zinc (Zn)	ASTM 5198 D	mg/kg	22.114	21.955	21.491	19.172
13.	Cadmium (Cd)	ASTM 5198 D	mg/kg	0.154	0.311	0.311	0.317
14.	Copper (Cu)	ASTM 5198 D	mg/kg	7.941	3.582	8.098	8.244
15.	Chromium (Cr+6)	ASTM 5198 D	mg/kg	1.868	2.335	7.320	7.445
16.	Lead (Pb)	ASTM 5198 D	mg/kg	0.467	0.779	1.401	1.419
17.	Mercury (Hg)	ASTM 5198 D	mg/kg	BDL	BDL	BDL	BDL
18.	Chloride (% by mass)	Based on USEPA	%	0.299	0.479	0.479	63.412
19.	Sulphur (% by mass)	ASTM 775 E	%	0.793	0.373	0.315	1689.592
20.	Iron (Fe)	ASTM 5198 D	mg/kg	7.008	10.435	18.376	1.274
21.	Manganese (Mn)	ASTM 5198 D	mg/kg	2.817	2.484	2.035	2.380
22.	Selenium as Se	APHA 24 ED.		BDL	BDL	BDL	BDL
Biochemical Characteristics							
1.	Carbohydrates	LAB/SOP	%	49.17	47.13	48.98	47.97
2.	Proteins	LAB/SOP	%	7.36	6.58	7.29	6.90
3.	Natural Fiber	LAB/SOP	%	6.3	6.5	6.2	6.4
4.	Biodegradable Factor	LAB/SOP	%	76.7	76.7	76.3	77

Reviewed By
 Dr. Dinesh Uchchariya
 Technical Manager



Authorized Signatory
 Rajesh Jain



CIN: U73100MP2002PTC015352

GSTIN: 23AAECA9188L1Z8

Approved: by Occupational Health & Safety Management (ISO45001:2018)

Approved: by National Accreditation Board for Testing and Calibration Laboratories

Approved: by Ministry of Environment, Forest and Climate Change (MoEF&CC)

Registered Office: 63/1, Kallash Vihar, Near Income Tax Office, City Center-II

Gwalior-474 011, M.P., India

☎0751-3566867, 2232177

Email: aetlgwalior@gmail.com, aetrl2016@gmail.com, aetrlcenter@gmail.com

Web: www.aetrl.com



TC-12760

SOLID WASTE ANALYSIS REPORT

Lab ref. No. : AETRL/160924G0023
Dispatch No. 0062

Client Name with Address	Office of the chief Executive officers, srinagar smart city Limited 1st Floor, Budshah Building, Lal Chowk, Srinagar, Jammu and Kashmir 190001		
Nature of Sample	Solid waste	D/O sample Collection	12/09/2024
Sample Description	Ward No-23	D/o Sample Received	16/09/2024
Location	Chattabal Srinagar	D/o Sample Analysis	16/09/2024
Sample Collected By	Aetrl Sampling Team	D/O Completion Analysis	31/09/2024
Sample Collected	10 Kg	D/o Report Issue	31/09/2024

TESTE RESULTS

S.No.	Parameters	Unit	Results			
			S-1	S-2	S-3	S-4
PHYSICAL CHARACTERIZATIONS						
1.	Plastics, Plastic bags etc	%	10.1	10.9	10.7	10.6
2.	Papers and cardboard food waste	%	4.2	4.1	4.3	4.3
3.	Glass & Metals	%	0.6	0.8	0.7	0.7
4.	Leather , rubber, Thermocol	%	0.9	0.8	0.6	0.5
5.	Tetra pack	%	1.1	1	1.3	0.9
6.	Wood and wood products	%	0.38	0.33	0.4	0.34
7.	Clothes & Rags (Textiles)	%	0.49	0.55	1.04	0.74
8.	Food waste/Vegetable waste/Fish/Mutton waste	%	63.4	63.3	62.7	62.7
9.	Horticulture waste & Wood	%	0.53	0.57	0.74	0.78
10.	Miscellaneous & Inert Wastes	%	18.3	17.65	17.52	18.44

Reviewed By

Dr. Dinesh Uchchariya
Technical Manager



Authorized Signatory

Rajesh Jain



CIN: U73100MP2002PTC015352 **GSTIN: 23AAECA9188L1Z8**
Approved: by Occupational Health & Safety Management (ISO45001:2018)
Approved: by National Accreditation Board for Testing and Calibration Laboratories
Approved: by Ministry of Environment, Forest and Climate Change (MoEF&CC)
Registered Office: 63/1, Kallash Vihar, Near Income Tax Office, City Center-II
Gwalior-474 011, M.P., India
☎0751-3566867, 2232177
Email: aetrlgwalior@gmail.com, aetrl2016@gmail.com, aetrlcenter@gmail.com
Web: www.aetrl.com



SOLID WASTE ANALYSIS REPORT

Lab ref. No. : AETRL/160924G0023
Dispatch No. 0062

Client Name with Address	Office of the chief Executive officers, Srinagar smart city Limited 1st Floor, Budshah Building, Lal Chowk, Srinagar, Jammu and Kashmir 190001		
Nature of Sample	Solid waste	D/O sample Collection	: 12/09/2024
Sample Description	Ward No-23	D/o Sample Received (Processed form)	: 16/09/2024
Location	Chattabal Srinagar	D/o Sample Analysis	: 16/09/2024
Sample Collected By	Aetrl Sampling Team	D/O Completion Analysis	: 31/09/2024
Sample Collected	10 Kg	D/o Report Issue	: 31/09/2024

TESTE RESULTS

S.No.	Parameters	Methodology	Unit	Analysis Results of Samples Collected at Various Depths			
				S-1	S-2	S-3	S-4
Physical Parameters							
1.	Bulk Density	ASTM 5231 D	kg/M ³	521	508	516	524
2.	CV	ASTM 5468 D	kcal/kg	1541	1571	1569	1588
3.	Moisture content	ASTM 2216 D	%	29.60	34.96	32.23	32.33
Chemical Parameters							
2.	pH	EPA 9045D	-	7.98	7.58	7.27	7.49
3.	Total Volatile Solids (% by mass)	ASTM 3175 D	%	55.60	56.84	57.25	59.99
4.	Total Solid (% By Mass)	APHA 24 ED.		32.23	34.32	26.14	23.50
5.	Total Organic Carbon (% by mass)	USEPA 9060a	%	25.92	26.30	25.71	28.74
6.	C/N Ratio	-	-	34.10	33.95	33.20	34.40
7.	Total Nitrogen (% by mass)	ASTM E778	%	1.4	1.3	1.2	1.3
8.	Total Phosphates as P2O5 (% by mass)	ASTM 5198 D	%	0.51	0.53	0.58	0.54
9.	Total Potassium asK (% by mass)	APHA24ED24	%	0.55	0.53	0.52	0.55
10.	Arsenic (As)	ASTM 5198 D	mg/kg	BDL	BDL	BDL	BDL
11.	Nickel (Ni)	ASTM 5198 D	mg/kg	1.079	0.943	1.063	1.184
12.	Zinc (Zn)	ASTM 5198 D	mg/kg	21.274	21.121	20.674	18.443
13.	Cadmium (Cd)	ASTM 5198 D	mg/kg	0.148	0.299	0.299	0.305
14.	Copper (Cu)	ASTM 5198 D	mg/kg	7.639	3.446	7.790	7.931
15.	Chromium (Cr+6)	ASTM 5198 D	mg/kg	1.797	2.246	7.042	7.162
16.	Lead (Pb)	ASTM 5198 D	mg/kg	0.449	0.749	1.348	1.365
17.	Mercury (Hg)	ASTM 5198 D	mg/kg	BDL	BDL	BDL	BDL
18.	Chloride (% by mass)	Based on USEPA	%	0.288	0.461	0.461	61.002
19.	Sulphur (% by mass)	ASTM 775 E	%	0.763	0.359	0.303	1625.388
20.	Iron (Fe)	ASTM 5198 D	mg/kg	6.742	10.038	17.678	1.226
21.	Manganese (Mn)	ASTM 5198 D	mg/kg	2.710	2.390	1.958	2.290
22.	Selenium as Se	APHA 24 ED.		BDL	BDL	BDL	BDL
Biochemical Characteristics							
1.	Carbohydrates	LAB/SOP/	%	35.54	36.61	36.69	38.37
2.	Proteins	LAB/SOP/	%	7.27	6.38	6.33	6.59
3.	Natural Fiber	LAB/SOP/	%	8.23	8.25	8.45	8.75
4.	Biodegradable Factor	LAB/SOP/	%	69	68.85	69.18	68.86

Reviewed By
 Dr. Dinesh Uchchariya
 Technical Manager



Authorized Signatory
 Rajesh Jain



CIN: U73100MP2002PTC015352

GSTIN: 23AAECA9188L1Z8

Approved: by Occupational Health & Safety Management (ISO45001:2018)

Approved: by National Accreditation Board for Testing and Calibration Laboratories

Approved: by Ministry of Environment, Forest and Climate Change (MoEF&CC)

Registered Office: 63/1, Kallash Vihar, Near Income Tax Office, City Center-II

Gwalior-474 011, M.P., India

☎0751-3566867, 2232177

Email: aetlgwalior@gmail.com, aetrl2016@gmail.com, aetrlcenter@gmail.com

Web: www.aetrl.com



TC-12760

SOLID WASTE ANALYSIS REPORT

Lab ref. No. : AETRL/160924G0024
Dispatch No. 0062

Client Name with Address	Office of the chief Executive officers, srinagar smart city Limited 1st Floor, Budshah Building, Lal Chowk, Srinagar, Jammu and Kashmir 190001		
Nature of Sample	Solid waste	D/O sample Collection	12/09/2024
Sample Description	Ward No-24	D/o Sample Received	16/09/2024
Location	Debinai Srinagar	D/o Sample Analysis	16/09/2024
Sample Collected By	Aetrl Sampling Team	D/O Completion Analysis	31/09/2024
Sample Collected	10 Kg	D/o Report Issue	31/09/2024

TESTE RESULTS

S.No.	Parameters	Unit	Results			
			S-1	S-2	S-3	S-4
PHYSICAL CHARACTERIZATIONS						
1.	Plastics, Plastic bags etc	%	6.1	6	5.8	5.4
2.	Papers and cardboard food waste	%	2.4	2.1	2.3	2.2
3.	Glass & Metals	%	0.6	0.7	0.8	0.7
4.	Leather , rubber, Thermocol	%	0.2	0.1	0.2	0.2
5.	Tetra pack	%	0	0	0	0
6.	Wood and wood products	%	0.4	0.3	0.4	0.3
7.	Clothes & Rags (Textiles)	%	0.5	0.5	1	0.7
8.	Food waste/Vegetable waste/Fish/Mutton waste	%	71.2	71.5	70.6	71.4
9.	Horticulture waste & Wood	%	2.5	2.6	2.3	2.7
10.	Miscellaneous & Inert Wastes	%	16.1	16.2	16.6	16.4

Reviewed By

Dr. Dinesh Uchchariya
Technical Manager



Authorized Signatory

Rajesh Jain



CIN: U73100MP2002PTC015352 **GSTIN: 23AAECA9188L1Z8**
Approved: by Occupational Health & Safety Management (ISO45001:2018)
Approved: by National Accreditation Board for Testing and Calibration Laboratories
Approved: by Ministry of Environment, Forest and Climate Change (MoEF&CC)
Registered Office: 63/1, Kallash Vihar, Near Income Tax Office, City Center-II
Gwalior-474 011, M.P., India
☎0751-3566867, 2232177
Email: aetrlgwalior@gmail.com, aetrl2016@gmail.com, aetrlcenter@gmail.com
Web: www.aetrl.com



SOLID WASTE ANALYSIS REPORT

Lab ref. No. : AETRL/160924G0024
Dispatch No. 0062

Client Name with Address	Office of the chief Executive officers, Srinagar smart city Limited 1st Floor, Budshah Building, Lal Chowk, Srinagar, Jammu and Kashmir 190001		
Nature of Sample	Solid waste	D/O sample Collection	: 12/09/2024
Sample Description	Ward No-24	D/o Sample Received (Processed form)	: 16/09/2024
Location	Debinai Srinagar	D/o Sample Analysis	: 16/09/2024
Sample Collected By	Aetrl Sampling Team	D/O Completion Analysis	: 31/09/2024
Sample Collected	10 Kg	D/o Report Issue	: 31/09/2024

TESTE RESULTS

S.No.	Parameters	Methodology	Unit	Analysis Results of Samples Collected at Various Depths			
				S-1	S-2	S-3	S-4
Physical Parameters							
1.	Bulk Density	ASTM 5231 D	kg/M ³	579	577	549	569
2.	CV	ASTM 5468 D	kcal/kg	1099	1038	1036	1054
3.	Moisture content	ASTM 2216 D	%	48.68	44.85	49.95	41.33
Chemical Parameters							
2.	pH	EPA 9045D	-	7.64	7.22	7.92	7.13
3.	Total Volatile Solids (% by mass)	ASTM 3175 D	%	63.88	62.17	60.63	60.38
4.	Total Solid (% By Mass)	APHA 24 ED.		25.42	23.88	22.23	29.67
5.	Total Organic Carbon (% by mass)	USEPA 9060a	%	32.83	32.23	32.63	32.66
6.	C/N Ratio	-	-	33.04	32.90	32.17	33.33
7.	Total Nitrogen (% by mass)	ASTM E778	%	1.96	1.95	1.84	1.80
8.	Total Phosphates as P2O5 (% by mass)	ASTM 5198 D	%	1.05	1.01	1.40	1.20
9.	Total Potassium as K (% by mass)	APHA24ED24	%	0.54	0.52	0.51	0.54
10.	Arsenic (As)	ASTM 5198 D	mg/kg	BDL	BDL	BDL	BDL
11.	Nickel (Ni)	ASTM 5198 D	mg/kg	1.038	0.907	1.023	1.139
12.	Zinc (Zn)	ASTM 5198 D	mg/kg	20.466	20.318	19.888	17.742
13.	Cadmium (Cd)	ASTM 5198 D	mg/kg	0.142	0.288	0.288	0.293
14.	Copper (Cu)	ASTM 5198 D	mg/kg	7.349	3.315	7.494	7.630
15.	Chromium (Cr+6)	ASTM 5198 D	mg/kg	1.729	2.161	6.774	6.890
16.	Lead (Pb)	ASTM 5198 D	mg/kg	0.432	0.721	1.297	1.313
17.	Mercury (Hg)	ASTM 5198 D	mg/kg	BDL	BDL	BDL	BDL
18.	Chloride (% by mass)	Based on USEPA	%	0.277	0.443	0.443	58.684
19.	Sulphur (% by mass)	ASTM 775 E	%	0.734	0.345	0.291	1563.623
20.	Iron (Fe)	ASTM 5198 D	mg/kg	6.486	9.657	17.006	1.179
21.	Manganese (Mn)	ASTM 5198 D	mg/kg	2.607	2.299	1.884	2.203
22.	Selenium as Se	APHA 24 ED.		BDL	BDL	BDL	BDL
Biochemical Characteristics							
1.	Carbohydrates	LAB/SOP/	%	46.28	46.09	47.63	48.31
2.	Proteins	LAB/SOP/	%	6.25	6.18	6.77	7.03
3.	Natural Fiber	LAB/SOP/	%	5.25	5.29	5.21	5.22
4.	Biodegradable Factor	LAB/SOP/	%	77	77	76.6	77.3

Reviewed By
 Dr. Dinesh Uchchariya
 Technical Manager



Authorized Signatory
 Rajesh Jain



CIN: U73100MP2002PTC015352

GSTIN: 23AAECA9188L1Z8

Approved: by Occupational Health & Safety Management (ISO45001:2018)

Approved: by National Accreditation Board for Testing and Calibration Laboratories

Approved: by Ministry of Environment, Forest and Climate Change (MoEF&CC)

Registered Office: 63/1, Kallash Vihar, Near Income Tax Office, City Center-II

Gwalior-474 011, M.P., India

☎0751-3566867, 2232177

Email: aetlgwalior@gmail.com aetrl2016@gmail.com, aetrlcenter@gmail.com

Web: www.aetrl.com



TC-12760

SOLID WASTE ANALYSIS REPORT

Lab ref. No. : AETRL/160924G0025
Dispatch No. 0062

Client Name with Address	Office of the chief Executive officers, srinagar smart city Limited 1st Floor, Budshah Building, Lal Chowk, Srinagar, Jammu and Kashmir 190001	
Nature of Sample	Solid waste	D/O sample Collection : 12/09/2024
Sample Description	Ward No-25	D/o Sample Received : 16/09/2024
Location	Parimpoora Srinagar	D/o Sample Analysis : 16/09/2024
Sample Collected By	Aetrl Sampling Team	D/O Completion Analysis : 31/09/2024
Sample Collected	10 Kg	D/o Report Issue : 31/09/2024

TESTE RESULTS

S.No.	Parameters	Unit	Results			
			S-1	S-2	S-3	S-4
PHYSICAL CHARACTERIZATIONS						
1.	Plastics, Plastic bags etc	%	10.8	10.7	10.5	10.1
2.	Papers and cardboard food waste	%	4.2	4.1	4.9	4.3
3.	Glass & Metals	%	1.6	1.6	1.7	1.9
4.	Leather , rubber, Thermocol	%	1.2	1.1	1.6	1.5
5.	Tetra pack	%	0.9	0.8	0.8	1.2
6.	Wood and wood products	%	1.3	1.1	1.8	1.2
7.	Clothes & Rags (Textiles)	%	0.9	0.8	0.9	0.8
8.	Food waste/Vegetable waste/Fish/Mutton waste	%	62.8	62.4	60.3	61.8
9.	Horticulture waste & Wood	%	0.51	0.55	0.72	0.76
10.	Miscellaneous & Inert Wastes	%	15.79	16.85	16.78	16.44

Reviewed By

Dr. Dinesh Uchchariya
Technical Manager



Authorized Signatory

Rajesh Jain



CIN: U73100MP2002PTC015352 **GSTIN: 23AAECA9188L1Z8**
Approved: by Occupational Health & Safety Management (ISO45001:2018)
Approved: by National Accreditation Board for Testing and Calibration Laboratories
Approved: by Ministry of Environment, Forest and Climate Change (MoEF&CC)
Registered Office: 63/1, Kallash Vihar, Near Income Tax Office, City Center-II
Gwalior-474 011, M.P., India
☎0751-3566867, 2232177
Email: aetrlgwalior@gmail.com, aetrl2016@gmail.com, aetrlcenter@gmail.com
Web: www.aetrl.com



SOLID WASTE ANALYSIS REPORT

Lab ref. No. : AETRL/160924G0025
Dispatch No. 0062

Client Name with Address	Office of the chief Executive officers, Srinagar smart city Limited 1st Floor, Budshah Building, Lal Chowk, Srinagar, Jammu and Kashmir 190001		
Nature of Sample	Solid waste	D/O sample Collection	12/09/2024
Sample Description	Ward No-25	D/o Sample Received (Processed form)	16/09/2024
Location	Parimpoora Srinagar	D/o Sample Analysis	16/09/2024
Sample Collected By	Aetrl Sampling Team	D/O Completion Analysis	31/09/2024
Sample Collected	10 Kg	D/o Report Issue	31/09/2024

TESTE RESULTS

S.No.	Parameters	Methodology	Unit	Analysis Results of Samples Collected at Various Depths			
				S-1	S-2	S-3	S-4
Physical Parameters							
1.	Bulk Density	ASTM 5231 D	kg/M ³	495	512	520	524
2.	CV	ASTM 5468 D	kcal/kg	1559	1506	1504	1521
3.	Moisture content	ASTM 2216 D	%	27.79	33.77	32.71	30.36
Chemical Parameters							
2.	pH	EPA 9045D	-	7.31	7.87	7.58	6.78
3.	Total Volatile Solids (% by mass)	ASTM 3175 D	%	58.21	58.55	57.06	56.82
4.	Total Solid (% By Mass)	APHA 24 ED.		21.76	23.57	25.44	26.96
5.	Total Organic Carbon (% by mass)	USEPA 9060a	%	28.54	25.85	25.26	25.32
6.	C/N Ratio	-	-	32.02	31.88	31.17	32.30
7.	Total Nitrogen (% by mass)	ASTM E778	%	1.2	1.3	1.4	1.3
8.	Total Phosphates as P2O5 (% by mass)	ASTM 5198 D	%	0.56	0.59	0.52	0.50
9.	Total Potassium asK (% by mass)	APHA24ED24	%	0.52	0.51	0.50	0.53
10.	Arsenic (As)	ASTM 5198 D	mg/kg	BDL	BDL	BDL	BDL
11.	Nickel (Ni)	ASTM 5198 D	mg/kg	0.999	0.873	0.984	1.096
12.	Zinc (Zn)	ASTM 5198 D	mg/kg	19.688	19.546	19.132	17.068
13.	Cadmium (Cd)	ASTM 5198 D	mg/kg	0.137	0.277	0.277	0.282
14.	Copper (Cu)	ASTM 5198 D	mg/kg	7.070	3.189	7.209	7.340
15.	Chromium (Cr+6)	ASTM 5198 D	mg/kg	1.663	2.079	6.517	6.628
16.	Lead (Pb)	ASTM 5198 D	mg/kg	0.416	0.694	1.248	1.263
17.	Mercury (Hg)	ASTM 5198 D	mg/kg	BDL	BDL	BDL	BDL
18.	Chloride (% by mass)	Based on USEPA	%	0.266	0.426	0.426	56.454
19.	Sulphur (% by mass)	ASTM 775 E	%	0.706	0.332	0.280	1504.205
20.	Iron (Fe)	ASTM 5198 D	mg/kg	6.240	9.290	16.360	1.134
21.	Manganese (Mn)	ASTM 5198 D	mg/kg	2.508	2.212	1.812	2.119
22.	Selenium as Se	APHA 24 ED.		BDL	BDL	BDL	BDL
Biochemical Characteristics							
1.	Carbohydrates	LAB/SOP/	%	40.42	38.60	37.60	35.94
2.	Proteins	LAB/SOP/	%	5.92	5.99	5.99	6.12
3.	Natural Fiber	LAB/SOP/	%	8.24	8.45	8.54	8.75
4.	Biodegradable Factor	LAB/SOP/	%	69.71	68.95	68.62	68.86

Reviewed By
 Dr. Dinesh Uchchariya
 Technical Manager



Authorized Signatory
 Rajesh Jain



CIN: U73100MP2002PTC015352

GSTIN: 23AAECA9188L1Z8

Approved: by Occupational Health & Safety Management (ISO45001:2018)

Approved: by National Accreditation Board for Testing and Calibration Laboratories

Approved: by Ministry of Environment, Forest and Climate Change (MoEF&CC)

Registered Office: 63/1, Kallash Vihar, Near Income Tax Office, City Center-II

Gwalior-474 011, M.P., India

☎0751-3566867, 2232177

Email: aetrlgwalior@gmail.com, aetrl2016@gmail.com, aetrlcenter@gmail.com

Web: www.aetrl.com



SOLID WASTE ANALYSIS REPORT

Lab ref. No. : AETRL/160924G0026
Dispatch No. 0062

Client Name with Address	: Office of the chief Executive officers, srinagar smart city Limited 1st Floor, Budshah Building, Lal Chowk, Srinagar, Jammu and Kashmir 190001	
Nature of Sample	: Solid waste	D/O sample Collection : 12/09/2024
Sample Description	: Ward No-26	D/o Sample Received : 16/09/2024
Location	: Malnoora Srinagar	D/o Sample Analysis : 16/09/2024
Sample Collected By	: Aetrl Sampling Team	D/O Completion Analysis : 31/09/2024
Sample Collected	: 10 Kg	D/o Report Issue : 31/09/2024

TESTE RESULTS

S.No.	Parameters	Unit	Results			
			S-1	S-2	S-3	S-4
PHYSICAL CHARACTERIZATIONS						
1.	Plastics, Plastic bags etc	%	9.9	8.8	8.5	9.7
2.	Papers and cardboard food waste	%	4.9	4.4	4.6	4.8
3.	Glass & Metals	%	1.6	1.7	1.7	1.5
4.	Leather , rubber, Thermocol	%	1.3	1.4	1.1	1.2
5.	Tetra pack	%	0.9	0.6	0.8	0.8
6.	Wood and wood products	%	1.4	1.3	1.9	1.3
7.	Clothes & Rags (Textiles)	%	0.48	0.54	1.02	0.73
8.	Food waste/Vegetable waste/Fish/Mutton waste	%	63	63	63.1	63.3
9.	Horticulture waste & Wood	%	0.52	0.56	0.73	0.77
10.	Miscellaneous & Inert Wastes	%	16	17.7	16.55	15.9

Reviewed By

Dr. Dinesh Uchchariya
Technical Manager



Authorized Signatory

Rajesh Jain



CIN: U73100MP2002PTC015352 **GSTIN: 23AAECA9188L1Z8**
Approved: by Occupational Health & Safety Management (ISO45001:2018)
Approved: by National Accreditation Board for Testing and Calibration Laboratories
Approved: by Ministry of Environment, Forest and Climate Change (MoEF&CC)
Registered Office: 63/1, Kallash Vihar, Near Income Tax Office, City Center-II
Gwalior-474 011, M.P., India
☎0751-3566867, 2232177
Email: aetrlgwalior@gmail.com, aetrl2016@gmail.com, aetrlcenter@gmail.com
Web: www.aetrl.com



SOLID WASTE ANALYSIS REPORT

Lab ref. No. : AETRL/160924G0026
Dispatch No. 0062

Client Name with Address	Office of the chief Executive officers, Srinagar smart city Limited 1st Floor, Budshah Building, Lal Chowk, Srinagar, Jammu and Kashmir 190001		
Nature of Sample	Solid waste	D/O sample Collection	: 12/09/2024
Sample Description	Ward No-26	D/o Sample Received (Processed form)	: 16/09/2024
Location	Malnoora Srinagar	D/o Sample Analysis	: 16/09/2024
Sample Collected By	Aetrl Sampling Team	D/O Completion Analysis	: 31/09/2024
Sample Collected	: 10 Kg	D/o Report Issue	: 31/09/2024

TESTE RESULTS

S.No.	Parameters	Methodology	Unit	Analysis Results of Samples Collected at Various Depths			
				S-1	S-2	S-3	S-4
Physical Parameters							
1.	Bulk Density	ASTM 5231 D	kg/M ³	492	502	518	528
2.	CV	ASTM 5468 D	kcal/kg	1520	1475	1573	1529
3.	Moisture content	ASTM 2216 D	%	26.93	32.72	34.51	29.42
Chemical Parameters							
2.	pH	EPA 9045D	-	7.99	7.53	7.25	7.45
3.	Total Volatile Solids (% by mass)	ASTM 3175 D	%	58.59	59.98	58.54	55.31
4.	Total Solid (% By Mass)	APHA 24 ED.		21.24	22.40	26.77	25.37
5.	Total Organic Carbon (% by mass)	USEPA 9060a	%	25.66	26.09	26.47	25.50
6.	C/N Ratio	-	-	31.03	30.89	30.20	31.30
7.	Total Nitrogen (% by mass)	ASTM E778	%	1.2	1.3	1.4	1.2
8.	Total Phosphates as P2O5 (% by mass)	ASTM 5198 D	%	0.55	0.57	0.55	0.58
9.	Total Potassium asK (% by mass)	APHA24ED24	%	0.52	0.53	0.54	0.52
10.	Arsenic (As)	ASTM 5198 D	mg/kg	BDL	BDL	BDL	BDL
11.	Nickel (Ni)	ASTM 5198 D	mg/kg	0.961	0.840	0.947	1.054
12.	Zinc (Zn)	ASTM 5198 D	mg/kg	18.940	18.803	18.405	16.419
13.	Cadmium (Cd)	ASTM 5198 D	mg/kg	0.132	0.266	0.266	0.271
14.	Copper (Cu)	ASTM 5198 D	mg/kg	6.801	3.068	6.935	7.061
15.	Chromium (Cr+6)	ASTM 5198 D	mg/kg	1.600	2.000	6.269	6.376
16.	Lead (Pb)	ASTM 5198 D	mg/kg	0.400	0.668	1.201	1.215
17.	Mercury (Hg)	ASTM 5198 D	mg/kg	BDL	BDL	BDL	BDL
18.	Chloride (% by mass)	Based on USEPA	%	0.256	0.410	0.410	54.309
19.	Sulphur (% by mass)	ASTM 775 E	%	0.679	0.319	0.269	1447.045
20.	Iron (Fe)	ASTM 5198 D	mg/kg	6.003	8.937	15.738	1.091
21.	Manganese (Mn)	ASTM 5198 D	mg/kg	2.413	2.128	1.743	2.038
22.	Selenium as Se	APHA 24 ED.		BDL	BDL	BDL	BDL
Biochemical Characteristics							
1.	Carbohydrates	LAB/SOP/	%	35.50	39.08	36.66	36.45
2.	Proteins	LAB/SOP/	%	6.49	5.79	6.55	6.81
3.	Natural Fiber	LAB/SOP/	%	8.42	8.35	8.57	8.25
4.	Biodegradable Factor	LAB/SOP/	%	70.3	69.8	71.35	70.9

Reviewed By
 Dr. Dinesh Uchchariya
 Technical Manager



Authorized Signatory
 Rajesh Jain



CIN: U73100MP2002PTC015352

GSTIN: 23AAECA9188L1Z8

Approved: by Occupational Health & Safety Management (ISO45001:2018)

Approved: by National Accreditation Board for Testing and Calibration Laboratories

Approved: by Ministry of Environment, Forest and Climate Change (MoEF&CC)

Registered Office: 63/1, Kallash Vihar, Near Income Tax Office, City Center-II

Gwalior-474 011, M.P., India

☎0751-3566867, 2232177

Email: aetrgwalior@gmail.com, aetrl2016@gmail.com, aetrlcenter@gmail.com

Web: www.aetrl.com



TC-12760

SOLID WASTE ANALYSIS REPORT

Lab ref. No. : AETRL/160924G0027
Dispatch No. 0062

Client Name with Address	Office of the chief Executive officers, srinagar smart city Limited 1st Floor, Budshah Building, Lal Chowk, Srinagar, Jammu and Kashmir 190001		
Nature of Sample	Solid waste	D/O sample Collection	12/09/2024
Sample Description	Ward No-27	D/o Sample Received	16/09/2024
Location	Khumani Chowk Bemina Srinagar	D/o Sample Analysis	16/09/2024
Sample Collected By	Aetrl Sampling Team	D/O Completion Analysis	31/09/2024
Sample Collected	10 Kg	D/o Report Issue	31/09/2024

TESTE RESULTS

S.No.	Parameters	Unit	Results			
PHYSICAL CHARACTERIZATIONS			S-1	S-2	S-3	S-4
1.	Plastics, Plastic bags etc	%	6	5.9	5.7	5.3
2.	Papers and cardboard food waste	%	2.4	2.1	2.6	2.3
3.	Glass & Metals	%	0.6	0.7	0.8	0.7
4.	Leather, rubber, Thermocol	%	0.2	0.1	0.2	0.2
5.	Tetra pack	%	0	0	0	0
6.	Wood and wood products	%	0.4	0.3	0.4	0.3
7.	Clothes & Rags (Textiles)	%	0.5	0.5	1	0.7
8.	Food waste/Vegetable waste/Fish/Mutton waste	%	72.1	72.6	70.9	71.8
9.	Horticulture waste & Wood	%	2.1	2.6	2.7	2.6
10.	Miscellaneous & Inert Wastes	%	15.7	15.2	15.7	16.1

Reviewed By

Dr. Dinesh Uchchariya
Technical Manager



Authorized Signatory

Rajesh Jain



CIN: U73100MP2002PTC015352 **GSTIN: 23AAECA9188L1Z8**
Approved: by Occupational Health & Safety Management (ISO45001:2018)
Approved: by National Accreditation Board for Testing and Calibration Laboratories
Approved: by Ministry of Environment, Forest and Climate Change (MoEF&CC)
Registered Office: 63/1, Kallash Vihar, Near Income Tax Office, City Center-II
Gwalior-474 011, M.P., India
☎0751-3566867, 2232177
Email: aetrlgwalior@gmail.com, aetrl2016@gmail.com, aetrlcenter@gmail.com
Web: www.aetrl.com



SOLID WASTE ANALYSIS REPORT

Lab ref. No. : AETRL/160924G0027
Dispatch No. 0062

Client Name with Address	Office of the chief Executive officers, Srinagar smart city Limited 1st Floor, Budshah Building, Lal Chowk, Srinagar, Jammu and Kashmir 190001	
Nature of Sample	Solid waste	D/O sample Collection : 12/09/2024
Sample Description	Ward No-27	D/o Sample Received (Processed form) : 16/09/2024
Location	Khumani Chowk Bemina Srinagar	D/o Sample Analysis : 16/09/2024
Sample Collected By	Aetrl Sampling Team	D/O Completion Analysis : 31/09/2024
Sample Collected	10 Kg	D/o Report Issue : 31/09/2024

TESTE RESULTS

S.No.	Parameters	Methodology	Unit	Analysis Results of Samples Collected at Various Depths			
				S-1	S-2	S-3	S-4
Physical Parameters							
1.	Bulk Density	ASTM 5231 D	kg/M ³	555	546	611	632
2.	CV	ASTM 5468 D	kcal/kg	1182	1145	1043	1158
3.	Moisture content	ASTM 2216 D	%	46.10	41.71	46.35	48.51
Chemical Parameters							
2.	pH	EPA 9045D	-	7.68	7.82	7.93	7.89
3.	Total Volatile Solids (% by mass)	ASTM 3175 D	%	69.02	67.46	66.07	65.84
4.	Total Solid (% By Mass)	APHA 24 ED.		23.86	26.36	21.21	28.89
5.	Total Organic Carbon (% by mass)	USEPA 9060a	%	32.58	32.03	32.39	32.42
6.	C/N Ratio	-	-	30.07	29.93	29.26	30.33
7.	Total Nitrogen (% by mass)	ASTM E778	%	1.11	1.86	1.12	1.16
8.	Total Phosphates as P2O5 (%by mass)	ASTM 5198 D	%	1.12	1.16	1.14	1.17
9.	Total Potassium asK (% by mass)	APHA24ED24	%	0.51	0.59	0.58	0.51
10.	Arsenic (As)	ASTM 5198 D	mg/kg	BDL	BDL	BDL	BDL
11.	Nickel (Ni)	ASTM 5198 D	mg/kg	0.924	0.808	0.911	1.014
12.	Zinc (Zn)	ASTM 5198 D	mg/kg	18.220	18.088	17.706	15.795
13.	Cadmium (Cd)	ASTM 5198 D	mg/kg	0.127	0.256	0.256	0.261
14.	Copper (Cu)	ASTM 5198 D	mg/kg	6.543	2.951	6.671	6.793
15.	Chromium (Cr+6)	ASTM 5198 D	mg/kg	1.539	1.924	6.031	6.134
16.	Lead (Pb)	ASTM 5198 D	mg/kg	0.385	0.643	1.155	1.169
17.	Mercury (Hg)	ASTM 5198 D	mg/kg	BDL	BDL	BDL	BDL
18.	Chloride (% by mass)	Based on USEPA	%	0.246	0.394	0.394	52.245
19.	Sulphur (% by mass)	ASTM 775 E	%	0.653	0.307	0.259	1392.057
20.	Iron (Fe)	ASTM 5198 D	mg/kg	5.775	8.597	15.140	1.050
21.	Manganese (Mn)	ASTM 5198 D	mg/kg	2.321	2.047	1.677	1.961
22.	Selenium as Se	APHA 24 ED.		BDL	BDL	BDL	BDL
Biochemical Characteristics							
1.	Carbohydrates	LAB/SOP	%	48.83	44.58	48.98	49.66
2.	Proteins	LAB/SOP	%	7.23	7.60	7.29	7.55
3.	Natural Fiber	LAB/SOP	%	6.2	6.0	6.1	6.5
4.	Biodegradable Factor	LAB/SOP	%	77.5	78.1	77.6	77.7

Reviewed By
 Dr. Dinesh Uchchariya
 Technical Manager



Authorized Signatory
 Rajesh Jain



CIN: U73100MP2002PTC015352 **GSTIN: 23AAECA9188L1Z8**
Approved: by Occupational Health & Safety Management (ISO45001:2018)
Approved: by National Accreditation Board for Testing and Calibration Laboratories
Approved: by Ministry of Environment, Forest and Climate Change (MoEF&CC)
Registered Office: 63/1, Kallash Vihar, Near Income Tax Office, City Center-II
Gwalior-474 011, M.P., India
☎0751-3566867, 2232177
Email: aetrlgwalior@gmail.com, aetrl2016@gmail.com, aetrlcenter@gmail.com
Web: www.aetrl.com



SOLID WASTE ANALYSIS REPORT

Lab ref. No. : AETRL/160924G0028
Dispatch No. 0062

Client Name with Address	: Office of the chief Executive officers, srinagar smart city Limited 1st Floor, Budshah Building, Lal Chowk, Srinagar, Jammu and Kashmir 190001		
Nature of Sample	: Solid waste	D/O sample Collection	: 13/09/2024
Sample Description	: Ward No-28	D/o Sample Received	: 16/09/2024
Location	: Batmaloo Srinagar	D/o Sample Analysis	: 16/09/2024
Sample Collected By	: Aetrl Sampling Team	D/O Completion Analysis	: 31/09/2024
Sample Collected	: 10 Kg	D/o Report Issue	: 31/09/2024

TESTE RESULTS

S.No.	Parameters	Unit	Results			
			S-1	S-2	S-3	S-4
PHYSICAL CHARACTERIZATIONS						
1.	Plastics, Plastic bags etc	%	6.1	6	5.7	5.4
2.	Papers and cardboard food waste	%	2.4	2.1	2.6	2.5
3.	Glass & Metals	%	0.6	0.7	0.8	0.7
4.	Leather , rubber, Thermocol	%	0.2	0.1	0.2	0.2
5.	Tetra pack	%	0	0	0	0
6.	Wood and wood products	%	0.4	0.3	0.4	0.3
7.	Clothes & Rags (Textiles)	%	0.5	0.5	1	0.7
8.	Food waste/Vegetable waste/Fish/Mutton waste	%	72	72.4	70.3	70.4
9.	Horticulture waste & Wood	%	2.5	2.6	2.3	2.7
10.	Miscellaneous & Inert Wastes	%	15.3	15.3	16.7	17.1

Reviewed By
 Dr. Dinesh Uchchariya
 Technical Manager



Authorized Signatory
 Rajesh Jain



CIN: U73100MP2002PTC015352 **GSTIN: 23AAECA9188L1Z8**
Approved: by Occupational Health & Safety Management (ISO45001:2018)
Approved: by National Accreditation Board for Testing and Calibration Laboratories
Approved: by Ministry of Environment, Forest and Climate Change (MoEF&CC)
Registered Office: 63/1, Kallash Vihar, Near Income Tax Office, City Center-II
Gwalior-474 011, M.P., India
☎0751-3566867, 2232177
Email: aetrlgwalior@gmail.com, aetrl2016@gmail.com, aetrlcenter@gmail.com
Web: www.aetrl.com



SOLID WASTE ANALYSIS REPORT

Lab ref. No. : AETRL/160924G0028
Dispatch No. 0062

Client Name with Address	Office of the chief Executive officers, Srinagar smart city Limited 1st Floor, Budshah Building, Lal Chowk, Srinagar, Jammu and Kashmir 190001		
Nature of Sample	Solid waste	D/O sample Collection	: 13/09/2024
Sample Description	Ward No-28	D/o Sample Received (Processed form)	: 16/09/2024
Location	Batmaloo Srinagar	D/o Sample Analysis	: 16/09/2024
Sample Collected By	Aetrl Sampling Team	D/O Completion Analysis	: 31/09/2024
Sample Collected	10 Kg	D/o Report Issue	: 31/09/2024

TESTE RESULTS

S.No.	Parameters	Methodology	Unit	Analysis Results of Samples Collected at Various Depths			
				S-1	S-2	S-3	S-4
Physical Parameters							
1.	Bulk Density	ASTM 5231 D	kg/M ³	578	575	545	567
2.	CV	ASTM 5468 D	kcal/kg	1145	1016	1014	1128
3.	Moisture content	ASTM 2216 D	%	45.29	40.73	35.22	47.63
Chemical Parameters							
2.	pH	EPA 9045D	-	7.38	7.88	7.62	97.82
3.	Total Volatile Solids (% by mass)	ASTM 3175 D	%	67.50	65.99	64.64	64.42
4.	Total Solid (% By Mass)	APHA 24 ED.		23.62	22.44	27.76	25.51
5.	Total Organic Carbon (% by mass)	USEPA 9060a	%	32.50	31.97	32.32	32.34
6.	C/N Ratio	-	-	29.14	29.00	28.35	29.39
7.	Total Nitrogen (% by mass)	ASTM E778	%	1.80	1.83	1.9	1.82
8.	Total Phosphates as P2O5 (% by mass)	ASTM 5198 D	%	1.15	1.24	1.23	1.20
9.	Total Potassium as K (% by mass)	APHA24ED24	%	0.60	0.68	0.67	0.61
10.	Arsenic (As)	ASTM 5198 D	mg/kg	BDL	BDL	BDL	BDL
11.	Nickel (Ni)	ASTM 5198 D	mg/kg	0.889	0.777	0.876	0.975
12.	Zinc (Zn)	ASTM 5198 D	mg/kg	17.528	17.401	17.033	15.195
13.	Cadmium (Cd)	ASTM 5198 D	mg/kg	0.122	0.246	0.246	0.251
14.	Copper (Cu)	ASTM 5198 D	mg/kg	6.294	2.839	6.418	6.535
15.	Chromium (Cr+6)	ASTM 5198 D	mg/kg	1.481	1.851	5.802	5.901
16.	Lead (Pb)	ASTM 5198 D	mg/kg	0.370	0.619	1.111	1.125
17.	Mercury (Hg)	ASTM 5198 D	mg/kg	BDL	BDL	BDL	BDL
18.	Chloride (% by mass)	Based on USEPA	%	0.237	0.379	0.379	50.260
19.	Sulphur (% by mass)	ASTM 775 E	%	0.628	0.295	0.249	1339.159
20.	Iron (Fe)	ASTM 5198 D	mg/kg	5.556	8.270	14.565	1.010
21.	Manganese (Mn)	ASTM 5198 D	mg/kg	2.233	1.969	1.613	1.886
22.	Selenium as Se	APHA 24 ED.		BDL	BDL	BDL	BDL
Biochemical Characteristics							
1.	Carbohydrates	LAB/SOP	%	48.31	44.06	48.49	48.98
2.	Proteins	LAB/SOP	%	7.03	5.40	7.10	7.29
3.	Natural Fiber	LAB/SOP	%	6.1	6.06	6.2	6.4
4.	Biodegradable Factor	LAB/SOP	%	77.8	77.9	76.6	76.6

Reviewed By
 Dr. Dinesh Uchchariya
 Technical Manager



Authorized Signatory
 Rajesh Jain



CIN: U73100MP2002PTC015352 GSTIN: 23AAECA9188L1Z8

Approved: by Occupational Health & Safety Management (ISO45001:2018)
 Approved: by National Accreditation Board for Testing and Calibration Laboratories
 Approved: by Ministry of Environment, Forest and Climate Change (MoEF&CC)

Registered Office: 63/1, Kallash Vihar, Near Income Tax Office, City Center-II
 Gwalior-474 011, M.P., India
 ☎0751-3566867, 2232177
 Email: aetrlgwalior@gmail.com, aetrl2016@gmail.com, aetrlcenter@gmail.com
 Web: www.aetrl.com



SOLID WASTE ANALYSIS REPORT

Lab ref. No. : AETRL/160924G0029
Dispatch No. 0062

Client Name with Address	Office of the chief Executive officers, srinagar smart city Limited 1st Floor, Budshah Building, Lal Chowk, Srinagar, Jammu and Kashmir 190001		
Nature of Sample	Solid waste	D/O sample Collection	13/09/2024
Sample Description	Ward No-29	D/o Sample Received	16/09/2024
Location	Magarmal Bagh Srinagar	D/o Sample Analysis	16/09/2024
Sample Collected By	Aetrl Sampling Team	D/O Completion Analysis	31/09/2024
Sample Collected	10 Kg	D/o Report Issue	31/09/2024

TESTE RESULTS

S.No.	Parameters	Unit	Results			
			S-1	S-2	S-3	S-4
PHYSICAL CHARACTERIZATIONS						
1.	Plastics, Plastic bags etc	%	6.2	6.1	5.8	5.4
2.	Papers and cardboard food waste	%	1.9	2.2	2.3	2.6
3.	Glass & Metals	%	0.6	0.7	0.8	0.7
4.	Leather , rubber, Thermocol	%	0.2	0.1	0.2	0.2
5.	Tetra pack	%	0	0	0	0
6.	Wood and wood products	%	0.4	0.3	0.4	0.3
7.	Clothes & Rags (Textiles)	%	0.5	0.6	1	0.8
8.	Food waste/Vegetable waste/Fish/Mutton waste	%	70.7	71	71.1	70.9
9.	Horticulture waste & Wood	%	2.4	2.7	2.4	2.8
10.	Miscellaneous & Inert Wastes	%	17.1	16.3	16	16.3

Reviewed By
 Dr. Dinesh Uchchariya
 Technical Manager



Authorized Signatory
 Rajesh Jain



CIN: U73100MP2002PTC015352

GSTIN: 23AAECA9188L1Z8

Approved: by Occupational Health & Safety Management (ISO45001:2018)

Approved: by National Accreditation Board for Testing and Calibration Laboratories

Approved: by Ministry of Environment, Forest and Climate Change (MoEF&CC)

Registered Office: 63/1, Kallash Vihar, Near Income Tax Office, City Center-II

Gwalior-474 011, M.P., India

☎0751-3566867, 2232177

Email: aetrlgwalior@gmail.com aetrl2016@gmail.com, aetrlcenter@gmail.com

Web: www.aetrl.com



TC-12760

SOLID WASTE ANALYSIS REPORT

Lab ref. No. : AETRL/160924G0029
Dispatch No. 0062

Client Name with Address	Office of the chief Executive officers, Srinagar smart city Limited 1st Floor, Budshah Building, Lal Chowk, Srinagar, Jammu and Kashmir 190001		
Nature of Sample	Solid waste	D/O sample Collection	13/09/2024
Sample Description	Ward No-29	D/o Sample Received (Processed form)	16/09/2024
Location	Magarmal Bagh Srinagar	D/o Sample Analysis	16/09/2024
Sample Collected By	Aetrl Sampling Team	D/O Completion Analysis	31/09/2024
Sample Collected	10 Kg	D/o Report Issue	31/09/2024

TESTE RESULTS

S.No.	Parameters	Methodology	Unit	Analysis Results of Samples Collected at Various Depths			
				S-1	S-2	S-3	S-4
Physical Parameters							
1.	Bulk Density	ASTM 5231 D	kg/M ³	602	605	580	603
2.	CV	ASTM 5468 D	kcal/kg	1110	1088	1186	1199
3.	Moisture content	ASTM 2216 D	%	44.51	49.78	44.13	46.77
Chemical Parameters							
2.	pH	EPA 9045D	-	7.90	7.57	7.32	7.52
3.	Total Volatile Solids (% by mass)	ASTM 3175 D	%	66.03	64.56	63.26	63.04
4.	Total Solid (% By Mass)	APHA 24 ED.		28.51	28.64	24.42	22.24
5.	Total Organic Carbon (% by mass)	USEPA 9060a	%	32.42	31.91	32.25	32.27
6.	C/N Ratio	-	-	28.24	28.10	27.47	28.48
7.	Total Nitrogen (% by mass)	ASTM E778	%	1.50	1.80	1.60	1.90
8.	Total Phosphates as P2O5 (% by mass)	ASTM 5198 D	%	1.18	1.14	1.12	1.25
9.	Total Potassium as K (% by mass)	APHA24ED24	%	0.69	0.67	0.56	0.59
10.	Arsenic (As)	ASTM 5198 D	mg/kg	BDL	BDL	BDL	BDL
11.	Nickel (Ni)	ASTM 5198 D	mg/kg	0.855	0.747	0.843	0.938
12.	Zinc (Zn)	ASTM 5198 D	mg/kg	16.862	16.740	16.386	14.618
13.	Cadmium (Cd)	ASTM 5198 D	mg/kg	0.117	0.237	0.237	0.241
14.	Copper (Cu)	ASTM 5198 D	mg/kg	6.055	2.731	6.174	6.287
15.	Chromium (Cr+6)	ASTM 5198 D	mg/kg	1.425	1.781	5.582	5.677
16.	Lead (Pb)	ASTM 5198 D	mg/kg	0.356	0.595	1.069	1.082
17.	Mercury (Hg)	ASTM 5198 D	mg/kg	BDL	BDL	BDL	BDL
18.	Chloride (% by mass)	Based on USEPA	%	0.228	0.365	0.365	48.350
19.	Sulphur (% by mass)	ASTM 775 E	%	0.604	0.284	0.240	1288.271
20.	Iron (Fe)	ASTM 5198 D	mg/kg	5.345	7.956	14.012	0.972
21.	Manganese (Mn)	ASTM 5198 D	mg/kg	2.148	1.894	1.552	1.814
22.	Selenium as Se	APHA 24 ED.		BDL	BDL	BDL	BDL
Biochemical Characteristics							
1.	Carbohydrates	LAB/SOP	%	47.81	43.57	47.97	48.49
2.	Proteins	LAB/SOP	%	6.84	5.21	6.90	7.10
3.	Natural Fiber	LAB/SOP	%	5.8	5.5	5.7	5.6
4.	Biodegradable Factor	LAB/SOP	%	75.9	76.8	77.2	77.4

Reviewed By

Dr. Dinesh Uchchariya
Technical Manager



Authorized Signatory

Rajesh Jain



CIN: U73100MP2002PTC015352

GSTIN: 23AAECA9188L1Z8

Approved: by Occupational Health & Safety Management (ISO45001:2018)

Approved: by National Accreditation Board for Testing and Calibration Laboratories

Approved: by Ministry of Environment, Forest and Climate Change (MoEF&CC)

Registered Office: 63/1, Kallash Vihar, Near Income Tax Office, City Center-II

Gwalior-474 011, M.P., India

☎0751-3566867, 2232177

Email: aetlgwalior@gmail.com, aetrl2016@gmail.com, aetrlcenter@gmail.com

Web: www.aetrl.com



TC-12760

SOLID WASTE ANALYSIS REPORT

Lab ref. No. : AETRL/160924G0030
Dispatch No. 0062

Client Name with Address	Office of the chief Executive officers, srinagar smart city Limited 1st Floor, Budshah Building, Lal Chowk, Srinagar, Jammu and Kashmir 190001		
Nature of Sample	Solid waste	D/O sample Collection	13/09/2024
Sample Description	Ward No-30	D/o Sample Received	16/09/2024
Location	Rajbagh Srinagar	D/o Sample Analysis	16/09/2024
Sample Collected By	Aetrl Sampling Team	D/O Completion Analysis	31/09/2024
Sample Collected	10 Kg	D/o Report Issue	31/09/2024

TESTE RESULTS

S.No.	Parameters	Unit	Results			
			S-1	S-2	S-3	S-4
PHYSICAL CHARACTERIZATIONS						
1.	Plastics, Plastic bags etc	%	6.1	5.9	5.7	5.3
2.	Papers and cardboard food waste	%	2.1	2.4	2.5	2.6
3.	Glass & Metals	%	0.6	0.7	0.8	0.7
4.	Leather , rubber, Thermocol	%	0.2	0.1	0.2	0.2
5.	Tetra pack	%	0	0	0	0
6.	Wood and wood products	%	0.4	0.3	0.4	0.3
7.	Clothes & Rags (Textiles)	%	0.5	0.5	1	0.7
8.	Food waste/Vegetable waste/Fish/Mutton waste	%	71.6	71.9	69.9	71.7
9.	Horticulture waste & Wood	%	2.2	2.6	2.7	2.6
10.	Miscellaneous & Inert Wastes	%	16.3	15.6	16.8	15.9

Reviewed By

Dr. Dinesh Uchchariya
Technical Manager



Authorized Signatory

Rajesh Jain



CIN: U73100MP2002PTC015352 **GSTIN: 23AAECA9188L1Z8**
Approved: by Occupational Health & Safety Management (ISO45001:2018)
Approved: by National Accreditation Board for Testing and Calibration Laboratories
Approved: by Ministry of Environment, Forest and Climate Change (MoEF&CC)
Registered Office: 63/1, Kallash Vihar, Near Income Tax Office, City Center-II
Gwalior-474 011, M.P., India
☎0751-3566867, 2232177
Email: aetrlgwalior@gmail.com, aetrl2016@gmail.com, aetrlcenter@gmail.com
Web: www.aetrl.com



SOLID WASTE ANALYSIS REPORT

Lab ref. No. : AETRL/160924G0030
Dispatch No. 0062

Client Name with Address	Office of the chief Executive officers, Srinagar smart city Limited 1st Floor, Budshah Building, Lal Chowk, Srinagar, Jammu and Kashmir 190001		
Nature of Sample	Solid waste	D/O sample Collection	13/09/2024
Sample Description	Ward No-30	D/o Sample Received (Processed form)	16/09/2024
Location	Rajbagh Srinagar	D/o Sample Analysis	16/09/2024
Sample Collected By	Aetrl Sampling Team	D/O Completion Analysis	31/09/2024
Sample Collected	10 Kg	D/o Report Issue	31/09/2024

TESTE RESULTS

S.No.	Parameters	Methodology	Unit	Analysis Results of Samples Collected at Various Depths			
				S-1	S-2	S-3	S-4
Physical Parameters							
1.	Bulk Density	ASTM 5231 D	kg/M ³	627	536	617	640
2.	CV	ASTM 5468 D	kcal/kg	1076	1086	1159	1171
3.	Moisture content	ASTM 2216 D	%	23.75	28.86	33.07	25.94
Chemical Parameters							
2.	pH	EPA 9045D	-	7.81	7.72	7.73	7.72
3.	Total Volatile Solids (% by mass)	ASTM 3175 D	%	64.60	63.18	61.92	61.71
4.	Total Solid (% By Mass)	APHA 24 ED.		24.53	24.96	21.18	29.07
5.	Total Organic Carbon (% by mass)	USEPA 9060a	%	32.34	31.85	32.18	32.20
6.	C/N Ratio	-	-	27.36	27.23	26.62	27.60
7.	Total Nitrogen (% by mass)	ASTM E778	%	1.82	1.78	1.73	1.86
8.	Total Phosphates as P2O5 (% by mass)	ASTM 5198 D	%	1.17	1.13	1.24	1.22
9.	Total Potassium as K (% by mass)	APHA24ED24	%	0.58	0.62	0.52	0.68
10.	Arsenic (As)	ASTM 5198 D	mg/kg	BDL	BDL	BDL	BDL
11.	Nickel (Ni)	ASTM 5198 D	mg/kg	0.823	0.719	0.811	0.902
12.	Zinc (Zn)	ASTM 5198 D	mg/kg	16.221	16.104	15.763	14.063
13.	Cadmium (Cd)	ASTM 5198 D	mg/kg	0.113	0.228	0.228	0.232
14.	Copper (Cu)	ASTM 5198 D	mg/kg	5.825	2.627	5.939	6.048
15.	Chromium (Cr+6)	ASTM 5198 D	mg/kg	1.371	1.713	5.370	5.461
16.	Lead (Pb)	ASTM 5198 D	mg/kg	0.342	0.572	1.028	1.041
17.	Mercury (Hg)	ASTM 5198 D	mg/kg	BDL	BDL	BDL	BDL
18.	Chloride (% by mass)	Based on USEPA	%	0.219	0.351	0.351	46.513
19.	Sulphur (% by mass)	ASTM 775 E	%	0.581	0.273	0.231	1239.317
20.	Iron (Fe)	ASTM 5198 D	mg/kg	5.142	7.654	13.480	0.935
21.	Manganese (Mn)	ASTM 5198 D	mg/kg	2.066	1.822	1.493	1.745
22.	Selenium as Se	APHA 24 ED.		BDL	BDL	BDL	BDL
Biochemical Characteristics							
1.	Carbohydrates	LAB/SOP	%	47.29	43.23	48.47	47.97
2.	Proteins	LAB/SOP	%	6.64	5.08	6.71	6.90
3.	Natural Fiber	LAB/SOP	%	6.1	6.0	6.4	6.3
4.	Biodegradable Factor	LAB/SOP	%	76.8	77.7	76.5	77.9

Reviewed By
 Dr. Dinesh Uchchariya
 Technical Manager



Authorized Signatory
 Rajesh Jain



CIN: U73100MP2002PTC015352

GSTIN: 23AAECA9188L1Z8

Approved: by Occupational Health & Safety Management (ISO45001:2018)

Approved: by National Accreditation Board for Testing and Calibration Laboratories

Approved: by Ministry of Environment, Forest and Climate Change (MoEF&CC)

Registered Office: 63/1, Kallash Vihar, Near Income Tax Office, City Center-II

Gwalior-474 011, M.P., India

☎0751-3566867, 2232177

Email: aetlgwalior@gmail.com aetrl2016@gmail.com, aetrlcenter@gmail.com

Web: www.aetrl.com



SOLID WASTE ANALYSIS REPORT

Lab ref. No. : AETRL/160924G0031
Dispatch No. 0062

Client Name with Address	Office of the chief Executive officers, srinagar smart city Limited 1st Floor, Budshah Building, Lal Chowk, Srinagar, Jammu and Kashmir 190001		
Nature of Sample	Solid waste	D/O sample Collection	: 13/09/2024
Sample Description	Ward No-31	D/o Sample Received	: 16/09/2024
Location	Channpora Srinagar	D/o Sample Analysis	: 16/09/2024
Sample Collected By	Aetrl Sampling Team	D/O Completion Analysis	: 31/09/2024
Sample Collected	10 Kg	D/o Report Issue	: 31/09/2024

TESTE RESULTS

S.No.	Parameters	Unit	Results			
			S-1	S-2	S-3	S-4
PHYSICAL CHARACTERIZATIONS						
4.	Plastics, Plastic bags etc	%	6	5.9	5.6	5.3
5.	Papers and cardboard food waste	%	2.9	2.8	2.3	2.6
6.	Glass & Metals	%	0.6	0.7	0.8	0.7
7.	Leather , rubber, Thermocol	%	0.2	0.1	0.2	0.2
8.	Tetra pack	%	0.1	0.2	0.2	0.1
9.	Wood and wood products	%	0.4	0.3	0.4	0.3
10.	Clothes & Rags (Textiles)	%	0.5	0.5	1	0.7
11.	Food waste/Vegetable waste/Fish/Mutton waste	%	70.8	71.2	70.9	71
12.	Horticulture waste & Wood	%	2.5	2.5	2.7	2.5
13.	Miscellaneous & Inert Wastes	%	16	15.8	15.9	16.6

Reviewed By

Dr. Dinesh Uchchariya
Technical Manager



Authorized Signatory

Rajesh Jain



CIN: U73100MP2002PTC015352

GSTIN: 23AAECA9188L1Z8

Approved: by Occupational Health & Safety Management (ISO45001:2018)

Approved: by National Accreditation Board for Testing and Calibration Laboratories

Approved: by Ministry of Environment, Forest and Climate Change (MoEF&CC)

Registered Office: 63/1, Kallash Vihar, Near Income Tax Office, City Center-II

Gwalior-474 011, M.P., India

☎0751-3566867, 2232177

Email: aetrlgwalior@gmail.com, aetrl2016@gmail.com, aetrlcenter@gmail.com

Web: www.aetrl.com



TC-12760

SOLID WASTE ANALYSIS REPORT

Lab ref. No. : AETRL/160924G0031
Dispatch No. 0062

Client Name with Address	Office of the chief Executive officers, Srinagar smart city Limited 1st Floor, Budshah Building, Lal Chowk, Srinagar, Jammu and Kashmir 190001		
Nature of Sample	Solid waste	D/O sample Collection	13/09/2024
Sample Description	Ward No-31	D/o Sample Received (Processed form)	16/09/2024
Location	Channpora Srinagar	D/o Sample Analysis	16/09/2024
Sample Collected By	Aetrl Sampling Team	D/O Completion Analysis	31/09/2024
Sample Collected	10 Kg	D/o Report Issue	31/09/2024

TESTE RESULTS

S.No.	Parameters	Methodology	Unit	Analysis Results of Samples Collected at Various Depths			
				S-1	S-2	S-3	S-4
Physical Parameters							
1.	Bulk Density	ASTM 5231 D	kg/M ³	553	568	555	578
2.	CV	ASTM 5468 D	kcal/kg	1043	1033	1132	1044
3.	Moisture content	ASTM 2216 D	%	43.01	47.97	42.04	45.14
Chemical Parameters							
2.	pH	EPA 9045D	-	7.54	7.98	7.75	7.93
3.	Total Volatile Solids (% by mass)	ASTM 3175 D	%	63.22	61.84	60.62	60.42
4.	Total Solid (% By Mass)	APHA 24 ED.		20.67	24.40	28.04	26.00
5.	Total Organic Carbon (% by mass)	USEPA 9060a	%	32.27	33.79	32.11	32.13
6.	C/N Ratio	-	-	26.51	26.39	25.79	26.74
7.	Total Nitrogen (% by mass)	ASTM E778	%	1.99	1.76	1.92	1.83
8.	Total Phosphates as P2O5 (% by mass)	ASTM 5198 D	%	1.26	1.24	1.20	1.23
9.	Total Potassium as K (% by mass)	APHA24ED24	%	0.27	0.25	0.24	0.27
10.	Arsenic (As)	ASTM 5198 D	mg/kg	BDL	BDL	BDL	BDL
11.	Nickel (Ni)	ASTM 5198 D	mg/kg	0.854	0.746	0.842	0.936
12.	Zinc (Zn)	ASTM 5198 D	mg/kg	16.837	16.716	16.362	14.597
13.	Cadmium (Cd)	ASTM 5198 D	mg/kg	0.117	0.237	0.237	0.241
14.	Copper (Cu)	ASTM 5198 D	mg/kg	6.046	2.727	6.165	6.278
15.	Chromium (Cr+6)	ASTM 5198 D	mg/kg	1.423	1.778	5.574	5.669
16.	Lead (Pb)	ASTM 5198 D	mg/kg	0.355	0.594	1.067	1.081
17.	Mercury (Hg)	ASTM 5198 D	mg/kg	BDL	BDL	BDL	BDL
18.	Chloride (% by mass)	Based on USEPA	%	0.211	0.338	0.338	44.746
19.	Sulphur (% by mass)	ASTM 775 E	%	0.559	0.263	0.222	1192.223
20.	Iron (Fe)	ASTM 5198 D	mg/kg	4.947	7.363	12.968	0.899
21.	Manganese (Mn)	ASTM 5198 D	mg/kg	1.987	1.753	1.436	1.679
22.	Selenium as Se	APHA 24 ED.					
Biochemical Characteristics							
1.	Carbohydrates	LAB/SOP	%	46.77	42.89	46.95	47.47
2.	Proteins	LAB/SOP	%	6.44	4.95	6.51	6.71
3.	Natural Fiber	LAB/SOP	%	5.4	5.5	5.1	5.2
4.	Biodegradable Factor	LAB/SOP	%	77.1	77.3	77.3	77.1

Reviewed By
Dr. Dinesh Uchchariya
Technical Manager



Authorized Signatory
Rajesh Jain



CIN: U73100MP2002PTC015352

GSTIN: 23AAECA9188L1Z8

Approved: by Occupational Health & Safety Management (ISO45001:2018)

Approved: by National Accreditation Board for Testing and Calibration Laboratories

Approved: by Ministry of Environment, Forest and Climate Change (MoEF&CC)

Registered Office: 63/1, Kallash Vihar, Near Income Tax Office, City Center-II

Gwalior-474 011, M.P., India

☎0751-3566867, 2232177

Email: aetlgwalior@gmail.com, aetrl2016@gmail.com, aetrlcenter@gmail.com

Web: www.aetrl.com



SOLID WASTE ANALYSIS REPORT

Lab ref. No. : AETRL/160924G0032
Dispatch No. 0062

Client Name with Address	Office of the chief Executive officers, srinagar smart city Limited 1st Floor, Budshah Building, Lal Chowk, Srinagar, Jammu and Kashmir 190001		
Nature of Sample	Solid waste	D/O sample Collection	13/09/2024
Sample Description	Ward No-32	D/o Sample Received	16/09/2024
Location	Hyderpora Srinagar	D/o Sample Analysis	16/09/2024
Sample Collected By	Aetrl Sampling Team	D/O Completion Analysis	31/09/2024
Sample Collected	10 Kg	D/o Report Issue	31/09/2024

TESTE RESULTS

S.No.	Parameters	Unit	Results			
			S-1	S-2	S-3	S-4
PHYSICAL CHARACTERIZATIONS						
1.	Plastics, Plastic bags etc	%	5.9	5.8	5.6	5.2
2.	Papers and cardboard food waste	%	2.1	2.2	2.3	2.4
3.	Glass & Metals	%	1.5	1.6	1.7	1.6
4.	Leather , rubber, Thermocol	%	0.2	0.1	0.2	0.2
5.	Tetra pack	%	0.2	0.2	0.2	0.2
6.	Wood and wood products	%	1.1	1.1	1.3	1.2
7.	Clothes & Rags (Textiles)	%	1.2	1.2	1.4	1.3
8.	Food waste/Vegetable waste/Fish/Mutton waste	%	70.5	70.4	68.5	70.4
9.	Horticulture waste & Wood	%	2.1	2.4	2.1	2.4
10.	Miscellaneous & Inert Wastes	%	15.2	15	16.7	15.1

Reviewed By

Dr. Dinesh Uchchariya
Technical Manager



Authorized Signatory

Rajesh Jain



CIN: U73100MP2002PTC015352

GSTIN: 23AAECA9188L1Z8

Approved: by Occupational Health & Safety Management (ISO45001:2018)

Approved: by National Accreditation Board for Testing and Calibration Laboratories

Approved: by Ministry of Environment, Forest and Climate Change (MoEF&CC)

Registered Office: 63/1, Kallash Vihar, Near Income Tax Office, City Center-II

Gwalior-474 011, M.P., India

☎0751-3566867, 2232177

Email: aetrlgwalior@gmail.com, aetrl2016@gmail.com, aetrlcenter@gmail.com

Web: www.aetrl.com



TC-12760

SOLID WASTE ANALYSIS REPORT

Lab ref. No. : AETRL/160924G0032
Dispatch No. 0062

Client Name with Address	Office of the chief Executive officers, Srinagar smart city Limited 1st Floor, Budshah Building, Lal Chowk, Srinagar, Jammu and Kashmir 190001		
Nature of Sample	Solid waste	D/O sample Collection	13/09/2024
Sample Description	Ward No-32	D/o Sample Received (Processed form)	16/09/2024
Location	Hyderpora Srinagar	D/o Sample Analysis	16/09/2024
Sample Collected By	Aetrl Sampling Team	D/O Completion Analysis	31/09/2024
Sample Collected	10 Kg	D/o Report Issue	31/09/2024

TESTE RESULTS

S.No.	Parameters	Methodology	Unit	Analysis Results of Samples Collected at Various Depths			
				S-1	S-2	S-3	S-4
Physical Parameters							
1.	Bulk Density	ASTM 5231 D	kg/M ³	579	601	594	631
2.	CV	ASTM 5468 D	kcal/kg	1011	1107	1006	1118
3.	Moisture content	ASTM 2216 D	%	42.30	47.10	41.05	44.36
Chemical Parameters							
2.	pH	EPA 9045D	-	7.82	7.70	7.84	7.65
3.	Total Volatile Solids (% by mass)	ASTM 3175 D	%	61.88	60.54	69.36	69.17
4.	Total Solid (% By Mass)	APHA 24 ED.		26.93	27.95	25.00	23.02
5.	Total Organic Carbon (% by mass)	USEPA 9060a	%	32.20	31.73	32.04	32.06
6.	C/N Ratio	-	-	25.69	25.57	24.99	25.91
7.	Total Nitrogen (% by mass)	ASTM E778	%	1.96	1.74	1.97	1.90
8.	Total Phosphates as P2O5 (% by mass)	ASTM 5198 D	%	1.25	1.24	1.39	1.22
9.	Total Potassium asK (% by mass)	APHA24ED24	%	0.61	0.54	0.53	0.52
10.	Arsenic (As)	ASTM 5198 D	mg/kg	BDL	BDL	BDL	BDL
11.	Nickel (Ni)	ASTM 5198 D	mg/kg	0.886	0.774	0.874	0.972
12.	Zinc (Zn)	ASTM 5198 D	mg/kg	17.477	17.351	16.984	15.152
13.	Cadmium (Cd)	ASTM 5198 D	mg/kg	0.121	0.246	0.246	0.250
14.	Copper (Cu)	ASTM 5198 D	mg/kg	6.276	2.831	6.399	6.517
15.	Chromium (Cr+6)	ASTM 5198 D	mg/kg	1.477	1.846	5.786	5.884
16.	Lead (Pb)	ASTM 5198 D	mg/kg	0.368	0.617	1.108	1.122
17.	Mercury (Hg)	ASTM 5198 D	mg/kg	BDL	BDL	BDL	BDL
18.	Chloride (% by mass)	Based on USEPA	%	0.203	0.325	0.325	43.046
19.	Sulphur (% by mass)	ASTM 775 E	%	0.538	0.253	0.214	1146.919
20.	Iron (Fe)	ASTM 5198 D	mg/kg	4.759	7.083	12.475	0.865
21.	Manganese (Mn)	ASTM 5198 D	mg/kg	1.911	1.686	1.381	1.615
22.	Selenium as Se	APHA 24 ED.		BDL	BDL	BDL	BDL
Biochemical Characteristics							
1.	Carbohydrates	LAB/SOP	%	46.28	42.55	46.43	46.95
2.	Proteins	LAB/SOP	%	6.25	4.82	6.31	6.51
3.	Natural Fiber	LAB/SOP	%	6.0	6.3	6.1	6.1
4.	Biodegradable Factor	LAB/SOP	%	77	77.3	75.6	77.7

Reviewed By
Dr. Dinesh Uchchariya
Technical Manager



Authorized Signatory
Rajesh Jain



CIN: U73100MP2002PTC015352 **GSTIN: 23AAECA9188L1Z8**
Approved: by Occupational Health & Safety Management (ISO45001:2018)
Approved: by National Accreditation Board for Testing and Calibration Laboratories
Approved: by Ministry of Environment, Forest and Climate Change (MoEF&CC)
Registered Office: 63/1, Kallash Vihar, Near Income Tax Office, City Center-II
 Gwalior-474 011, M.P., India
 ☎0751-3566867, 2232177
 Email: aetrgwalior@gmail.com, aetrl2016@gmail.com, aetrlcenter@gmail.com
 Web: www.aetrl.com



SOLID WASTE ANALYSIS REPORT

Lab ref. No. : AETRL/160924G0033
Dispatch No. 0062

Client Name with Address	Office of the chief Executive officers, srinagar smart city Limited 1st Floor, Budshah Building, Lal Chowk, Srinagar, Jammu and Kashmir 190001		
Nature of Sample	Solid waste	D/O sample Collection	13/09/2024
Sample Description	Ward No-33	D/o Sample Received	16/09/2024
Location	Humhama Srinagar	D/o Sample Analysis	16/09/2024
Sample Collected By	Aetrl Sampling Team	D/O Completion Analysis	31/09/2024
Sample Collected	10 Kg	D/o Report Issue	31/09/2024

TESTE RESULTS

S.No.	Parameters	Unit	Results			
			S-1	S-2	S-3	S-4
PHYSICAL CHARACTERIZATIONS						
1.	Plastics, Plastic bags etc	%	5.73	5.63	5.41	5.05
2.	Papers and cardboard food waste	%	0.19	0.28	0.3	0.33
3.	Glass & Metals	%	0.58	0.64	0.73	0.67
4.	Leather , rubber, Thermocol	%	0.23	0.14	0.16	0.15
5.	Tetra pack	%	0	0	0	0
6.	Wood and wood products	%	0.35	0.31	0.37	0.32
7.	Clothes & Rags (Textiles)	%	0.48	0.51	0.97	0.7
8.	Food waste/Vegetable waste/Fish/Mutton waste	%	75.3	76.6	75.8	74.5
9.	Horticulture waste & Wood	%	0.51	0.53	0.7	0.73
10.	Miscellaneous & Inert Wastes	%	16.63	15.36	15.56	17.55

Reviewed By
 Dr. Dinesh Uchchariya
 Technical Manager



Authorized Signatory
 Rajesh Jain



CIN: U73100MP2002PTC015352 **GSTIN: 23AAECA9188L1Z8**
Approved: by Occupational Health & Safety Management (ISO45001:2018)
Approved: by National Accreditation Board for Testing and Calibration Laboratories
Approved: by Ministry of Environment, Forest and Climate Change (MoEF&CC)
Registered Office: 63/1, Kallash Vihar, Near Income Tax Office, City Center-II
Gwalior-474 011, M.P., India
☎0751-3566867, 2232177
Email: aetrlgwalior@gmail.com, aetrl2016@gmail.com, aetrlcenter@gmail.com
Web: www.aetrl.com



SOLID WASTE ANALYSIS REPORT

Lab ref. No. : AETRL/160924G0033
Dispatch No. 0062

Client Name with Address	Office of the chief Executive officers, Srinagar smart city Limited 1st Floor, Budshah Building, Lal Chowk, Srinagar, Jammu and Kashmir 190001		
Nature of Sample	Solid waste	D/O sample Collection	: 13/09/2024
Sample Description	Ward No-33	D/o Sample Received (Processed form)	: 16/09/2024
Location	Humhama Srinagar	D/o Sample Analysis	: 16/09/2024
Sample Collected By	Aetrl Sampling Team	D/O Completion Analysis	: 31/09/2024
Sample Collected	10 Kg	D/o Report Issue	: 31/09/2024

TESTE RESULTS

S.No.	Parameters	Methodology	Unit	Analysis Results of Samples Collected at Various Depths			
				S-1	S-2	S-3	S-4
Physical Parameters							
1.	Bulk Density	ASTM 5231 D	kg/M ³	606	635	634	559
2.	CV	ASTM 5468 D	kcal/kg	1090	1078	1178	1093
3.	Moisture content	ASTM 2216 D	%	41.61	46.26	40.09	43.60
Chemical Parameters							
2.	pH	EPA 9045D	-	7.82	7.83	7.92	7.80
3.	Total Volatile Solids (% by mass)	ASTM 3175 D	%	70.58	69.28	68.14	67.96
4.	Total Solid (% By Mass)	APHA 24 ED.		23.31	24.60	22.06	20.14
5.	Total Organic Carbon (% by mass)	USEPA 9060a	%	32.13	31.68	31.98	32.00
6.	C/N Ratio	-	-	24.89	24.78	24.22	25.11
7.	Total Nitrogen (% by mass)	ASTM E778	%	1.93	1.72	1.94	1.97
8.	Total Phosphates as P2O5 (% by mass)	ASTM 5198 D	%	1.44	1.40	1.38	1.41
9.	Total Potassium as K (% by mass)	APHA24ED24	%	0.525	0.523	0.542	0.555
10.	Arsenic (As)	ASTM 5198 D	mg/kg	BDL	BDL	BDL	BDL
11.	Nickel (Ni)	ASTM 5198 D	mg/kg	0.920	0.803	0.907	1.009
12.	Zinc (Zn)	ASTM 5198 D	mg/kg	18.141	18.010	17.629	15.728
13.	Cadmium (Cd)	ASTM 5198 D	mg/kg	0.126	0.255	0.255	0.260
14.	Copper (Cu)	ASTM 5198 D	mg/kg	6.514	2.939	6.642	6.765
15.	Chromium (Cr+6)	ASTM 5198 D	mg/kg	1.533	1.916	6.006	6.108
16.	Lead (Pb)	ASTM 5198 D	mg/kg	0.382	0.640	1.150	1.165
17.	Mercury (Hg)	ASTM 5198 D	mg/kg	BDL	BDL	BDL	BDL
18.	Chloride (% by mass)	Based on USEPA	%	0.195	0.313	0.313	41.410
19.	Sulphur (% by mass)	ASTM 775 E	%	0.518	0.243	0.206	1103.336
20.	Iron (Fe)	ASTM 5198 D	mg/kg	4.578	6.814	12.001	0.832
21.	Manganese (Mn)	ASTM 5198 D	mg/kg	1.838	1.622	1.329	1.554
22.	Selenium as Se	APHA 24 ED.		BDL	BDL	BDL	BDL
Biochemical Characteristics							
1.	Carbohydrates	LAB/SOP	%	45.75	42.21	45.94	46.43
2.	Proteins	LAB/SOP	%	6.05	6.69	6.12	6.31
3.	Natural Fiber	LAB/SOP	%	6.1	6.2	6.5	6.1
4.	Biodegradable Factor	LAB/SOP	%	76.83	78.23	78.14	76.58

Reviewed By
 Dr. Dinesh Uchchariya
 Technical Manager



Authorized Signatory
 Rajesh Jain



CIN: U73100MP2002PTC015352

GSTIN: 23AAECA9188L1Z8

Approved: by Occupational Health & Safety Management (ISO45001:2018)

Approved: by National Accreditation Board for Testing and Calibration Laboratories

Approved: by Ministry of Environment, Forest and Climate Change (MoEF&CC)

Registered Office: 63/1, Kallash Vihar, Near Income Tax Office, City Center-II

Gwalior-474 011, M.P., India

☎0751-3566867, 2232177

Email: aetrlgwalior@gmail.com, aetrl2016@gmail.com, aetrlcenter@gmail.com

Web: www.aetrl.com



TC-12760

SOLID WASTE ANALYSIS REPORT

Lab ref. No. : AETRL/160924G0034
Dispatch No. 0062

Client Name with Address	Office of the chief Executive officers, srinagar smart city Limited 1st Floor, Budshah Building, Lal Chowk, Srinagar, Jammu and Kashmir 190001		
Nature of Sample	Solid waste	D/O sample Collection	13/09/2024
Sample Description	Ward No-34	D/o Sample Received	16/09/2024
Location	Panthachowk Srinagar	D/o Sample Analysis	16/09/2024
Sample Collected By	Aetrl Sampling Team	D/O Completion Analysis	31/09/2024
Sample Collected	10 Kg	D/o Report Issue	31/09/2024

TESTE RESULTS

S.No.	Parameters	Unit	Results			
			S-1	S-2	S-3	S-4
PHYSICAL CHARACTERIZATIONS						
1.	Plastics, Plastic bags etc	%	5.8	5.7	5.5	5.1
2.	Papers and cardboard food waste	%	2.1	2.2	2.3	2.3
3.	Glass & Metals	%	1.7	1.6	1.7	1.6
4.	Leather , rubber, Thermocol	%	0.2	0.1	0.2	0.2
5.	Tetra pack	%	0	0	0	0
6.	Wood and wood products	%	0.4	0.3	0.4	0.3
7.	Clothes & Rags (Textiles)	%	0.5	0.5	1	0.7
8.	Food waste/Vegetable waste/Fish/Mutton waste(Organic Waste)	%	72.8	73.2	73.2	72.7
9.	Horticulture waste & Wood	%	1.8	1.5	1.6	1.7
10.	Miscellaneous & Inert Wastes	%	14.7	14.9	14.1	15.4

Reviewed By

Dr. Dinesh Uchchariya
Technical Manager



Authorized Signatory

Rajesh Jain



CIN: U73100MP2002PTC015352

GSTIN: 23AAECA9188L1Z8

Approved: by Occupational Health & Safety Management (ISO45001:2018)

Approved: by National Accreditation Board for Testing and Calibration Laboratories

Approved: by Ministry of Environment, Forest and Climate Change (MoEF&CC)

Registered Office: 63/1, Kallash Vihar, Near Income Tax Office, City Center-II

Gwalior-474 011, M.P., India

☎0751-3566867, 2232177

Email: aetrlgwalior@gmail.com, aetrl2016@gmail.com, aetrlcenter@gmail.com

Web: www.aetrl.com



TC-12760

SOLID WASTE ANALYSIS REPORT

Lab ref. No. : AETRL/160924G0034
Dispatch No. 0062

Client Name with Address	Office of the chief Executive officers, Srinagar smart city Limited 1st Floor, Budshah Building, Lal Chowk, Srinagar, Jammu and Kashmir 190001	
Nature of Sample	Solid waste	D/O sample Collection : 13/09/2024
Sample Description	Ward No-34	D/o Sample Received (Processed form) : 16/09/2024
Location	Panthachowk Srinagar	D/o Sample Analysis : 16/09/2024
Sample Collected By	Aetrl Sampling Team	D/O Completion Analysis : 31/09/2024
Sample Collected	10 Kg	D/o Report Issue : 31/09/2024

TESTE RESULTS

S.No.	Parameters	Methodology	Unit	Analysis Results of Samples Collected at Various Depths			
				S-1	S-2	S-3	S-4
Physical Parameters							
1.	Bulk Density	ASTM 5231 D	kg/M ³	534	570	575	601
2.	CV	ASTM 5468 D	kcal/kg	1050	1058	1057	1068
3.	Moisture content	ASTM 2216 D	%	44.94	45.45	49.16	42.87
Chemical Parameters							
2.	pH	EPA 9045D	-	7.77	7.71	7.97	7.81
3.	Total Volatile Solids (% by mass)	ASTM 3175 D	%	69.32	68.06	66.96	66.78
4.	Total Solid (% By Mass)	APHA 24 ED.		29.80	23.36	29.21	27.35
5.	Total Organic Carbon (% by mass)	USEPA 9060a	%	32.06	31.63	31.92	31.94
6.	C/N Ratio	-	-	24.12	24.01	23.47	24.33
7.	Total Nitrogen (% by mass)	ASTM E778	%	1.90	1.70	1.91	1.94
8.	Total Phosphates as P2O5 (% by mass)	ASTM 5198 D	%	1.13	1.25	1.18	1.20
9.	Total Potassium as K (% by mass)	APHA24ED24	%	0.58	0.54	0.51	0.56
10.	Arsenic (As)	ASTM 5198 D	mg/kg	BDL	BDL	BDL	BDL
11.	Nickel (Ni)	ASTM 5198 D	mg/kg	0.955	0.834	0.941	1.047
12.	Zinc (Zn)	ASTM 5198 D	mg/kg	18.830	18.694	18.299	16.326
13.	Cadmium (Cd)	ASTM 5198 D	mg/kg	0.131	0.265	0.265	0.270
14.	Copper (Cu)	ASTM 5198 D	mg/kg	6.762	3.051	6.894	7.022
15.	Chromium (Cr+6)	ASTM 5198 D	mg/kg	1.591	1.989	6.234	6.340
16.	Lead (Pb)	ASTM 5198 D	mg/kg	0.397	0.664	1.194	1.209
17.	Mercury (Hg)	ASTM 5198 D	mg/kg	BDL	BDL	BDL	BDL
18.	Chloride (% by mass)	Based on USEPA	%	0.188	0.301	0.301	39.836
19.	Sulphur (% by mass)	ASTM 775 E	%	0.498	0.234	0.198	1061.409
20.	Iron (Fe)	ASTM 5198 D	mg/kg	4.404	6.555	11.545	0.800
21.	Manganese (Mn)	ASTM 5198 D	mg/kg	1.768	1.560	1.278	1.495
22.	Selenium as Se	APHA 24 ED.		BDL	BDL	BDL	BDL
Biochemical Characteristics							
1.	Carbohydrates	LAB/SOP	%	45.26	41.87	45.42	45.94
2.	Proteins	LAB/SOP	%	7.86	7.56	6.92	6.12
3.	Natural Fiber	LAB/SOP	%	7.1	7.0	6.5	6.4
4.	Biodegradable Factor	LAB/SOP	%	77.6	77.7	78.5	77.7

Reviewed By
Dr. Dinesh Uchchariya
Technical Manager



Authorized Signatory
Rajesh Jain



CIN: U73100MP2002PTC015352

GSTIN: 23AAECA9188L1Z8

Approved: by Occupational Health & Safety Management (ISO45001:2018)

Approved: by National Accreditation Board for Testing and Calibration Laboratories

Approved: by Ministry of Environment, Forest and Climate Change (MoEF&CC)

Registered Office: 63/1, Kallash Vihar, Near Income Tax Office, City Center-II

Gwalior-474 011, M.P., India

☎0751-3566867, 2232177

Email: aetlgwalior@gmail.com aetrl2016@gmail.com, aetrlcenter@gmail.com

Web: www.aetrl.com



TC-12760

SOLID WASTE ANALYSIS REPORT

Lab ref. No. : AETRL/160924G0035
Dispatch No. 0062

Client Name with Address	: Office of the chief Executive officers, srinagar smart city Limited 1st Floor, Budshah Building, Lal Chowk, Srinagar, Jammu and Kashmir 190001		
Nature of Sample	: Solid waste	D/O sample Collection	: 13/09/2024
Sample Description	: Ward No-35	D/o Sample Received	: 16/09/2024
Location	: Baghi Mehtab Srinagar	D/o Sample Analysis	: 16/09/2024
Sample Collected By	: Aetrl Sampling Team	D/O Completion Analysis	: 31/09/2024
Sample Collected	: 10 Kg	D/o Report Issue	: 31/09/2024

TESTE RESULTS

S.No.	Parameters	Unit	Results			
			S-1	S-2	S-3	S-4
PHYSICAL CHARACTERIZATIONS						
1.	Plastics, Plastic bags etc	%	10.7	10.6	10.4	10.3
2.	Papers and cardboard food waste	%	4.9	4.8	4.3	4.6
3.	Glass & Metals	%	1.5	1.6	1.7	1.6
4.	Leather , rubber, Thermocol	%	1.3	1.1	1.6	1.5
5.	Tetra pack	%	1.1	1.2	1.3	1.2
6.	Wood and wood products	%	1.3	1.1	1.7	1.3
7.	Clothes & Rags (Textiles)	%	1.4	1.2	1.7	1.6
8.	Food waste/Vegetable waste/Fish/Mutton waste	%	60.6	61.6	61.9	60.9
9.	Horticulture waste & Wood	%	1.5	1.2	1.7	1.3
10.	Miscellaneous & Inert Wastes	%	15.7	15.6	13.7	15.7

Reviewed By

Dr. Dinesh Uchchariya
Technical Manager



Authorized Signatory

Rajesh Jain



CIN: U73100MP2002PTC015352

GSTIN: 23AAECA9188L1Z8

Approved: by Occupational Health & Safety Management (ISO45001:2018)

Approved: by National Accreditation Board for Testing and Calibration Laboratories

Approved: by Ministry of Environment, Forest and Climate Change (MoEF&CC)

Registered Office: 63/1, Kallash Vihar, Near Income Tax Office, City Center-II

Gwalior-474 011, M.P., India

☎0751-3566867, 2232177

Email: aetrlgwalior@gmail.com, aetrl2016@gmail.com, aetrlcenter@gmail.com

Web: www.aetrl.com



TC-12760

SOLID WASTE ANALYSIS REPORT

Lab ref. No. : AETRL/160924G0035
Dispatch No. 0062

Client Name with Address	Office of the chief Executive officers, Srinagar smart city Limited 1st Floor, Budshah Building, Lal Chowk, Srinagar, Jammu and Kashmir 190001		
Nature of Sample	Solid waste	D/O sample Collection	13/09/2024
Sample Description	Ward No-35	D/o Sample Received (Processed form)	16/09/2024
Location	Baghi Mehtab Srinagar	D/o Sample Analysis	16/09/2024
Sample Collected By	Aetrl Sampling Team	D/O Completion Analysis	31/09/2024
Sample Collected	10 Kg	D/o Report Issue	31/09/2024

TESTE RESULTS

S.No.	Parameters	Methodology	Unit	Analysis Results of Samples Collected at Various Depths			
				S-1	S-2	S-3	S-4
Physical Parameters							
1.	Bulk Density	ASTM 5231 D	kg/M ³	495	506	512	510
2.	CV	ASTM 5468 D	kcal/kg	1521	1735	1734	1455
3.	Moisture content	ASTM 2216 D	%	26.29	26.66	28.26	26.16
Chemical Parameters							
4.	pH	EPA 9045D	-	7.53	7.92	7.72	7.87
5.	Total Volatile Solids (% by mass)	ASTM 3175 D	%	58.10	55.88	56.81	55.64
6.	Total Solid (% By Mass)	APHA 24 ED.		26.40	25.22	23.44	21.64
7.	Total Organic Carbon (% by mass)	USEPA 9060a	%	25.09	26.58	28.86	29.88
8.	C/N Ratio	-	-	23.37	23.27	22.74	23.58
9.	Total Nitrogen (% by mass)	ASTM E778	%	1.4	1.2	1.3	1.2
10.	Total Phosphates as P2O5 (%bymass)	ASTM 5198 D	%	0.55	0.58	0.56	0.59
11.	Total Potassium asK (% by mass)	APHA24ED24	%	0.53	0.51	0.52	0.53
12.	Arsenic (As)	ASTM 5198 D	mg/kg	BDL	BDL	BDL	BDL
13.	Nickel (Ni)	ASTM 5198 D	mg/kg	0.991	0.866	0.977	1.087
14.	Zinc (Zn)	ASTM 5198 D	mg/kg	19.546	19.404	18.994	16.946
15.	Cadmium (Cd)	ASTM 5198 D	mg/kg	0.136	0.275	0.275	0.280
16.	Copper (Cu)	ASTM 5198 D	mg/kg	7.019	3.167	7.156	7.289
17.	Chromium (Cr+6)	ASTM 5198 D	mg/kg	1.651	2.065	6.471	6.581
18.	Lead (Pb)	ASTM 5198 D	mg/kg	0.412	0.689	1.239	1.255
19.	Mercury (Hg)	ASTM 5198 D	mg/kg	BDL	BDL	BDL	BDL
20.	Chloride (% by mass)	Based on USEPA	%	0.181	0.290	0.290	38.322
21.	Sulphur (% by mass)	ASTM 775 E	%	0.479	0.225	0.190	1021.075
22.	Iron (Fe)	ASTM 5198 D	mg/kg	4.237	6.306	11.106	0.770
23.	Manganese (Mn)	ASTM 5198 D	mg/kg	1.701	1.501	1.229	1.438
24.	Selenium as Se	APHA 24 ED.		BDL	BDL	BDL	BDL
Biochemical Characteristics							
25.	Carbohydrates	LAB/SOP	%	36.74	37.54	37.92	35.42
26.	Proteins	LAB/SOP	%	5.66	5.43	5.73	5.92
27.	Natural Fiber	LAB/SOP	%	8.12	8.24	8.25	8.42
28.	Biodegradable Factor	LAB/SOP	%	69.7	69.9	71.3	69.7

Reviewed By
Dr. Dinesh Uchchariya
Technical Manager



Authorized Signatory
Rajesh Jain